

# Schrock™

*uniquely yours.™*





# Welcome To the

## SCHROCK™ DESIGN GUIDE.

Full of tips and inspiration, this design guide is your go-to companion during the exciting and, yes, sometimes overwhelming process that is a home remodel. Browse the styles and finishes, organizational “sanity helpers,” and attention-grabbing wood hoods, and be reassured by the designer notes along the way.

Schrock's powerful portfolio of cabinetry options will propel your vision of home from magazine clippings and Pinterest boards to a dream realized. You can count on Schrock — and on us — to deliver what will surely be your new favorite room.

Cheers to a beautiful home!

*Your Schrock Design Team*



### DESIGNER TIP:

Look for the + symbol throughout for additional information and inspirational ideas

Shown on front cover: Hawkins Maple Marcona and Steam Paint, Trademark™ Series



## CHANTAL WHITELEY

Kitchen and Bath Designer  
Flagstaff, AZ

## DESIGNER SPOTLIGHT

### Tell me a little about yourself. Where are you from, family, hobbies, anything you'd like to share!

I was born and raised in Arizona. I lived in Flagstaff, Arizona most of my life and recently relocated with my husband and children to Cottonwood Arizona because we missed that small town feeling. My husband and I, this year will have been married for 7 (lucky 7!) years. We have a 2.5-year-old son, 5-year-old daughter and an almost 16-year-old bonus son who spends the summers with us. I very much enjoy cooking, eating food in general and gardening.

### How long have you been a designer? How long have you been designing with Schrock cabinetry?

I did not plan to be a designer...it is something I sort of stumbled into. In 2014, my previous employer realized that cabinetry design and sales could be a better fit for me. My mother has an art master's degrees, so I grew up around colors and design and was told I have a knack for it. I had a great cabinet design mentor and credit him to this day for all my knowledge.

I have sold MasterBrand Cabinets® for 10 years and started designing with Schrock in 2019.

### What are some of your favorite features of Schrock cabinetry?

I love the variety of modifications Schrock offers like furniture/arched toe kicks and depth modifications. I cannot wait for the custom modifications that are coming out soon. Schrock is my favorite MasterBrand Cabinets line to work with

### Tell me about this design. What was the customer looking for? Were there any obstacles you had to overcome?

The customer brought in a lot of Instagram inspirations with classic modern design elements. She wanted a mix of wood and paint. She knew she wanted something like Sherwin Williams® Agreeable Gray for paint and needed to find a complimentary wood. She originally had white oak woods in her inspiration photos but after I showed her beautiful samples of natural red oak and stained red oak, she really liked that look and thought it was timeless.

The customer really wanted a custom furniture vanity for the master bath. I knew she was trying to stay within a budget, so I produced a vanity design from Schrock to mimic a custom vanity. I used the 'void toekick' modification on these vanity cabinets and flanked each end with a 3" column filler to give the appearance of legs. Our installers built a shallow pedestal underneath the vanity at the very back. This gave it support but also kept it unseen.

### Do you have any design tips or tricks that you'd like to share?

My biggest tip is to know your product! The more well versed you are in the product, the better you can design with it and give the customer exactly what they want. I love challenging myself by seeing how far I can customize modular cabinets.

### What are some of the biggest design challenges you have faced?

Not having the exact product a customer is hoping for, and producing a solution or compromise that can win them over.

Shown: Ingalis Steam Painted Hardwood and Oak Thatch Stain (Kitchen) Oak Natural Stain (Bath), Entra™ Series

*Uniquely Yours* | 1



# Schrock™

*Uniquely yours.™*

Schrock™ Cabinetry offers different series to meet a variety of needs and budgets. Your designer will help you determine which is the right fit for you and your design.

To understand what is available in each series, look for the icons throughout this design guide.

## **E** ENTRA™ SERIES

A great entryway into Schrock Cabinetry, the Entra™ Series offers all the essentials to create a beautiful design.

## **T** TRADEMARK™ SERIES

When your project calls for additional nuance — like storage, organizational features and additional touches that are uniquely you — step up to Trademark™ Series.

## **B** BOUTIQUE™ SERIES

When even more style and finish options are desired, visit [schrock.com/products](https://www.schrock.com/products) or talk with your designer about Boutique's exquisite offering.

Shown on top: Hawkins Maple Coastline Stain, Entra™ Series  
Bottom left: Elston Cherry Morel, Trademark™ Series  
Bottom right: Plymouth Maple Kanga Stain and Steam Paint, Trademark™ Series

## TAP INTO THE LATEST TRENDS



## *inside* THIS DESIGN GUIDE

### TAP INTO THE LATEST TRENDS

#### ← **WARMER TONES\***

Interior colors are moving to warmer tones. People are switching to cozy, soft and natural. Allowing wood tones and warmth to envelop the room rather than the painted cabinetry stark white of past.

**04**  
Style With Staying Power

**12**  
Color By Number

**14**  
Just The Right Finish

**26**  
Organizational Overhaul

**28**  
Wood Hoods That Impress

**30**  
Personalize With Accessories

\* MLLC 2024 Kitchen Trends Survey



READY, SET, STYLE.

Selecting a drawer and door style is a great place to get started. From a straightforward Shaker to an intricately detailed design style, Schrock™ has what you need.

THINGS TO CONSIDER WHEN SHOPPING STYLES:

Select the one that aligns with your vision.



Clean, smooth slab drawer fronts.



Detailed, five-piece drawer fronts.



Full overlay drawer and door fronts deliver seamless coverage of cabinet fronts.



Partial overlay allows each drawer and door to stand out on its own.



Cherry, maple, oak and more. The wood species you choose will affect the way your chosen wood stain or paint reads on the wood color and grain. With so many combinations to choose from, your designer can help further guide.



+

**DESIGNER TIP:**

Does your design call for modern and minimal? Specialty laminate may be for you. See these sleek styles on page 24.

Shown: Kayes Retreat Painted Hardwood, Entra™ Series

FULL OVERLAY DOOR STYLES

Species and finish offering differs in each Series.

|                            |                         |                           |                       |
|----------------------------|-------------------------|---------------------------|-----------------------|
| <b>T</b> Trademark™ Series | <b>C</b> Cherry         | <b>M</b> Maple            | <b>R</b> Rustic Alder |
| <b>E</b> Entra™ Series     | <b>D</b> MDF            | <b>O</b> Oak              | <b>L</b> Laminate     |
|                            | <b>H</b> Rustic Hickory | <b>P</b> Painted Hardwood | <b>P</b> PureStyle™   |



Francesca  
5-Piece Drawer Front  
**T** **C** **M** **O**  
**E** **C** **M** **O** **P**



Francesca  
Profiled Slab Drawer Front  
**T** **C** **M** **O**  
**E** **C** **M** **O** **P**



Garrett  
5-Piece Drawer Front  
**T** **C** **M** **R**



Garrett  
Slab Drawer Front  
**T** **C** **M** **R**



Ingalis\*  
5-Piece Drawer Front  
**T** **C** **D** **H** **M** **O** **R**  
**E** **C** **M** **O** **P** **P**



Ingalis  
5-Piece Narrow Rail Drawer Front  
**T** **C** **D** **H** **M** **R**



Ingalis  
Slab Drawer Front  
**T** **C** **D** **H** **M** **O** **R**  
**E** **C** **M** **O** **P** **P**



Brantley  
5-Piece Drawer Front  
**T** **C** **M**

\* Benner, Elston, Ingalis, Larisa, Lormand and Willet PureStyle feature mitered door and drawer front construction.



FULL OVERLAY DOOR STYLES

Species and finish offering differs in each Series.

|                            |                         |                           |                       |
|----------------------------|-------------------------|---------------------------|-----------------------|
| <b>T</b> Trademark™ Series | <b>C</b> Cherry         | <b>M</b> Maple            | <b>R</b> Rustic Alder |
| <b>E</b> Entra™ Series     | <b>D</b> MDF            | <b>O</b> Oak              | <b>L</b> Laminate     |
|                            | <b>H</b> Rustic Hickory | <b>P</b> Painted Hardwood | <b>P</b> PureStyle™   |



Elston\*  
5-Piece Drawer Front  
**T** **C** **D** **H** **M** **O** **R**  
**E** **C** **M** **P** **P**



Elston  
Slab Drawer Front  
**T** **C** **D** **H** **M** **O** **R**  
**E** **C** **M** **P** **P**



Jarret  
5-Piece Drawer Front  
**T** **C** **M**



Jarret  
Profiled Slab Drawer Front  
**T** **C** **M**



Denton  
5-Piece Drawer Front  
**T** **C** **D** **M**



Denton  
Slab Drawer Front  
**T** **C** **D** **M**



Kayes  
5-Piece Drawer Front  
**T** **C** **M**  
**E** **C** **M** **P**



Kayes  
Slab Drawer Front  
**T** **C** **M**  
**E** **C** **M** **P**



Willet\*  
5-Piece Drawer Front  
**T** **C** **H** **M** **O**  
**E** **C** **M** **O** **P** **P**



Willet  
Profiled Slab Drawer Front  
**T** **C** **H** **M** **O**  
**E** **C** **M** **O** **P**



Seaton  
5-Piece Drawer Front  
**T** **C** **M**



Seaton  
Slab Drawer Front  
**T** **C** **M**



Lainey  
5-Piece Drawer Front  
**T** **C** **M**  
**E** **C** **M** **P**



Lainey  
Slab Drawer Front  
**T** **C** **M**  
**E** **C** **M** **P**



Benner  
5-Piece Drawer Front  
**T** **M**  
**E** **M** **P** **P**



Benner  
Slab Drawer Front  
**T** **M**  
**E** **M** **P**

\* Benner, Elston, Ingalis, Larisa, Lormand and Willet PureStyle feature mitered door and drawer front construction.

FULL OVERLAY DOOR STYLES

Species and finish offering differs in each Series.

|                            |                         |                           |                       |
|----------------------------|-------------------------|---------------------------|-----------------------|
| <b>T</b> Trademark™ Series | <b>C</b> Cherry         | <b>M</b> Maple            | <b>R</b> Rustic Alder |
| <b>E</b> Entra™ Series     | <b>D</b> MDF            | <b>O</b> Oak              | <b>L</b> Laminate     |
|                            | <b>H</b> Rustic Hickory | <b>P</b> Painted Hardwood | <b>P</b> PureStyle™   |



Kennedy  
5-Piece Drawer Front  
**T** **C** **M**



Kennedy  
Slab Drawer Front  
**T** **C** **M**



Belton  
5-Piece Drawer Front  
**T** **C** **M** **O**  
**E** **C** **M** **O** **P**



Belton  
Profiled Slab Drawer Front  
**T** **C** **M** **O**  
**E** **C** **M** **O** **P**



Manning  
5-Piece Drawer Front  
**T** **C** **H** **M** **O** **R**



Manning  
Slab Drawer Front  
**T** **C** **H** **M** **O** **R**



Plymouth  
5-Piece Drawer Front  
**T** **C** **H** **M** **O** **R**



Plymouth  
Slab Drawer Front  
**T** **C** **H** **M** **O** **R**



Campbell  
5-Piece Drawer Front  
**T** **C** **H** **M**



Campbell  
Slab Drawer Front  
**T** **C** **H** **M**



Kittrel  
5-Piece Drawer Front  
**T** **C** **M**  
**E** **C** **M** **O** **P**



Cresson  
5-Piece Drawer Front  
**T** **C** **M**



Whittaker  
5-Piece Drawer Front  
**T** **M**



Whittaker  
Slab Drawer Front  
**T** **M**



Hawkins  
5-Piece Drawer Front  
**T** **C** **M**  
**E** **M** **P**



Hawkins  
Slab Drawer Front  
**T** **C** **M**  
**E** **M** **P**

FULL OVERLAY DOOR STYLES



**DESIGNER TIP:**  
Rivali does it all — Available in stain, painted, and laminate so you can have this great style any way you like it.

Rivali\*  
Slab Drawer Front  
T C D M  
E C M P L

\* When Rivali is selected in Painted Hardwood, the doors and drawer fronts will be constructed of medium density fiberboard (MDF) or high density fiberboard (HDF).

PARTIAL OVERLAY DOOR STYLES

Species and finish offering differs in each Series.

|                     |                  |                    |                |
|---------------------|------------------|--------------------|----------------|
| T Trademark™ Series | C Cherry         | M Maple            | R Rustic Alder |
| E Entra™ Series     | D MDF            | O Oak              | L Laminate     |
|                     | H Rustic Hickory | P Painted Hardwood | P PureStyle™   |



Harwell  
Profiled Slab Drawer Front  
T C M O  
E C M O P



Racine  
Slab Drawer Front  
T C H M O R



Larisa  
5-Piece Drawer Front  
T M  
E M P P



Larisa  
Slab Drawer Front  
T M  
E M P

PARTIAL OVERLAY DOOR STYLES



Lormand\*  
5-Piece Drawer Front  
T H M O R  
E C M O P P



Lormand  
Slab Drawer Front  
T H M O R  
E C M O P P



Galvyn  
Profiled Slab Drawer Front  
T C M O  
E C M O P



Natcher  
Slab Drawer Front  
T C M  
E C M P

FULL OVERLAY ALUMINUM FRAME DOOR ACCENTS



Aluminum Finish  
Clear Glass



Aluminum Finish  
Frosted Glass



Brushed Stainless Finish  
Clear Glass



Brushed Stainless Finish  
Frosted Glass



Black Powder Coat Finish  
Clear Glass



Black Powder Coat Finish  
Frosted Glass



**DESIGNER TIP:**  
Add interest and elevate your design with Aluminum Frame Door Accents.  
T Trademark™ Series



# FINISH OPTIONS

## COLOR BY NUMBER

Bring your creative vision to life with the Schrock™ Color by Number Program.

Includes any color in the Sherwin William's® and Benjamin Moore® paint families. Color by Number gives you thousands of choices to create your unique space.




### DESIGNER TIP:

92% of designers agree clients want more colors in cabinetry to make their space their own.\*

\* MLLC 2024 Kitchen Trends Survey

Shown: Hawkins Maple Benjamin Moore  
Honey Hut Paint, Trademark™ Series



### DESIGNER TIP:

Prior to making a final decision, be sure to view the finish you select in your home in the lighting that your cabinets will experience and at different times of day. This will ensure you make a confident choice.





FINISH OPTIONS

JUST THE RIGHT FINISH.

Stark white is out, and warm finishes are in. Think cozy, soft, and natural. Rooms wrapped in the warmth of wood tones and creamy warm whites, like accessible beige, are highly sought after.

Looking for the perfect tone to add warmth to your space? Collaborate with your designer to discover the ideal warm Schrock™ finish.

Shown Clockwise: Trademark™ Series  
Hawkins Maple Marcona and Steam Paint  
Kennedy Maple Seal Stain and Maritime Paint  
Plymouth Maple Kanga Stain and Steam Paint  
Denton Maple Icy Avalanche Paint  
Hawkins Maple Marcona Paint



CUE THE COLOR.

Looking beyond white? You can go bold or add classic neutrals to define your design. Or opt for a dynamic two-tone design to create dimension. The two-tone concept can be done with two paint finishes or a paint and a stain.

These are some of our favorite finish combinations to inspire you!



Maritime Paint & Morel Stain



Steam Paint & Marcona Paint



Benjamin Moore Ticonderoga Taupe 992 Paint & Boardwalk Stain

Please refer to door samples for a true representation of finish color. This printed guide cannot be considered color accurate.




PAINTS\* AND LAMINATES

Available on species as indicated. See your designer for exclusions.

Species and finish offering differs in each Series.


|                     |                  |                    |                |
|---------------------|------------------|--------------------|----------------|
| T Trademark™ Series | C Cherry         | M Maple            | R Rustic Alder |
| E Entra™ Series     | D MDF            | O Oak              | L Laminate     |
|                     | H Rustic Hickory | P Painted Hardwood | P PureStyle™   |

PAINTS\* AND LAMINATES




Brightest White

T D M




White

T D M  
E P L P




Steam

T D M  
E P L P




Coconut

T D M  
E P L P




Marcona

T D M  
E P




Icy Avalanche

T D M  
E P L P




Cloud

T D M  
E P L P




Moonstone

T D M  
E P L P




Retreat

T D M  
E P




Foxhall Green

T D M




Maritime

T D M  
E P L P




Regatta

T Coming Soon  
E P



Black

T D M O  
E P



Color By Number

T D M

PAINTS WITH PENNED GLAZES\*




Brightest White with Amaretto Crème

T D M



Brightest White with Charcoal

T D M




White with Amaretto Crème

T D M  
E P




White with Charcoal

T D M




Steam with Amaretto Crème

T D M  
E P




Steam with Charcoal

T D M




Brightest White with Grey Stone

T D M




Brightest White with Toasted Almond

T D M




White with Grey Stone

T D M  
E P



White with Toasted Almond

T D M



Steam with Grey Stone


T D M  
E P



Steam with Toasted Almond


T D M

PAINTS WITH PENNED GLAZES\*




Coconut with Amaretto Crème

T D M  
E P




Coconut with Charcoal

T D M




Marcona with Amaretto Crème

T D M  
E P




Marcona with Charcoal

T D M




Icy Avalanche with Amaretto Crème

T D M  
E P




Icy Avalanche with Charcoal

T D M




Coconut with Grey Stone

T D M  
E P




Coconut with Toasted Almond

T D M




Marcona with Grey Stone

T D M  
E P




Marcona with Toasted Almond

T D M




Icy Avalanche with Grey Stone

T D M  
E P




Icy Avalanche with Toasted Almond

T D M




Cloud with Amaretto Crème

T D M  
E P




Cloud with Charcoal

T D M




Retreat with Amaretto Crème

T D M  
E P




Retreat with Charcoal

T D M




Cloud with Grey Stone

T D M  
E P




Cloud with Toasted Almond

T D M



Retreat with Grey Stone

T D M  
E P



Retreat with Toasted Almond

T D M

\* The door and/or drawer front center panel on Maple painted doors may be constructed of Medium Density Fiberboard (MDF), except on the Whittaker door style, or when Heirlooming is specified.




STAINS

Available on species as indicated. See your designer for exclusions.

Species and finish offering differs in each Series.


|                            |                         |                           |                       |
|----------------------------|-------------------------|---------------------------|-----------------------|
| <b>T</b> Trademark™ Series | <b>C</b> Cherry         | <b>M</b> Maple            | <b>R</b> Rustic Alder |
| <b>E</b> Entra™ Series     | <b>D</b> MDF            | <b>O</b> Oak              | <b>L</b> Laminate     |
|                            | <b>H</b> Rustic Hickory | <b>P</b> Painted Hardwood | <b>P</b> PureStyle™   |

STAINS




Natural

**T** **C** **H** **M** **O** **R**  
**E** **M** **O**




Coastline

**T** **C** **H** **M** **O** **R**  
**E** **C** **M** **O**




Buckskin

**T** **C** **H** **M** **O** **R**  
**E** **C** **M** **O**




Boardwalk

**T** **C** **H** **M** **O** **R**




Morel

**T** **C** **H** **M** **O** **R**  
**E** **C** **M** **O**




Seal

**T** **C** **H** **M** **O** **R**




Sahara

**T** **C** **H** **M** **O** **R**  
**E** **C** **M** **O**




Light

**T** **C** **H** **O**




Cattail

**T** **C** **H** **M** **O** **R**




Kanga

**T** **C** **H** **M** **O** **R**  
**E** **C** **M** **O**




Colt

**T** **C** **H** **M** **O** **R**  
**E** **C** **M** **O**




Tundra

**T** **C** **H** **M** **O** **R**




Thatch

**T** **C** **H** **M** **O** **R**  
**E** **C** **M** **O**



Titanium


**T** **C** **H** **M** **O** **R**  
**E** **C** **M** **O**



Chocolate


**T** **C** **M** **O** **R**  
**E** **C** **M** **O**

STAINS WITH PENNED GLAZES




Buckskin with Amaretto Crème

**T** **C** **H** **M** **R**  
**E** **M**




Buckskin with Charcoal

**T** **C** **H** **M** **R**




Buckskin with Toasted Almond

**T** **C** **H** **M** **R**




Boardwalk with Amaretto Crème

**T** **C** **H** **M** **R**




Boardwalk with Charcoal

**T** **C** **H** **M** **R**




Boardwalk with Toasted Almond

**T** **C** **H** **M** **R**




Morel with Amaretto Crème

**T** **C** **H** **M** **R**  
**E** **M**




Morel with Charcoal

**T** **C** **H** **M** **R**




Morel with Toasted Almond

**T** **C** **H** **M** **R**




Sahara with Amaretto Crème

**T** **C** **H** **M** **R**  
**E** **M**




Sahara with Charcoal

**T** **C** **H** **M** **R**




Sahara with Toasted Almond

**T** **C** **H** **M** **R**




Kanga with Amaretto Crème

**T** **C** **H** **M** **R**  
**E** **M**




Kanga with Charcoal

**T** **C** **H** **M** **R**




Kanga with Toasted Almond

**T** **C** **H** **M** **R**




Cattail with Amaretto Crème

**T** **C** **H** **M** **R**




Cattail with Charcoal

**T** **C** **H** **M** **R**




Cattail with Toasted Almond

**T** **C** **H** **M** **R**




Colt with Amaretto Crème

**T** **C** **H** **M** **R**  
**E** **M**




Colt with Charcoal

**T** **C** **H** **M** **R**




Colt with Toasted Almond

**T** **C** **H** **M** **R**




Tundra with Amaretto Crème

**T** **C** **H** **M** **R**



Tundra with Charcoal

**T** **C** **H** **M** **R**



Tundra with Toasted Almond


**T** **C** **H** **M** **R**

STAINS WITH PENNED GLAZES




Natural with Amaretto Crème

**T** **C** **H** **M** **R**  
**E** **M**




Natural with Charcoal

**T** **C** **H** **M** **R**




Natural with Toasted Almond

**T** **C** **H** **M** **R**



Coastline with Amaretto Crème

**T** **C** **H** **M** **O** **R**  
**E** **M**



Coastline with Charcoal

**T** **C** **H** **M** **O** **R**



Coastline with Toasted Almond

**T** **C** **H** **M** **O** **R**



Thatch with Amaretto Crème

**T** **C** **H** **M** **R**  
**E** **M**



Thatch with Charcoal

**T** **C** **H** **M** **R**



Thatch with Toasted Almond

**T** **C** **H** **M** **R**

SHEEN



HEIRLOOMING

Finishing techniques are a great way to give your cabinets a unique look. Heirlooming adds dimension and interest to your cabinets.

Over-sanded edges and profiles expose the underlying wood to create a naturally aged appearance, lending depth and character.



MATTE SHEEN\*

*(Top portion of door)*

Our low sheen top coat is less reflective and absorbs more light, resulting in a softer, more muted look. Available on all stains and glazed stains. Not available on paints or glazed paints.

\* Matte is only available in Trademark™ Series

SATIN SHEEN

*(Lower portion of door)*

Our timeless original top coat features a moderate sheen which is reflective without being too glossy. Available on all stains, glazed stains, paints and glazed paints.

Shown Top: Hawkins Maple Buckskin Stain, Satin Sheen.

Shown Left: Ingalls Maple Thatch, Seal, Buckskin and Coastline Stain



DESIGNER TIP:

Accessorize your cabinetry with personal touches like these furniture-inspired feet. See more accessory options on page 30.



Shown: Craftsman Foot Black Paint



PURESTYLE™

Entra™ Series

Schrock™ Entra Series offers PureStyle for those looking for the beauty of a paint finish with added durability.

The PureStyle wrapped door and drawer front design solution delivers crisp, clean details and a durable, paint-like finish. The added benefits of color consistency paired with the resistance to scratching, fading, and surface water mean PureStyle delivers fashion without the fuss.



CLEANS BEAUTIFULLY.

A clean cloth dampened with a solution of 5% dish soap and 95% water is all it takes to clean PureStyle cabinetry. Dry with a clean, soft cloth.

FULL OVERLAY DOOR STYLES



Ingalis  
5-Piece Drawer Front



Ingalis  
Slab Drawer Front



Elston  
5-Piece Drawer Front



Elston  
Slab Drawer Front



Willet  
5-Piece Drawer Front



Benner  
5-Piece Drawer Front

PARTIAL OVERLAY DOOR STYLES



Lormand  
5-Piece Drawer Front




Lormand  
Slab Drawer Front




Larisa  
5-Piece Drawer Front

EXCEPTIONAL FINISH.


PureStyle features color consistency without the unpredictable variability often seen by various wood types. The surface regularity of PureStyle results in a fashionable, clean-lined aesthetic.




White



Steam



Coconut



Icy Avalanche



Cloud



Moonstone



Maritime



### DESIGNER TIP:

Looking to add a little extra something to your design? Consider a modern, high gloss finish or a grain texture with Schrock™ specialty laminates.



## FULL OVERLAY SPECIALTY STYLES

Species and finish offering differs in each Series.

|                            |                         |                           |                       |
|----------------------------|-------------------------|---------------------------|-----------------------|
| <b>T</b> Trademark™ Series | <b>C</b> Cherry         | <b>M</b> Maple            | <b>R</b> Rustic Alder |
| <b>E</b> Entra™ Series     | <b>D</b> MDF            | <b>O</b> Oak              | <b>L</b> Laminate     |
|                            | <b>H</b> Rustic Hickory | <b>P</b> Painted Hardwood | <b>P</b> PureStyle™   |



### Aspen

Slab Drawer Front




 High Gloss White



### Derazi

Slab Drawer Front








 Arctic  
 Obsidian



### Gallio

Slab Drawer Front






 Icy Avalanche Linea Nightfall  
 Antler  
 Wharf  
 Elk  
 Gunstock



### Herra

5-Piece Drawer Front



 Icy Avalanche Linea Nightfall  
 Elk  
 Gunstock


## HIGH GLOSS LAMINATE



High Gloss White



High Gloss White is available with Matching or Metallic edgebanding.



Matching



Metallic

## WOOD GRAIN LAMINATES



Icy Avalanche Linea Nightfall



Antler



## TEXTURED WOOD GRAIN LAMINATES



Arctic




Wharf



Elk



Gunstock



Obsidian





# ORGANIZATIONAL OVERHAUL

Who couldn't use a little help keeping life better organized? Tucked inside Schrock™ cabinets are a multitude of organizational options just waiting to tidy your Tupperware® and make sense of your mess. With so many Schrock Smart Solutions™ to choose from, you can select the right combination for your personal needs. After all, cabinet organization is more than storage — it's peace of mind.

- A** SuperCabinet™
- B** EZ-Org™ Modular Pull-out Racks
- C** Wall Refrigerator Pull-out
- D** Biometric Security Drawer
- E** Wood Tiered Cutlery Divider Drawer
- F** Base Wastebasket
- G** Base Utensil Pantry Pull-out
- H** Base Corner Curved Pull-out
- I** Base Pots and Pans Pull-out
- J** Lazy Susan Pull-out
- K** Base Roll Trays
- L** Base with Roll-out Tray Divider
- M** Utility Organizer Drop Zone

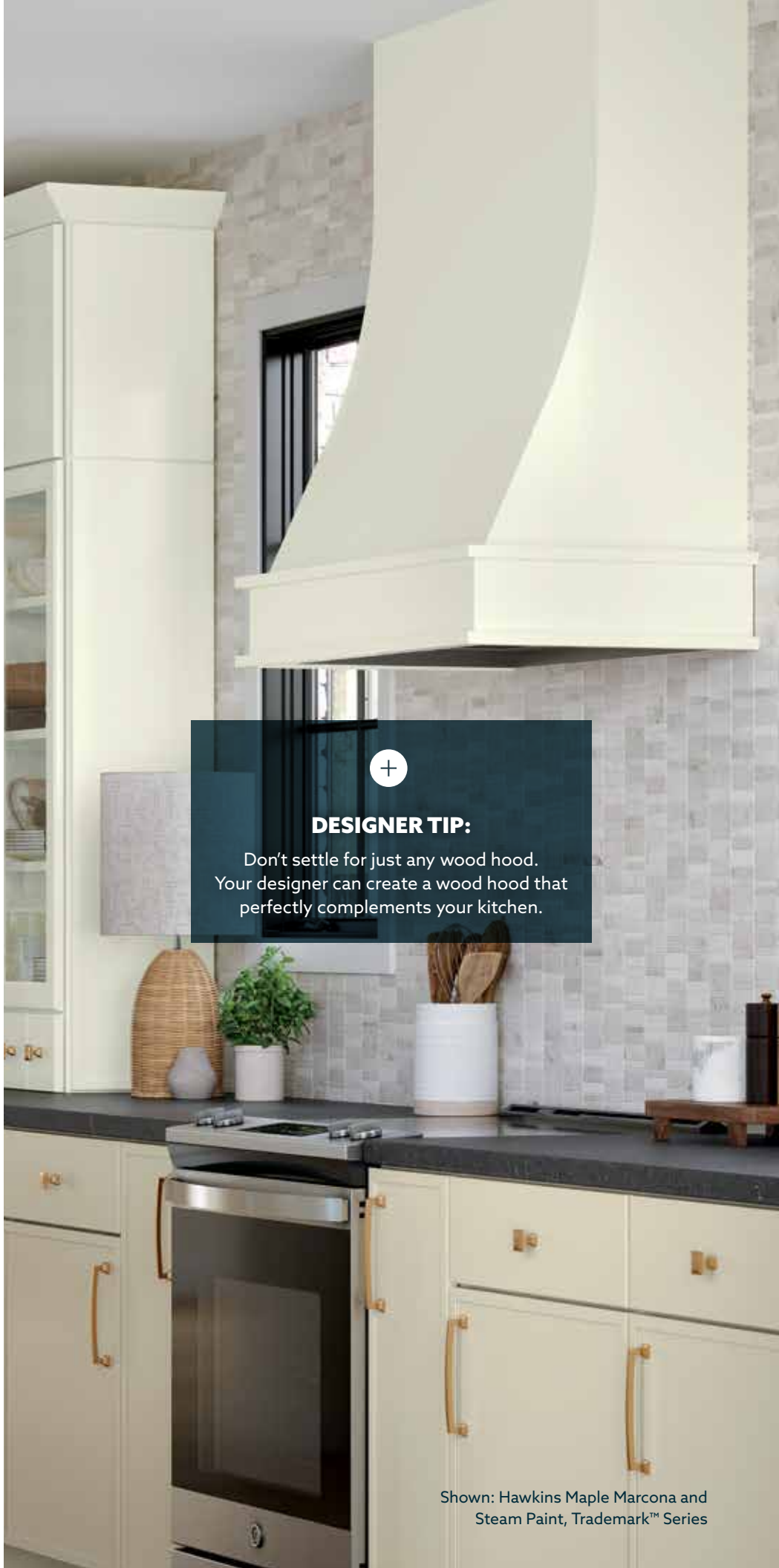




# WOOD HOODS

A trend with staying power, wood hoods top many kitchen remodel must-have lists. Whether built-in to seamlessly integrate with cabinetry or designed to stand out as a showpiece, Schrock™ makes wood hoods for every kitchen.

- A Waterfall Wood Hood
- B Craftsman Straight Wood Hood
- C Signature Mantel
- D Linear Tapered Wood Hood
- E Artisan Straight Wood Hood
- F Classic Square Wood Hood
- G Straight Batten Wood Hood
- H Tapered Wood Hood
- I Simple Tapered Wood Hood
- J Shiplap Tapered Wood Hood
- K Canopy Square Wood Hood



**DESIGNER TIP:**  
Don't settle for just any wood hood.  
Your designer can create a wood hood that  
perfectly complements your kitchen.



ACCESSORIES

Design is in the details, which is why Schrock™ offers an endless array of options to make your kitchen uniquely yours. Don't overlook the power of the small elements in the overall look of your room. You'll find even more options online at schrock.com.

- A Floating Shelf
- B Finger Pull Hardware
- C Compact Drawer Outlet
- D Power Pod
- E Madeline Foot
- F Rain Glass Insert
- G Straight Angle Crown Moulding



ENJOY THE JOURNEY



by using the Schrock start-to-finish overview of designing your new room. As always, your designer is here to walk alongside you, offer guidance, and help deliver your vision.

VISIT SCHROCK.COM



for more information and inspiration.

LOCK IN YOUR STYLE.

- Browse magazines and websites such as Houzz and Pinterest to select images that reflect your design style.
- Save your favorite door styles, finishes and organizational cabinets and specialty products on the Schrock website.

ASSESS AND DESIGN.

- Obtain accurate measurements for your new space.
- Meet with your kitchen designer to work on design options and layouts.
- Consider your other design components: flooring, countertop, backsplash, lighting, faucets, appliances, wall color, and hardware.
- Develop a budget for your new space.

PLACE YOUR CABINET ORDER.

- Secure an installer if your designer is not doing this for you.
- Use this time to prepare meals ahead of time and set up a temporary kitchen space if you are undergoing a remodel.
- Determine tasks to be completed before your cabinets arrive. Be sure to complete everything you need to complete, such as flooring installation, before your cabinets arrive.

ENJOY YOUR SPACE.

- Review the care and cleaning information. Discover how to touch-up your cabinets.
- Learn how to make adjustments to your cabinet door hinges and drawer guides.
- Enjoy!



QUALITY CRAFTSMANSHIP

PROTECTION FOR YOUR INVESTMENT

No matter which series you choose, Schrock™ provides the best quality cabinet at every price point, all backed by a limited lifetime warranty from the #1 cabinetry manufacturer in the industry.



Part of the MasterBrand™ Family

Schrock™ is a subsidiary of MasterBrand Cabinets®, an industry leader that comprises a breadth of quality cabinet brands. Since 1926, the MasterBrand Cabinets family has earned its reputation as one of America's top cabinetmakers, and Schrock has helped MasterBrand Cabinets achieve this. Beautiful. Functional. Durable. These are the defining qualities of Schrock.

STANDARD CONSTRUCTION

This traditional cabinetry construction features a 1-1/2" wide face frame behind the door and drawer front. Regardless of the door style chosen, a portion of the frame will be visible when the doors and drawers are closed. Available on all Full Overlay and Partial Overlay door styles.

CABINET BOX

- Top and Bottom: 3/8" Thick furniture board
- Sides: 1/2" Thick furniture board
- Back: 3/8" Thick furniture board

CABINET EXTERIOR

- Sides: matching laminate\*
- Wall cabinet top/bottom: Natural Maple laminate
- Back: unfinished

CABINET INTERIOR

Natural Maple laminate

DRAWERS

Four-sided, dovetailed, clear-coated hardwood with full extension, soft-close

HINGES

Fully concealed, 6-way adjustable hinge with soft-close

I-BEAM BRACES

3/8" Thick furniture board

ADJUSTABLE SHELF

3/4" Thick furniture board with Natural Maple laminate and PVC edgebanding

TOEKICK

Unfinished furniture board; field-applied Toeboard required



ALL-PLYWOOD\*\* CONSTRUCTION UPGRADE AVAILABLE

Ask your designer about construction upgrade options.

\* Exteriors are laminate that match the color of the face frame, with the exception of Color By Number.  
\*\* All-plywood components meet ANSI/HPVA HP-1 standards, and may contain MDF or particleboard.



# Schrock™

*Uniquely yours.™*



*entra™ series*  
Value Semi-Custom Cabinetry



*trademark™ series*  
Semi-Custom Cabinetry



*boutique™ series*  
Premium Semi-Custom Cabinetry

Share your design with us by tagging us  
on social with #SchrockCabinets.



Styles, product availability and construction may vary slightly from those shown in this book due to material availability and/or design evolution. Specifications are subject to change without notice. Customer service is available if your design requires verification of product availability and specifications.

Product photography and illustrations have been reproduced as accurately as printing technologies permit. To ensure highest satisfaction, we strongly recommend you view an actual sample for best color, wood grain and finish representation.

**Schrock™ has a Limited Lifetime Warranty.**

For terms and conditions, please visit: [www.schrock.com/warranty](http://www.schrock.com/warranty)



**National Forest  
Foundation**



**Part of the  
MasterBrand™  
Family**

**schrock.com**  
#SchrockCabinets  
© 2025 MasterBrand Cabinets LLC  
All rights reserved.

EAST  
1172049930  
2025-03/WA/14.2M