Schrock™

entra™ series

SEPTEMBER 2025

Supersedes All Prior Versions

PRICE & Spec GUIDE

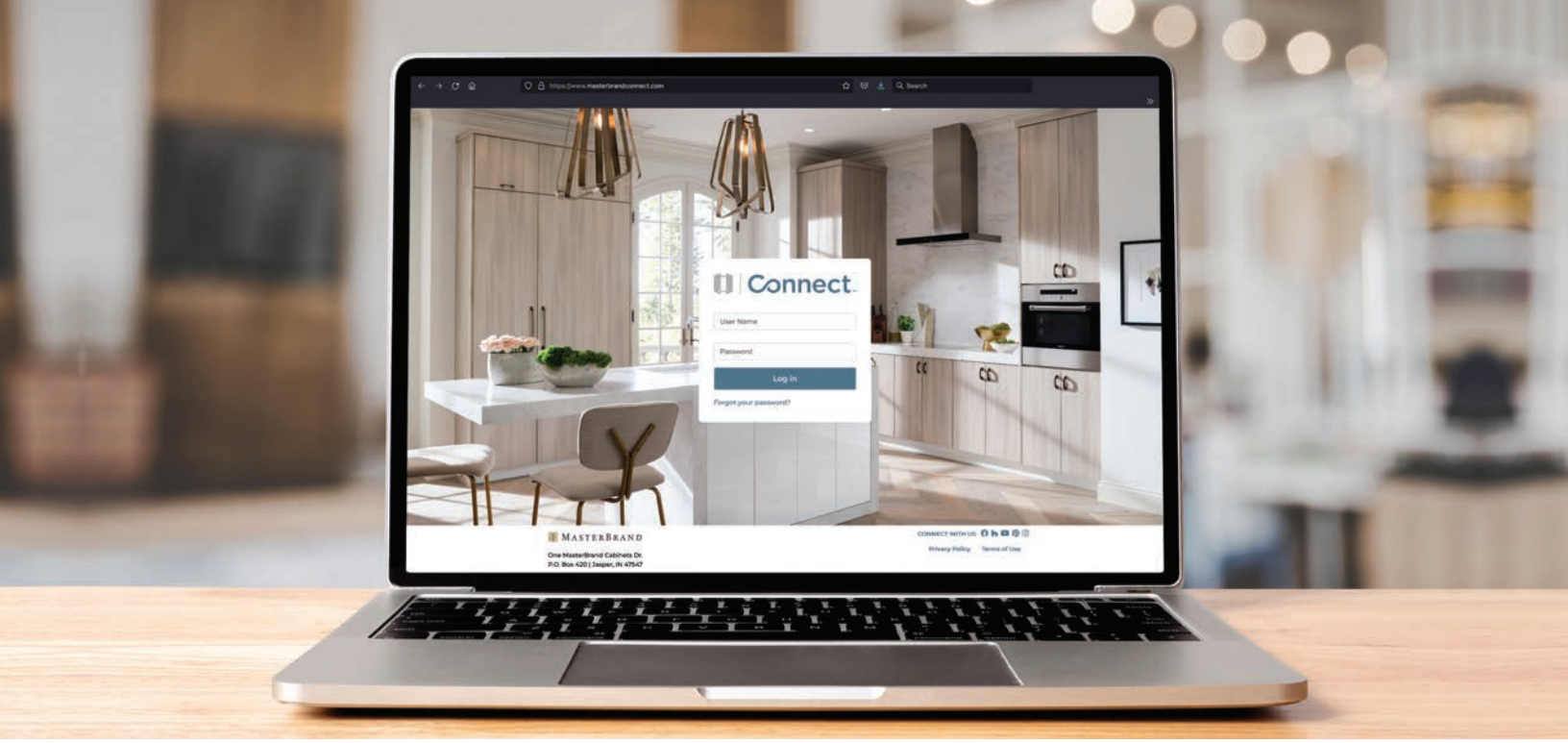

Connect™

Your Destination for a Next-Level Customer Experience

MasterBrand Connect™ is a one-stop information portal aimed at enabling you to be in the driver's seat of your success. Within Connect, you have access to personalized dashboard content, improved order tracking, customer service case visibility, and much more. The result is an easy to navigate system with must-have information at your fingertips.

Feature Highlights:

- Mobile-friendly design with improved navigation and easier-to-use interface
- Unique log-ins per user with personalized content and preferences
- Improved search capability including POs and acknowledgement numbers
- Customer Service case visibility
- More timely order tracking with connected order visibility
- Communication preference selections
- Self-service account changes like phone, address and email

Check it out today at masterbrandconnect.com, or scan the code.

If you do not have a MasterBrand Connect account, please contact your Sales Representative to sign up.

MASTERBRAND®

© 2025 MasterBrand Cabinets LLC. All rights reserved. 09/25

ELEVATE
Your experience

YOUR GUIDE TO WHAT'S JUST IN

SEPTEMBER 2025

NEW FINISHES

TROPIC PAINT

Lighter blue tones have gained popularity among clients seeking to infuse their homes with a sense of calm and serenity. Tropic is a refreshing, airy blue that captures the essence of tranquility and openness, making it an ideal choice for brightening any space and creating a peaceful, inviting atmosphere.

T Trademark™ Series
Species: Maple & MDF
Penned Glazes: Amaretto Crème, Charcoal, Grey Stone, and Toasted Almond

E Entra™ Series
Species: Painted Hardwood
Penned Glazes: Amaretto Creme and Grey Stone

- Matching Laminate Ends Standard
- Launched in Boutique™ Series March 2025

REGATTA PAINT

Regatta, a true navy blue that offers subtle dark charcoal undertones. This color exudes timeless elegance, providing a strong yet serene foundation that enhances both modern and classic design elements. Like the ocean, let Regatta's quiet power inspire your next design with this unforgettable hue.

T Trademark Series
Species: Maple & MDF

- Matching Laminate Ends
- Heirlooming
- Launched in Entra Series March 2025, Boutique Series Novemeber 2024

GRAINSTONE STAIN

Want to add a warm, organic touch to your design? Grainstone is the perfect fit! This earthy light-toned stain allows the distinctive characteristics of wood grain to shine through. For a cozy contrast, pair Grainstone with any of our rich paint finishes.

T Trademark Series
Species: Cherry, Maple, Oak, Rustic Alder, and Rustic Hickory
Penned Glazes: Amaretto Crème, Charcoal, and Toasted Almond

E Entra Series
Species: Cherry, Maple, Oak
Penned Glaze: Amaretto Creme

- Matching Laminate Ends
- Matte Sheen Available in Trademark Series
- Launching in Boutique Series September 2025



NEW SKUS

EXPANDED SIZES OF 27″ AND 30″ H
WALL REFRIGERATOR PULLOUTS
T **Trademark Series**

3 AND 4 DRAWER UTILITY CABINET MODELS
T **Trademark Series**

EXPANDED DRAWER BASE MODELS
T **Trademark Series**

X-END PANELS
T **Trademark Series**

SHELF AND MOULDING MODELS
T **Trademark Series**

- Floating Shelf
- Traditional Batten Moulding
- Traditional Light Rail

NEW SHELVING MODELS
T **Trademark Series**

- Available in Cherry, Rustic Alder, Rustic Hickory, Laminate, Maple, and Oak.

30″ H TAPERED WOOD HOOD (TWH)
T E **Trademark and Entra Series**

NEW SIZES OF DRAWER BASES UP TO 42″
T **Trademark Series**

4 DOOR 48″ W X 18″ H WALL CABINET
E **Entra Series**

- Already available in Trademark Series

MODIFICATION CHANGES AND ADDITIONS

EXPANDED MULLION DOOR MODIFICATION
T E **Trademark and Entra Series**

- New heights and widths

WASTEBASKET PARTITION
T **Trademark Series**

- New modification to create a drawer partition on all wastebasket cabinets with a top drawer

Refer to the Product Discontinuation Notice on MasterBrand Connect for a complete list of discontinued products.

Schrock™

© 2025 MasterBrand Cabinets LLC. All rights reserved. EAST 09/25

TABLE OF CONTENTS

Door and Finish Options . . . . . F
Construction Features 1
Modification/Upgrade Compatibility Chart 2
Construction Upgrades 3
Drawer Front and Door Options 4
Non Soft-close Options 5
Custom Modifications 6-14
Specialty Doors 15-16
Decorative Glass Inserts 17-18
Cabinet Dimensions 19-26
Design Checklist 27
NKBA Guidelines 28-29
Smart Solutions™ Reference Chart 30
Wall Cabinets 31-62
Base Cabinets 63-84
Universal Access Cabinets 85-88
Tall Cabinets 89-104
Office & Furniture Cabinets 105-110
Vanity Cabinets 111-122
Fillers 123-125
Panels & Skins 126-131
Stack Moulding Kits 132-134
Moulding 135-139
Valances 140
Embellishments 140-144
Shelves 144-145
Decorative Hardware 146-149
Cabinet Accessories 150-152
Roll Tray Kits 153
Stain, Paint, & Touch-up Tools 153
Guide Kits and Parts 154
Hinges 155
Doors, Drawer Fronts and Drawers 156
Miscellaneous Parts 156
Index by Description 157-159
Index by Code 160
Painted Hardwood Finish Agreement/Policies & Information/Terms and Conditions

DOOR AND FINISH OPTIONS

This section contains information regarding the global options you will choose that will apply to your entire order: species/material characteristics, door options, and finish options.

CHARACTERISTICS OF LAMINATE

The surfaces of doors, drawer fronts, and overlay fillers feature laminate materials with an integrated top coat that provides superior beauty, durability, and performance. The core panel material is made of MDF to ensure a consistent and stable product.

A heat shield is required to separate all laminate products from heat producing units to be in compliance with cabinet warranty.

CHARACTERISTICS OF PURESTYLE™ LAMINATE

PureStyle™ is an innovative laminate that is applied to a wood or engineered wood substrate. Characteristics include crisp styling, consistent coloration, and abrasion-resistant durability.

These doors offer the durability of a laminate and the beauty of paint while bringing peace of mind to those who care about creating a better environment — both inside and outside of their homes.

PureStyle™ doors can be distinguished from painted cabinets by their picture perfect distribution of satin smooth color on a sleek surface with optimum durability. Trim items will feature a matching painted finish except where noted in product specifications.

A heat shield is required to separate all laminate products from heat producing units to be in compliance with cabinet warranty.

In the Species Availability charts throughout the book, refer to Laminate column for PureStyle™ availability.

CHARACTERISTICS OF WOOD TYPES*

No matter which species you choose for your new kitchen or bath cabinetry, please keep in mind that no two pieces of wood are exactly the same. Stains are likely to exaggerate the difference between open and closed grains and other markings in wood. Grain variation and color change should be expected. As hardwood ages, it will darken when exposed to different types of light. Color differences or changes in wood can also be caused by exposure to harsh chemicals, extreme heat or moisture. Additionally, wood species exhibit other defining characteristics, such as mineral deposits/streaks, knots, sap runs, pin holes and wormholes. These markings make the wood unique and contribute to its enduring beauty.

*Please note the term 'wood' as used in this Specification Book, includes solid wood, engineered wood, and veneer wood.

Cherry - features a uniform grain pattern that may reveal pin knots, curled graining and occasional black mineral streaks. With predominantly red undertones, expect color variation from creamy white to deep brown, especially in natural and lighter finishes. Cherry darkens with age and the darkening process is enhanced by exposure to natural light.

Maple - is a tight-grained, uniform hardwood that may include fine brown lines, wavy or curled markings, bird pecks and mineral streaks. It is predominately white to creamy-white in color with occasional reddish-brown tones.

Oak - is an open-grained hardwood that may contain knots, wormholes and highly varying grain patterns, adding to the unique characteristics of the wood. Oak's coloration ranges from white to pink and reddish tones. Streaks of green, yellow and even black may appear due to mineral deposits.

Painted Hardwood - finishes combine hardwoods and engineered materials including solid-wood, engineered materials — such as medium density fiberboard (MDF) and high density fiberboard (HDF) — and similar composite materials providing a smoother surface for painting and superior stability, consistency, and durability.

In keeping with our practice of continuous product improvement and/or to maximize efficiencies, Schrock™ Entra™ Cabinetry may adjust specifications in design and materials as it deems necessary. Where differing materials are utilized, they will be of similar or better quality in keeping with Schrock Entra Cabinetry's commitment to quality.

Schrock™
entra™ series

Door Style Species Availability and Upcharge

Use the chart below to determine the price column for your preferred cabinetry style.

	Price Column	Oak 0%	Laminate 0%	PureStyle™ 0%	Maple 6%	Painted Hardwood 6%	Cherry 18%
Belton	4	✓			✓	✓	✓
Benner	3			✓	✓	✓	
Elston	4			✓	✓	✓	✓
Francesca	2	✓			✓	✓	✓
Galvyn	1	✓			✓	✓	✓
Harwell	3	✓			✓	✓	✓
Hawkins	3				✓	✓	
Ingalis	3	✓		✓	✓	✓	✓
Kayes	4				✓	✓	✓
Kittrel	5				✓	✓	✓
Lainey	4				✓	✓	✓
Larisa	2			✓	✓	✓	
Lormand	2	✓		✓	✓	✓	✓
Natcher	3				✓	✓	✓
Rivali	3		✓		✓	✓	✓
Willet	4	✓		✓	✓	✓	✓

Anywhere you see Price Column will take you directly to this page.

To return to your product page, just click the BACK button.

DOOR STYLE SPECIFICATIONS

Cherry

- When Cherry door styles are ordered, it is recommended to apply a finished end option or a veneer end panel for exposed ends due to the natural aging of Cherry.

All Door Styles

- All doors and drawer fronts are 3/4″ thick unless otherwise noted.

Door and Drawer Front Side Profiles

- Veneer and MDF components are shown with gray shading on side profiles. Solid-wood components do not have shading.

Wood Grain

- See reference images for wood grain direction on all door styles.

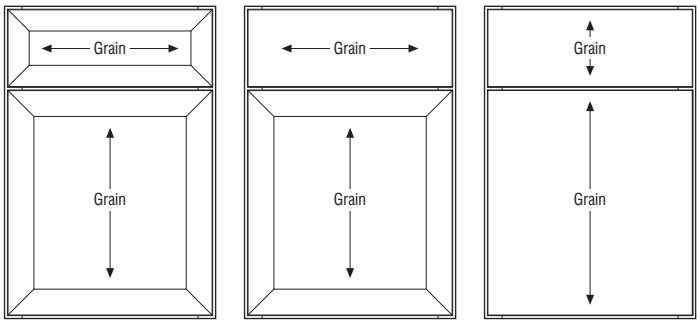

Rivali

- **Wood Grain - Wall Top Hinge (WTH) Cabinets, 30"-36" Wide**

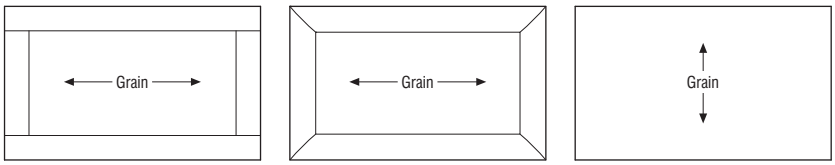

Non-mitered Door Styles | Mitered Door Styles | Rivali

FULL OVERLAY DOOR STYLES

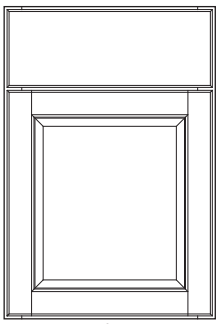
Belton


Benner
(Wood Species)


Benner
(PureStyle™)

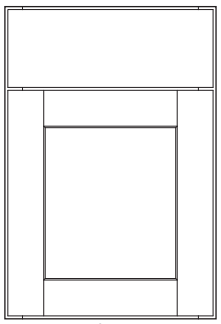
Elston
(Wood Species)

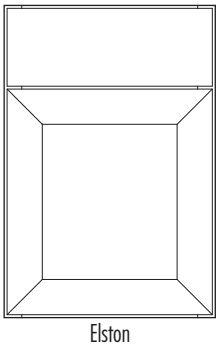
Elston
(PureStyle™)

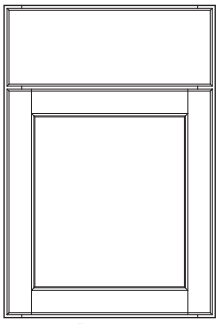
Francesca

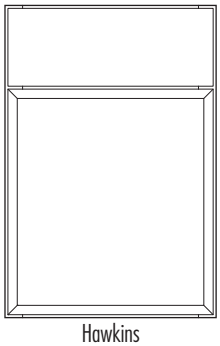
Hawkins

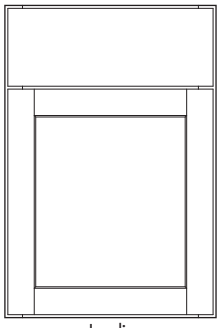
Ingalis
(Wood Species)

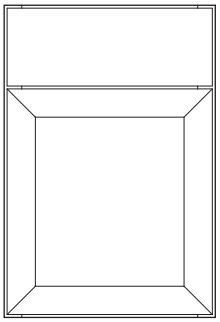
Ingalis
(PureStyle™)

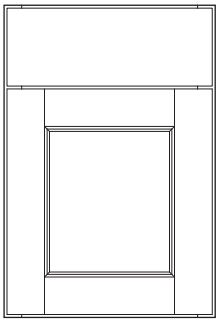
Kayes


Kittrel

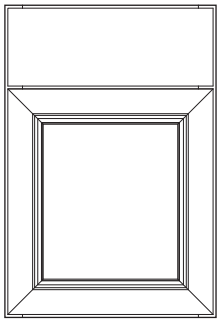
Lainey


Rivali

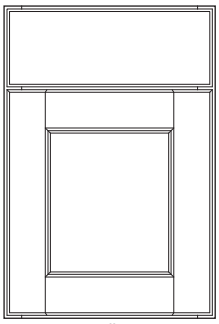
Willet
(Wood Species)

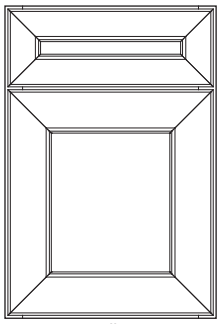
Willet
(PureStyle™)

PARTIAL OVERLAY DOOR STYLES

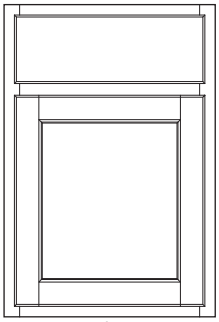
Galvyn

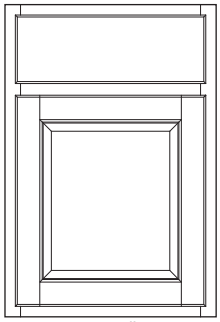
Harwell

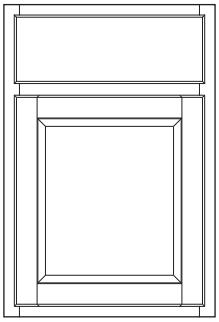
Larisa
(Wood Species)


Larisa
(PureStyle™)

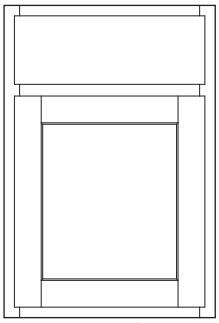
Lormand
(Wood Species)

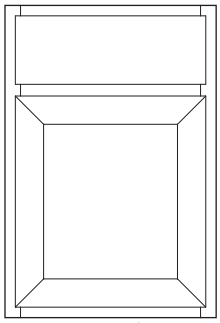
Lormand
(PureStyle™)

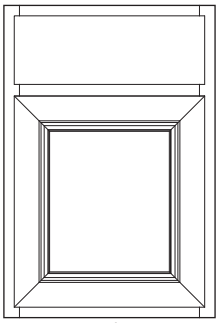
Natcher

OVERLAY SPECIFICATIONS

Full Overlay

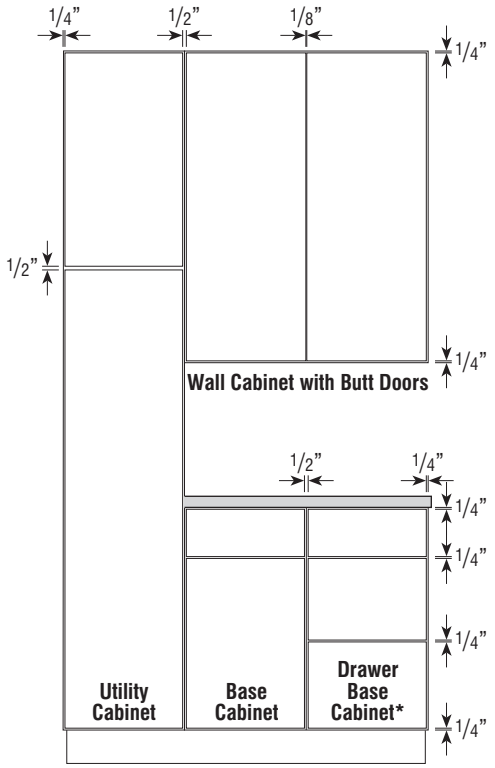

Modified Full Overlay

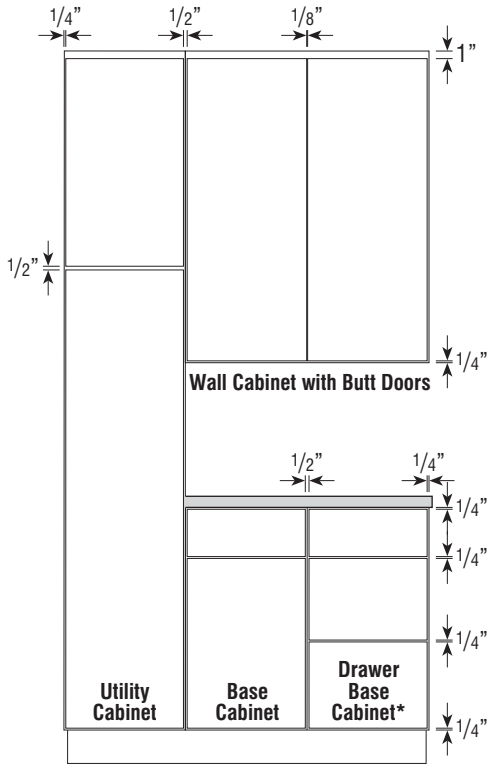

Full Overlay	The door and drawer fronts overlay the frame, exposing 1/4″ on the top and bottom rails and right and left stiles of base cabinets. Typical base units with a center stile expose 1/2″ of that stile.	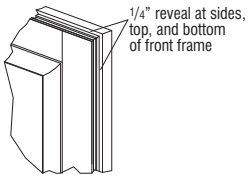 Full Overlay
Modified Full Overlay	Wall and Tall Cabinets: The door and drawer fronts overlay the frame exposing 1/4″ on the bottom rail and right and left stile. One full inch is exposed on the top rail of wall and tall cabinets. Typical units with a center stile expose 1/2″ of that stile. Base Cabinets: The door and drawer fronts overlay the frame, exposing 1/4″ on the top and bottom rails and right and left stiles of base cabinets. Typical base units with a center stile expose 1/2″ of that stile.	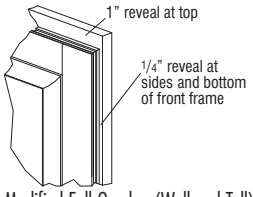 Modified Full Overlay (Wall and Tall) 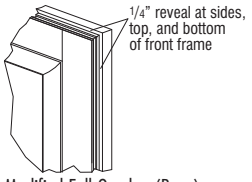 Modified Full Overlay (Base)

*34 1/2″ high application shown. On 32″ high Full Overlay three drawer applications (drawer bases and sink bases with drawers), the reveal above the bottom drawer front is 1/2″.

- One double door center stile cabinet has the same reveal as two single door cabinets.

OVERLAY SPECIFICATIONS

Partial Overlay

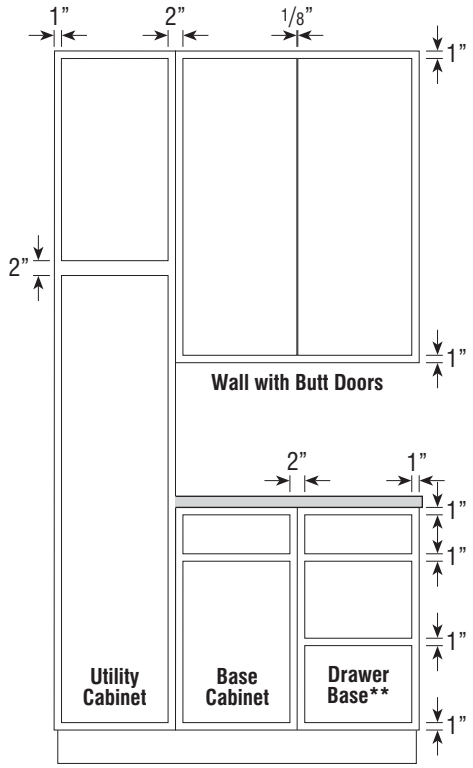

Partial Overlay	The door and drawer fronts overlay the face frame 1/2″, exposing 1″ of the frame both on the stile and rail members. Typical wall and base cabinets with a center stile expose 2″ of that stile.	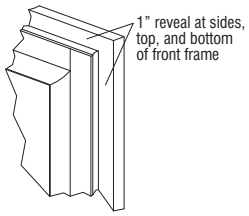
Exceptions on Face Frame Reveals	• Some oven units have 3″ stiles and 9″ intermediate rails (designed for universal flexibility of cut-out options) that create various reveals. • Blind corner wall and base cabinets expose different center stile reveals. Diagonal corners also vary. • Please see the dimensional charts for oven units and blind bases located in those sections.	

*On Partial Overlay B2D_ _ (Two Drawer Bases), reveal above the bottom drawer front is 2″.

DOOR STYLES

Belton

Price Column	Oak	Laminate	PureStyle™	Maple	Painted Hardwood	Cherry
4	0%	–	–	6%	6%	18%

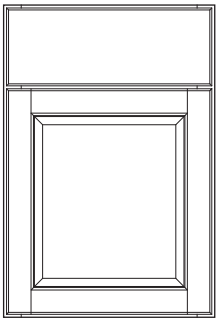
Base

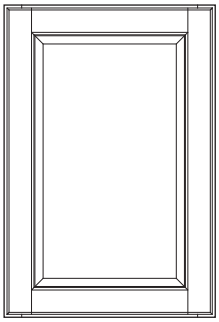
Wall

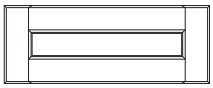
Optional Drawer Front:
Flat 5-piece (DFF5PC)

Decorative Door Options

CG	CM	MFO
•	•	•

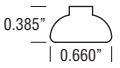

muntin profile

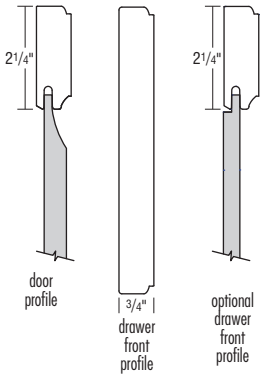

door profile
drawer front profile
optional drawer front profile

- Veneer Raised Panel
- Full Overlay
- Profiled Slab Drawer Front

- See chart to the right for 5-piece drawer front dimensions representative of a 9″ wide base cabinet when specifying decorative hardware.

5-Piece Drawer Front Dimensions	
Drawer Front Width	8 1/2″
Drawer Front Height	6 1/4″
Panel Flat Width	4″
Panel Flat Height	1 3/4″

Benner

Price Column	Oak	Laminate	PureStyle™	Maple	Painted Hardwood	Cherry
3	–	–	0%	6%	6%	–


Base (Wood Species)


Wall (Wood Species)


Optional Drawer Front:
Flat 5-piece (DFF5PC)

Decorative Door Options

CG	CM	MFO
•	•	•

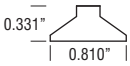

muntin profile

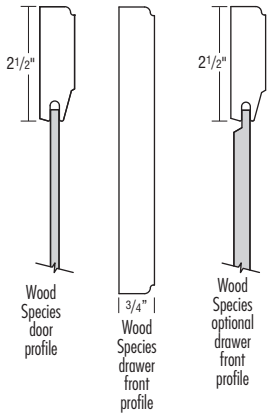

Wood Species door profile
Wood Species drawer front profile
Wood Species optional drawer front profile


Base (PureStyle™)


Wall (PureStyle™)

Decorative Door Options

CG	CM	MFO
•	•	•

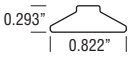

muntin profile

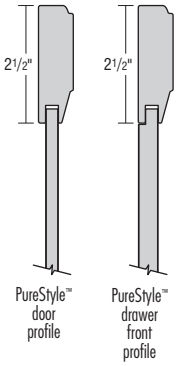

PureStyle™ door profile
PureStyle™ drawer front profile

- Flat Center Panel
- Full Overlay
- Profiled Slab Drawer Front

- See chart to the right for 5-piece drawer front dimensions representative of a 9″ wide base cabinet when specifying decorative hardware.
- A heat shield is required to separate PureStyle™ doors, drawer fronts, overlay fillers, and all laminate products from heat producing units to be in compliance with cabinet warranty.

5-Piece Drawer Front Dimensions	
Drawer Front Width	8 1/2″
Drawer Front Height	6 1/4″
Panel Flat Width	3 1/2″
Panel Flat Height	1 1/4″

DOOR STYLES

Elston	Price Column	Oak	Laminate	PureStyle™	Maple	Painted Hardwood	Cherry
	4	–	–	0%	6%	6%	18%

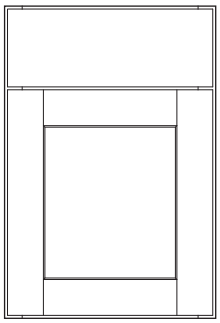

Base (Wood Species)



Wall (Wood Species)



Optional Drawer Front:
Flat 5-piece (DFF5PC)
(Wood Species)

Decorative Door Options

CG	CM	MFO
•	•	•

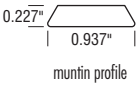

muntin profile

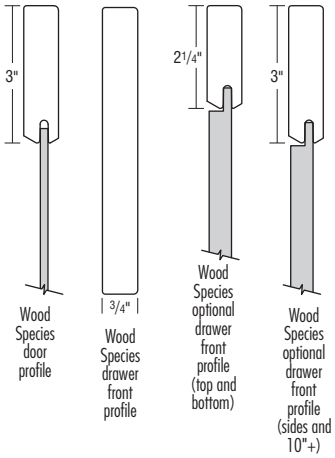

Wood Species door profile

Wood Species drawer front profile

Wood Species optional drawer front profile (top and bottom)

Wood Species optional drawer front profile (sides and 10"+)

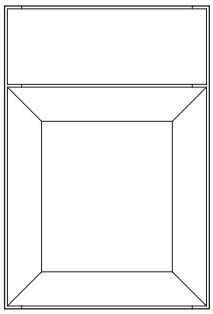

Base (PureStyle™)



Wall (PureStyle™)



Optional Drawer Front:
Flat 5-piece (DFF5PC)
(PureStyle™)

Decorative Door Options

CG	CM	MFO
•	•	•

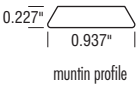

muntin profile

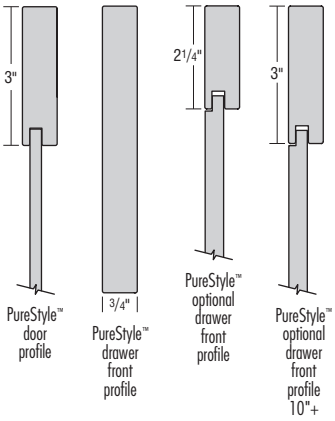

PureStyle™ door profile

PureStyle™ drawer front profile

PureStyle™ optional drawer front profile

PureStyle™ optional drawer front profile 10"+

- Veneer Flat Panel
- Full Overlay
- Slab Drawer Front

- See chart to the right for 5-piece drawer front dimensions representative of a 9″ wide base cabinet when specifying decorative hardware.
- A heat shield is required to separate PureStyle™ doors, drawer fronts, overlay fillers, and all laminate products from heat producing units to be in compliance with cabinet warranty.

5-Piece Drawer Front Dimensions	
Drawer Front Width	8 1/2″
Drawer Front Height	6 1/4″
Panel Flat Width	2 1/2″
Panel Flat Height	1 3/4″

*PureStyle DFF5PC Panel Flat Width is 4″.

DOOR STYLES

Francesca

Price Column	Oak	Laminate	PureStyle™	Maple	Painted Hardwood	Cherry
2	0%	–	–	6%	6%	18%


Base


Wall

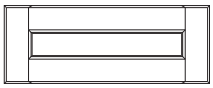
Optional Drawer Front:
Flat 5-piece (DFF5PC)

Decorative Door Options

CG	CM	MFO
•	•	•

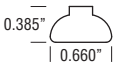

muntin profile

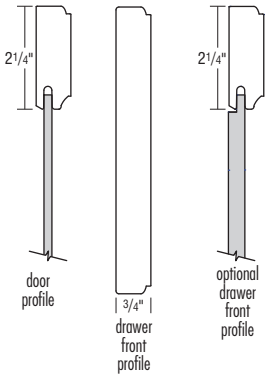

- Veneer Flat Panel
- Full Overlay
- Profiled Slab Drawer Front

- See chart to the right for 5-piece drawer front dimensions representative of a 9″ wide base cabinet when specifying decorative hardware.

5-Piece Drawer Front Dimensions	
Drawer Front Width	8 1/2″
Drawer Front Height	6 1/4″
Panel Flat Width	4″
Panel Flat Height	1 3/4″

Galvyn

Price Column	Oak	Laminate	PureStyle™	Maple	Painted Hardwood	Cherry
1	0%	–	–	6%	6%	18%

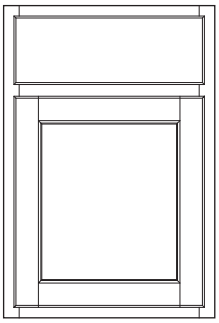
Base


Wall

Decorative Door Options

CG	CM	MFO
•	•	

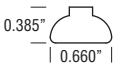

muntin profile

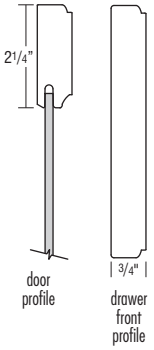

- Veneer Flat Panel
- Partial Overlay
- Profiled Slab Drawer Front

DOOR STYLES

Harwell

Price Column	Oak	Laminate	PureStyle™	Maple	Painted Hardwood	Cherry
3	0%	–	–	6%	6%	18%

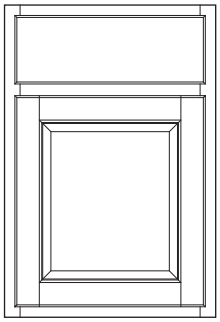

Base



Wall

Decorative Door Options

CG	CM	MFO
•	•	

muntin profile

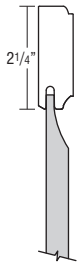

door profile

drawer front profile

- Veneer Flat Panel
- Partial Overlay
- Profiled Slab Drawer Front

Hawkins

Price Column	Oak	Laminate	PureStyle™	Maple	Painted Hardwood	Cherry
3	–	–	–	6%	6%	–



Base



Wall

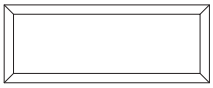

Optional Drawer Front:
Flat 5-piece (DFF5PC)

Decorative Door Options

CG	CM	MFO
		•

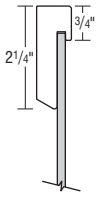

door profile

drawer front profile

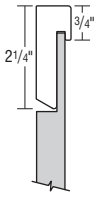

optional drawer front profile

- Veneer Flat Panel
- Full Overlay
- Slab Drawer Front

- See chart to the right for 5-piece drawer front dimensions representative of a 9″ wide base cabinet when specifying decorative hardware.

5-Piece Drawer Front Dimensions	
Drawer Front Width	8 1/2″
Drawer Front Height	6 1/4″
Panel Flat Width	7″
Panel Flat Height	4 3/4″

DOOR STYLES

Ingalis	Price Column	Oak	Laminate	PureStyle™	Maple	Painted Hardwood	Cherry
	3	0%	–	0%	6%	6%	18%

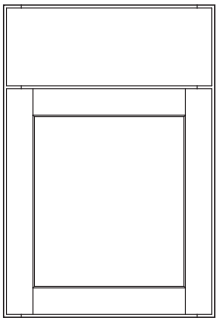

Base (Wood Species)

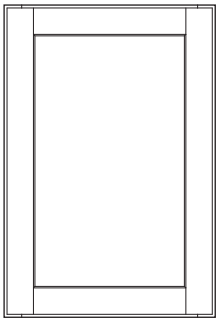

Wall (Wood Species)



Optional Drawer Front:
Flat 5-piece (DFF5PC)
(Wood Species)

Decorative Door Options

CG	CM	MFO
•	•	•

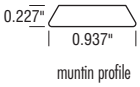

muntin profile

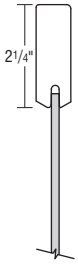

Wood Species door profile

Wood Species drawer front profile

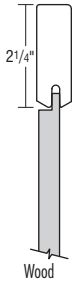

Wood Species optional drawer front profile

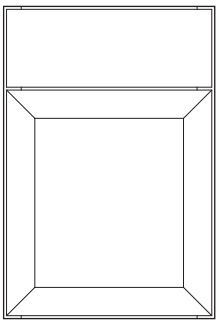

Base (PureStyle™)



Wall (PureStyle™)



Optional Drawer Front:
Flat 5-piece (DFF5PC)
(PureStyle™)

Decorative Door Options

CG	CM	MFO
•	•	•

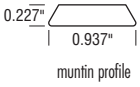

muntin profile

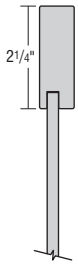

PureStyle™ door profile

PureStyle™ drawer front profile

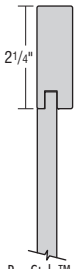

PureStyle™ optional drawer front profile

- Veneer Flat Panel
- Full Overlay
- Slab Drawer Front

- See chart to the right for 5-piece drawer front dimensions representative of a 9″ wide base cabinet when specifying decorative hardware.
- A heat shield is required to separate PureStyle™ doors, drawer fronts, overlay fillers, and all laminate products from heat producing units to be in compliance with cabinet warranty.

5-Piece Drawer Front Dimensions	
Drawer Front Width	8 1/2″
Drawer Front Height	6 1/4″
Panel Flat Width	4″
Panel Flat Height	1 3/4″

DOOR STYLES

Kayes	Price Column	Oak	Laminate	PureStyle™	Maple	Painted Hardwood	Cherry
	4	–	–	–	6%	6%	18%

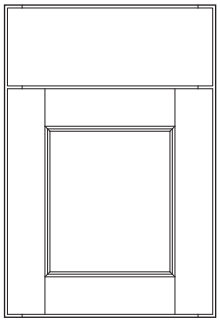

Base



Wall

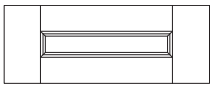

Optional Drawer Front:
Flat 5-Piece (DFF5PC)

Decorative Door Options

CG	CM	MFO
•	•	•

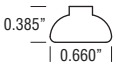

muntin profile

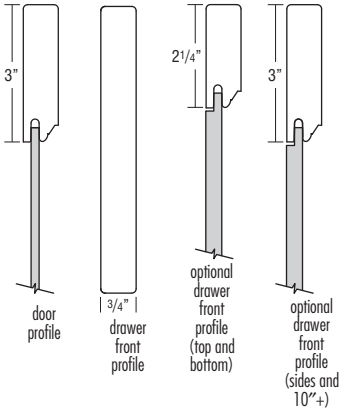

- Veneer Flat Panel
- Full Overlay
- Slab Drawer Front

- See chart to the right for 5-piece drawer front dimensions representative of a 9″ wide base cabinet when specifying decorative hardware.

5-Piece Drawer Front Dimensions	
Drawer Front Width	8 1/2″
Drawer Front Height	6 1/4″
Panel Flat Width	2 1/2″
Panel Flat Height	1 3/4″

Kittrel	Price Column	Oak	Laminate	PureStyle™	Maple	Painted Hardwood	Cherry
	5	–	–	–	6%	6%	18%



Base



Wall

Decorative Door Options

CG	CM	MFO
•	•	•

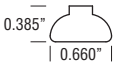

muntin profile

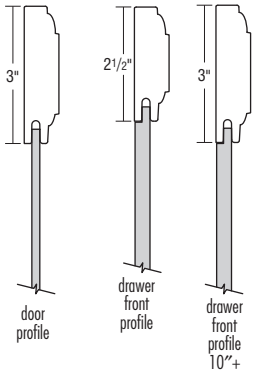

- Veneer Flat Panel Mitered Door
- Full Overlay

- 5-piece Mitered Drawer Front
- See chart to the right for 5-piece drawer front dimensions representative of a 9″ wide base cabinet when specifying decorative hardware.

5-Piece Drawer Front Dimensions	
Drawer Front Width	8 1/2″
Drawer Front Height	6 1/4″
Panel Flat Width	3 1/2″
Panel Flat Height	1 1/4″

DOOR STYLES

Lainey

Price Column	Oak	Laminate	PureStyle™	Maple	Painted Hardwood	Cherry
4	–	–	–	6%	6%	18%

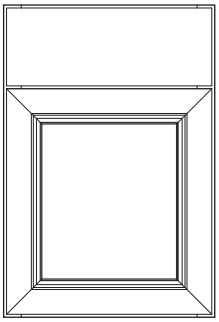
Base

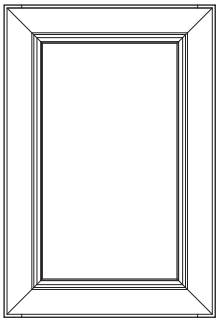
Wall


Optional Drawer Front:
Flat 5-piece (DFF5PC)

Decorative Door Options

CG	CM	MFO
•	•	•

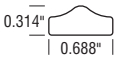

muntin profile

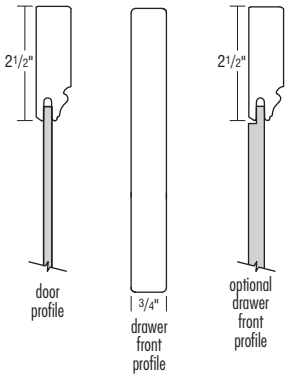

- Veneer Flat Panel Mitered Door
- Full Overlay
- Slab Drawer Front

- See chart to the right for 5-piece drawer front dimensions representative of a 9″ wide base cabinet when specifying decorative hardware.

5-Piece Drawer Front Dimensions	
Drawer Front Width	8 1/2″
Drawer Front Height	6 1/4″
Panel Flat Width	3 1/2″
Panel Flat Height	1 1/4″

Larisa

Price Column	Oak	Laminate	PureStyle™	Maple	Painted Hardwood	Cherry
2	–	–	0%	6%	6%	–


Base (Wood Species)


Wall (Wood Species)

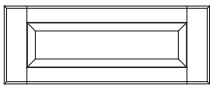
Optional Drawer Front:
Flat 5-piece (DFF5PC)

Decorative Door Options

CG	CM	MFO
•	•	

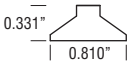

muntin profile

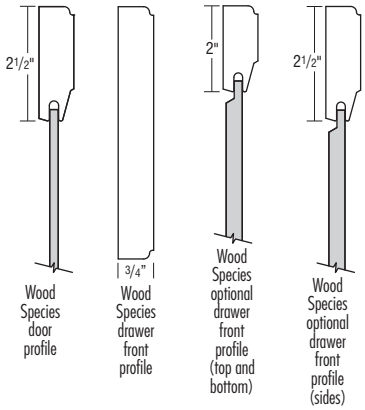

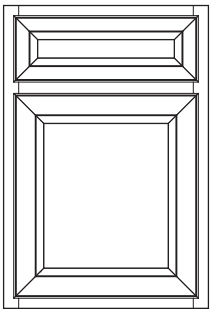
Base (PureStyle™)

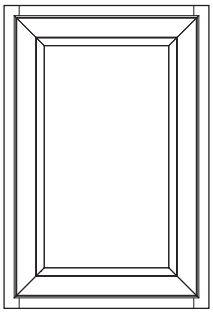
Wall (PureStyle™)

Decorative Door Options

CG	CM	MFO
•	•	

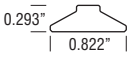

muntin profile

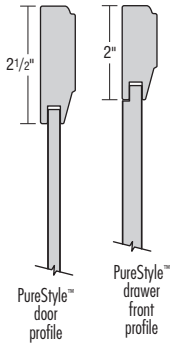

- Flat Center Panel
- Partial Overlay
- Profiled Slab Drawer Front

- See chart to the right for 5-piece drawer front dimensions representative of a 9″ wide base cabinet when specifying decorative hardware.
- A heat shield is required to separate PureStyle™ doors, drawer fronts, overlay fillers, and all laminate products from heat producing units to be in compliance with cabinet warranty.

5-Piece Drawer Front Dimensions	
Drawer Front Width	7″
Drawer Front Height	5 1/2″
Panel Flat Width	2″*
Panel Flat Height	1 1/2″

*PureStyle DFF5PC Panel Flat Width is 3″.

DOOR STYLES

Lormand	Price Column	Oak	Laminate	PureStyle™	Maple	Painted Hardwood	Cherry
	2	0%	–	0%	6%	6%	18%

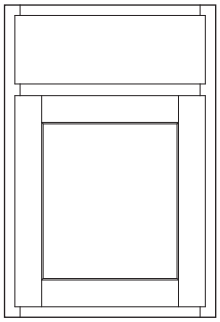

Base (Wood Species)



Wall (Wood Species)



Optional Drawer Front:
Flat 5-piece (DFF5PC)
(Wood Species)

Decorative Door Options

CG	CM	MFO
•	•	

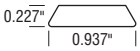

muntin profile

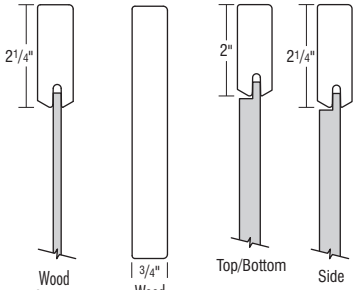

Wood Species door profile

Wood Species drawer front profile

Wood Species optional drawer front profile

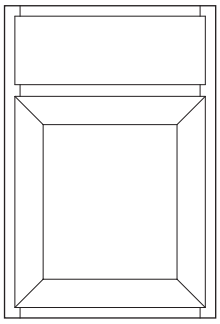

Base (PureStyle™)



Wall (PureStyle™)



Optional Drawer Front:
Flat 5-piece (DFF5PC)
(PureStyle™)

Decorative Door Options

CG	CM	MFO
•	•	

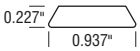

muntin profile

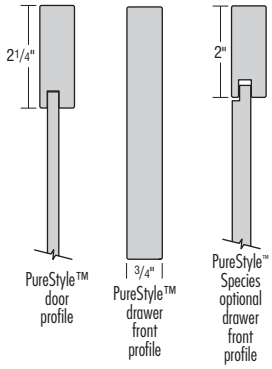

PureStyle™ door profile

PureStyle™ drawer front profile

PureStyle™ Species optional drawer front profile

- Veneer Flat Panel
- Partial Overlay
- Slab Drawer Front

- See chart to the right for 5-piece drawer front dimensions representative of a 9″ wide base cabinet when specifying decorative hardware.
- A heat shield is required to separate PureStyle™ doors, drawer fronts, overlay fillers, and all laminate products from heat producing units to be in compliance with cabinet warranty.

5-Piece Drawer Front Dimensions	
Drawer Front Width	7″
Drawer Front Height	5 1/2″
Panel Flat Width	2 1/2″
Panel Flat Height	1 1/2″

*PureStyle DFF5PC Panel Flat Width is 3″.

DOOR STYLES

Natcher

Price Column	Oak	Laminate	PureStyle™	Maple	Painted Hardwood	Cherry
3	–	–	–	6%	6%	18%

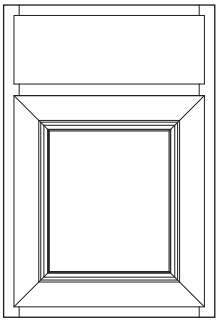

Base



Wall

Decorative Door Options

CG	CM	MFO
•	•	

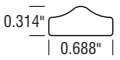

muntin profile

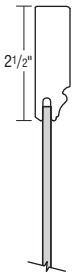

door profile

drawer profile

- Veneer Flat Panel Mitered Door
- Partial Overlay
- Slab Drawer Front

Rivali

Price Column	Oak	Laminate	PureStyle™	Maple	Painted Hardwood	Cherry
3	–	0%	–	6%	6%	18%



Base



Wall

Decorative Door Options

CG	CM	MFO
		•

door profile

drawer front profile

- Veneer Face and Back
- Veneer Edging on all Edges
- Furniture Board Core
- Vertical Grain Pattern
- Slab Door and Drawer Front
- Full Overlay
- When Rivali is selected in Painted Hardwood, the doors and drawer fronts will be constructed of medium density fiberboard (MDF) or high density fiberboard (HDF).
- A heat shield is required to separate laminate doors, drawer fronts, overlay fillers, and all laminate products from heat producing units to be in compliance with cabinet warranty.

Special Notes:
- *NSCH and NSCFB modifications are not available on this door style.*
- *VMW2430M L or R is not available on this door style.*

DOOR STYLES

Willet	Price Column	Oak	Laminate	PureStyle™	Maple	Painted Hardwood	Cherry
	4	0%	–	0%	6%	6%	18%

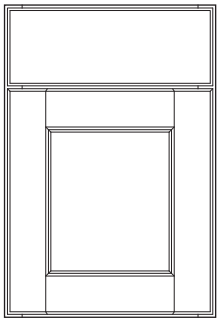

Base (Wood Species)



Wall (Wood Species)

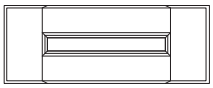

Optional Drawer Front:
Flat 5-piece (DFF5PC)

Decorative Door Options

CG	CM	MFO
•	•	•

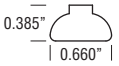

muntin profile

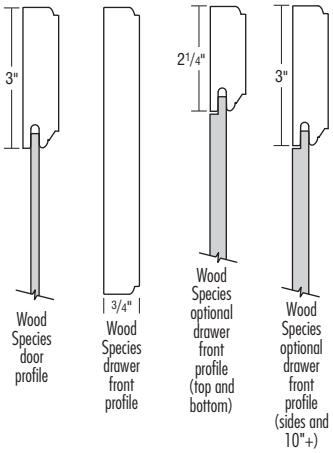

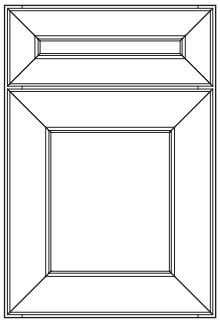

Base (PureStyle™)



Wall (PureStyle™)

Decorative Door Options

CG	CM	MFO
•	•	•

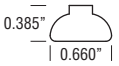

muntin profile

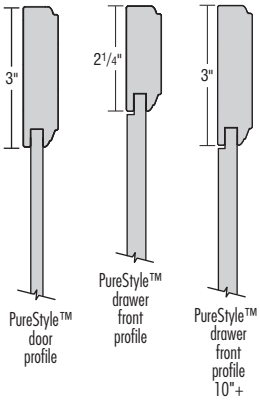

- Veneer Flat Panel
- Full Overlay
- Profiled Slab Drawer Front (Wood)

- 5-piece Mitered Drawer Front (PureStyle™).
- See chart to the right for 5-piece drawer front dimensions representative of a 9″ wide base cabinet when specifying decorative hardware.
- A heat shield is required to separate PureStyle™ doors, drawer fronts, overlay fillers, and all laminate products from heat producing units to be in compliance with cabinet warranty.

5-Piece Drawer Front Dimensions	
Drawer Front Width	8 1/2″
Drawer Front Height	6 1/4″
Panel Flat Width	2 1/2″*
Panel Flat Height	1 3/4″

*PureStyle DFF5PC Panel Flat Width is 4″.

Special Notes:

- On W3D cabinets, Willet PureStyle™ top slab drawer front will be painted hardwood.
- On DUCD/DUCDT cabinets, Willet PureStyle™ slab drawer front will be painted hardwood.
- On BBC_POOL, WBC_POOL, and OLMFO SKUs, Willet PureStyle™ overlays will be painted hardwood.
- On B6FH L or R cabinets, Willet PureStyle™ doors will be painted hardwood.

12-STEP FINISHING PROCESS

1. **Wood Selection –** The selection of the finest woods is the essential first step of the 12-step finishing process.
2. **Sanded to Perfection –** Our sanding utilizes a fine grit paper, both with and against the wood grain. This process is completed on a vacuum table, allowing for a wood surface that is free of dust particles.
3. **Achieving Natural Wood Tone –** Toner is applied to selected finishes, enhancing the naturalistic wood appearance.
4. **Stain Application –** A hand-sprayed deep saturating stain is evenly applied to all surfaces for even coverage on all profiles. On multi-step stains and glaze finishes, some non-facing surfaces (such as backs of doors, backs of panels, and matching veneer interiors) may not receive all steps noted. The resulting finish will be complementary and similar in color and have the same catalyzed top coat and cure, but may not result in the same color depth as facing surfaces.
5. **Removal of Excess Stain –** The wood is hand-wiped to remove excess stain, emphasizing the cabinet's natural wood grain.
6. **Catalyzed Sealer –** A tough, clear, catalyzed sealer is hand-sprayed on to protect the grain from moisture.
7. **Drying Process –** For added durability, the sealed wood is oven cured to lock in the beauty of wood.
8. **Hand-Sanded –** To achieve an ultra-smooth finish, we hand-sand the material one last time.
9. **Dust Removal –** The resulting loose dust particles are removed from the surface of the wood.
10. **Catalyzed Top Coat –** A premium quality catalyzed top coat is applied to protect the wood from environmental elements.
11. **Final Top Coat Cure –** The top coat is cured for a strong, beautiful finish.
12. **Final Inspection –** This last inspection is very thorough, ensuring quality and beauty. Our gift to you is that every cabinet is crafted with care.

CHARACTERISTICS OF GLAZING/PAINT

Penned Glazes

A professional layer of glaze can add another layer of beauty to your cabinets. Our hand-detailed penned glaze application adds depth and dimension to your cabinet's appearance by highlighting the profile of your door style choice.

- Hand-detailed penned glazing will leave a consistent, "penned" appearance around the door profile, and will not change the overall finish or paint base color.
- You should expect the result to yield a subtle to dramatic look based on the complexity of a cabinet door's design.
- Printed materials and online, electronic presentations can only do so much. It's important to both see and touch actual finished samples to ensure your satisfaction.

Characteristics of Paint

Paint may develop hairline cracks in the finish, most notable around the joints. This is a result of natural expansion and contraction of the genuine hardwoods used in the manufacturing of this product. Hairline cracks are not considered a defect in the cabinetry or finish.

FINISH AVAILABILITY

					CHERRY													MAPLE															
		Penned Glaze	Matching Laminate Ends	Upcharge	Belton	Elston	Francesca	Galvyn	Harwell	Ingalis	Kayes	Kittrel	Lainey	Lormand	Natcher	Rivali	Willet	Belton	Benner	Elston	Francesca	Galvyn	Harwell	Hawkins	Ingalis	Kayes	Kittrel	Lainey	Larisa	Lormand	Natcher	Rivali	Willet
Stains	Buckskin	✓	✓		✓	✓	✓	✓	✓	✓	✓	✓	✓	✓	✓	✓	✓	✓	✓	✓	✓	✓	✓	✓	✓	✓	✓	✓	✓	✓	✓	✓	✓
	Chocolate		✓		✓	✓	✓	✓	✓	✓	✓	✓	✓	✓	✓	✓	✓	✓	✓	✓	✓	✓	✓	✓	✓	✓	✓	✓	✓	✓	✓	✓	✓
	Coastline NEW	✓	✓		✓	✓	✓	✓	✓	✓	✓	✓	✓	✓	✓	✓	✓	✓	✓	✓	✓	✓	✓	✓	✓	✓	✓	✓	✓	✓	✓	✓	✓
	Colt	✓	✓		✓	✓	✓	✓	✓	✓	✓	✓	✓	✓	✓	✓	✓	✓	✓	✓	✓	✓	✓	✓	✓	✓	✓	✓	✓	✓	✓	✓	✓
	Grainstone NEW	✓	✓		✓	✓	✓	✓	✓	✓	✓	✓	✓	✓	✓	✓	✓	✓	✓	✓	✓	✓	✓	✓	✓	✓	✓	✓	✓	✓	✓	✓	✓
	Kanga	✓	✓		✓	✓	✓	✓	✓	✓	✓	✓	✓	✓	✓	✓	✓	✓	✓	✓	✓	✓	✓	✓	✓	✓	✓	✓	✓	✓	✓	✓	✓
	Morel	✓	✓		✓	✓	✓	✓	✓	✓	✓	✓	✓	✓	✓	✓	✓	✓	✓	✓	✓	✓	✓	✓	✓	✓	✓	✓	✓	✓	✓	✓	✓
	Natural	✓	✓															✓	✓	✓	✓	✓	✓	✓	✓	✓	✓	✓	✓	✓	✓	✓	✓
	Sahara	✓	✓		✓	✓	✓	✓	✓	✓	✓	✓	✓	✓	✓	✓	✓	✓	✓	✓	✓	✓	✓	✓	✓	✓	✓	✓	✓	✓	✓	✓	✓
	Thatch	✓	✓		✓	✓	✓	✓	✓	✓	✓	✓	✓	✓	✓	✓	✓	✓	✓	✓	✓	✓	✓	✓	✓	✓	✓	✓	✓	✓	✓	✓	✓
	Titanium		✓		✓	✓	✓	✓	✓	✓	✓	✓	✓	✓	✓	✓	✓	✓	✓	✓	✓	✓	✓	✓	✓	✓	✓	✓	✓	✓	✓	✓	✓
	Unfinished*			-5%	✓	✓	✓	✓	✓	✓	✓	✓	✓	✓	✓	✓	✓	✓	✓	✓	✓	✓	✓	✓	✓	✓	✓	✓	✓	✓	✓	✓	✓
Penned Glazes on Stains	Amaretto Créme		✓	10%														✓	✓	✓	✓	✓	✓	✓	✓	✓	✓	✓	✓	✓	✓		✓

*Requires APC or PE upgrade. Discount of 5% applied to all applicable products. When cabinets are finished by an outside source, finish is not covered under warranty. Interiors of cabinets will be natural Maple laminate. For finishable interiors, MIP must be specified.

Cherry laminate components are intentionally slightly darker than cabinet facings at the time of manufacturing to compensate for the expected darkening of doors, drawer fronts, etc., as they are exposed to natural sunlight.

FINISH AVAILABILITY

				OAK						
		Matching Laminate Ends	Upcharge	Belton	Francesca	Galvyn	Harwell	Ingalis	Lormand	Willet
Stains	Buckskin	✓		✓	✓	✓	✓	✓	✓	✓
	Chocolate	✓		✓	✓	✓	✓	✓	✓	✓
	Coastline	✓		✓	✓	✓	✓	✓	✓	✓
	Colt	✓		✓	✓	✓	✓	✓	✓	✓
	Grainstone NEW	✓		✓	✓	✓	✓	✓	✓	✓
	Kanga	✓		✓	✓	✓	✓	✓	✓	✓
	Morel	✓		✓	✓	✓	✓	✓	✓	✓
	Natural	✓		✓	✓	✓	✓	✓	✓	✓
	Sahara	✓		✓	✓	✓	✓	✓	✓	✓
	Thatch	✓		✓	✓	✓	✓	✓	✓	✓
	Titanium	✓		✓	✓	✓	✓	✓	✓	✓
	Unfinished*		-5%	✓	✓	✓	✓	✓	✓	✓

*Requires APC or PE upgrade. Discount of 5% applied to all applicable products. When cabinets are finished by an outside source, finish is not covered under warranty. Interiors of cabinets will be natural Maple laminate. For finishable interiors, MIP must be specified.

FINISH AVAILABILITY

					PAINTED HARDWOOD															
		Penned Glaze	Matching Laminate Ends	Upcharge	Belton	Benner	Elston	Francesca	Galvyn	Harwell	Hawkins	Ingalis	Kayes	Kittrel	Lainey	Larisa	Lormand	Natcher	Rivali	Willet
Paints ✍	Black		✓		✓	✓	✓	✓	✓	✓	✓	✓	✓	✓	✓	✓	✓	✓	✓	✓
	Cloud	✓	✓		✓	✓	✓	✓	✓	✓	✓	✓	✓	✓	✓	✓	✓	✓	✓	✓
	Coconut	✓	✓		✓	✓	✓	✓	✓	✓	✓	✓	✓	✓	✓	✓	✓	✓	✓	✓
	Icy Avalanche	✓	✓		✓	✓	✓	✓	✓	✓	✓	✓	✓	✓	✓	✓	✓	✓	✓	✓
	Marcona NEW	✓	✓		✓	✓	✓	✓	✓	✓	✓	✓	✓	✓	✓	✓	✓	✓	✓	✓
	Maritime		✓		✓	✓	✓	✓	✓	✓	✓	✓	✓	✓	✓	✓	✓	✓	✓	✓
	Moonstone		✓		✓	✓	✓	✓	✓	✓	✓	✓	✓	✓	✓	✓	✓	✓	✓	✓
	Regatta NEW		✓		✓	✓	✓	✓	✓	✓	✓	✓	✓	✓	✓	✓	✓	✓	✓	✓
	Retreat	✓	✓		✓	✓	✓	✓	✓	✓	✓	✓	✓	✓	✓	✓	✓	✓	✓	✓
	Steam	✓	✓		✓	✓	✓	✓	✓	✓	✓	✓	✓	✓	✓	✓	✓	✓	✓	✓
	Tropic NEW	✓	✓		✓	✓	✓	✓	✓	✓	✓	✓	✓	✓	✓	✓	✓	✓	✓	✓
	White	✓	✓		✓	✓	✓	✓	✓	✓	✓	✓	✓	✓	✓	✓	✓	✓	✓	✓
Penned Glazes on Paints ✍	Amaretto Créme		✓	10%	✓	✓	✓	✓	✓	✓	✓	✓	✓	✓	✓	✓	✓	✓		✓
	Grey Stone		✓	10%	✓	✓	✓	✓	✓	✓	✓	✓	✓	✓	✓	✓	✓	✓		✓

Painted Hardwood finishes combine hardwoods and engineered materials including solid-wood, engineered materials — such as medium density fiberboard (MDF) and high density fiberboard (HDF) — and similar composite materials providing a smoother surface for painting and superior stability, consistency, and durability.

✍ Signed finish agreement required.

FINISH AVAILABILITY

				LAMINATE	PURESTYLE™ LAMINATE					
		Matching Laminate Ends	Upcharge	Rivali	Benner	Elston	Ingalis	Larisa	Lormand	Willet
Laminate Finishes	Cloud	✓		✓	✓	✓	✓	✓	✓	✓
	Coconut	✓		✓	✓	✓	✓	✓	✓	✓
	Icy Avalanche	✓		✓	✓	✓	✓	✓	✓	✓
	Maritime	✓		✓	✓	✓	✓	✓	✓	✓
	Moonstone	✓		✓	✓	✓	✓	✓	✓	✓
	Steam	✓		✓	✓	✓	✓	✓	✓	✓
	White	✓		✓	✓	✓	✓	✓	✓	✓

PAINTED COLOR PALETTE

	OPTION NAME	DESCRIPTION/LIMITATIONS	UPCHARGE
Paints	Black	True black.	N/A
	Cloud	Medium gray.	N/A
	Coconut	Creamy off white.	N/A
	Icy Avalanche	Cool white with gray undertones.	N/A
	Marcona NEW	Soft, creamy off-white.	N/A
	Maritime	Dark navy with gray/green undertones.	N/A
	Moonstone	Cool dark gray.	N/A
	Regatta NEW	Cool dark navy.	N/A
	Retreat	Medium gray color with blue green undertones.	N/A
	Steam	Pale, milky white.	N/A
	Tropic NEW	A fresh, watery blue.	N/A
	White	Bright, pure white.	N/A
Penned Glazes	Amaretto Créme	A dark spicy brown glaze that helps define any profile with high contrast.	Cabinet list + 10%
	Grey Stone	A grey glaze that helps define any profile with high contrast.	Cabinet list + 10%

CONSTRUCTION FEATURES

	STANDARD CONSTRUCTION	PLYWOOD ENDS*	ALL-PLYWOOD CONSTRUCTION*
Doors & Drawer Fronts	See Door Style section for door and drawer front configuration and construction details.		
Face Frames	3/4″ solid hardwood.		
I-beam Braces	3/8″ furniture board dadoed into face frame, end panels and back panels.		3/8″ plywood dadoed into face frame, end panels and back panels.
Cabinet Sides	1/2″ furniture board with Natural Maple laminate interiors. Exteriors are laminate that match the color of the face frame.	1/2″ unfinished veneer plywood with Natural Maple interiors.	1/2″ unfinished veneer plywood with Natural Maple interiors.
Cabinet Tops & Bottoms (Wall & Tall)	3/8″ furniture board with natural Maple laminate interior and exterior surfaces.		3/8″ plywood with natural Maple laminate interior and exterior surfaces.
Cabinet Bottoms (Base & Vanity)	3/8″ furniture board with natural Maple laminate interior surface.		3/8″ plywood with natural Maple laminate interior surface.
Cabinet Backs	3/8″ furniture board with natural Maple laminate interior. Base cabinets have 3mm system holes for easy drawer and roll tray installation.		3/8″ plywood with natural Maple laminate interior. Base cabinets have 3mm system holes for easy drawer and roll tray installation.
Adjustable Shelves	3/4″ furniture board with natural Maple laminate to match interiors. Shelves are adjustable in wall and base cabinets unless otherwise noted.		3/4″ plywood laminated to match interiors. Shelves are adjustable in wall and base cabinets unless otherwise noted.
Finish	Multi-step finishing process where the finished components are sanded, stained, and sealed before a catalyzed top coat is applied.		
Hinges	**Soft-close** fully concealed, integrated cup hinge with self-closing feature; 6-way adjustable. Hinge features deactivation option. Some cabinets utilize a 170° or 107° 4-way adjustable hinge. See page 155 for details. **NSCH mod:** Fully concealed cup hinge; 6-way adjustable and self-closing.		
Drawers	**Standard:** Double fully concealed, roller bearing, self-aligning, full extension guide with soft-close self-closing mechanism and fast clip removal system. Soft-close engages when the drawer is approximately 2″ from closing, applying resistance to the self-closing mechanism. Four-sided clear coated, solid hardwood drawer box with dovetailed construction. All guides have a 75 lb. weight capacity. **NSCFB mod:** 1/2″ natural Maple laminated furniture board. Drawer bottom is 3/8″ natural Maple furniture board. Features 3/4 extension side-mounted, epoxy coated guides. All guides have a 75 lb. weight capacity.		
Roll Trays	**Standard:** Double fully concealed, roller bearing, self-aligning, full extension guide with soft-close self-closing mechanism and fast clip removal system. Soft-close engages when the roll tray is approximately 2″ from closing, applying resistance to the self-closing mechanism. Four-sided clear coated, solid hardwood roll tray with dovetailed construction. All guides have a 75 lb. weight capacity. **NSCFB mod:** 1/2″ natural Maple laminated furniture board. Roll tray bottom is 3/8″ natural Maple furniture board. Features 3/4 extension side-mounted, epoxy coated guides. All guides have a 75 lb. weight capacity.		
Toekick	Unfinished furniture board toekick to allow application of finished toeboard materials. A variety of laminate and wood toeboard skins and baseboard mouldings available in 8′ lengths; see ACCESSORIES section.		3/8″ Unfinished plywood toekick to allow application of finished toeboard materials. Toeboard skins and baseboard mouldings available in 8′ lengths; see ACCESSORIES section.
Interior Cabinet Components	A few interior components are manufactured from laminated furniture board because they provide for the most durable, aesthetic application.		

*All-plywood components meet ANSI/HPVA HP-1 standards and may contain MDF or particleboard.

STANDARD BOX CONSTRUCTION

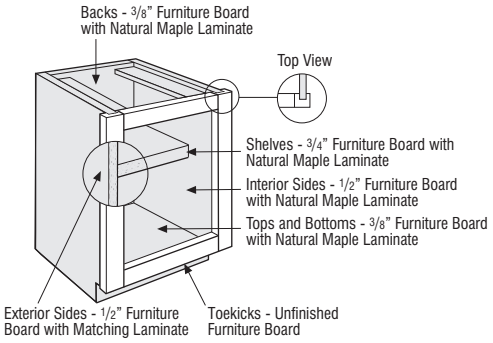

STANDARD DRAWER BOX CONSTRUCTION

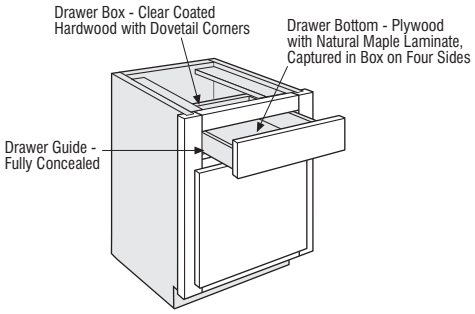

MODIFICATION/UPGRADE COMPATIBILITY CHART

MODIFICATION/ UPGRADE		APC	PE	DFF5PC	MFO	NSCFB	NSCH	DDEL	DDER	FB	FPEB	MIP	CBO	CCO	CD	CND	FP	FD	RT	ADDTK	FTK	FTKV.A	FTKV.F	RTKALL	RTKBK	RTKL	RTKR	VTK	CFNTO	CFRMO	P	CG	CM
Construction Upgrades (page 3)	**APC** - All-plywood Construction			✓	✓	✓	✓	✓	✓	✓	✓		✓	✓	✓	✓	✓	✓	✓	✓	✓	✓	✓	✓	✓	✓	✓			✓	✓	✓
	PE - Plywood Ends			✓	✓	✓	✓			✓			✓	✓	✓	✓	✓	✓	✓	✓	✓	✓	✓	✓	✓	✓	✓	✓			✓	✓	✓
Drawer Front and Door Options (page 4)	**DFF5PC** - Drawer Front Flat 5-piece	✓	✓		✓	✓	✓	✓	✓	✓	✓	✓			✓	✓	✓	✓	✓	✓	✓	✓	✓	✓	✓	✓	✓	✓	✓		✓	✓	✓
	MFO - Modified Full Overlay	✓	✓	✓		✓	✓	✓	✓	✓	✓	✓			✓			✓	✓		✓	✓	✓	✓	✓	✓	✓	✓	✓		✓	✓	✓
Non Soft-close Options (page 5)	**NSCFB** - Non Soft-close Furniture Board Drawers	✓	✓	✓	✓		✓	✓	✓	✓	✓	✓	✓		✓	✓	✓	✓		✓	✓	✓	✓	✓	✓	✓	✓	✓			✓		
	NSCH - Non Soft-close Hinge	✓	✓	✓	✓	✓		✓	✓	✓	✓	✓			✓		✓	✓	✓	✓	✓	✓	✓	✓	✓	✓	✓	✓	✓		✓	✓	✓
End Panel Modifications (page 6)	**DDEL** - Decorative Door on End, Left	✓		✓	✓	✓	✓					✓	✓	✓	✓	✓	✓	✓	✓	✓	✓	✓	✓	✓	✓	✓	✓	✓			✓	✓	✓
	DDER - Decorative Door on End, Right	✓		✓	✓	✓	✓					✓	✓	✓	✓	✓	✓	✓	✓	✓	✓	✓	✓	✓	✓	✓	✓	✓			✓	✓	✓
	FB - Finished End, Both	✓	✓	✓	✓	✓	✓						✓	✓	✓	✓	✓	✓	✓	✓	✓	✓	✓	✓	✓	✓	✓	✓			✓	✓	✓
	FPEB - Furniture Plywood End, Both	✓		✓	✓	✓	✓					✓	✓	✓	✓	✓	✓	✓	✓	✓	✓	✓	✓	✓	✓	✓	✓	✓			✓	✓	✓
Finish Modification (page 7)	**MIP** - Matching Interior Plywood			✓	✓	✓	✓	✓	✓		✓		✓	✓	✓	✓	✓		✓	✓	✓	✓	✓	✓	✓	✓	✓	✓			✓	✓	✓
Box Modifications (pages 8-9)	**CBO** - Cabinet Box Only	✓	✓			✓		✓	✓	✓	✓	✓			✓			✓	✓	✓	✓	✓	✓	✓	✓	✓	✓	✓			✓		
	CCO - Cabinet Case Only	✓	✓					✓	✓	✓	✓	✓			✓					✓	✓	✓	✓	✓	✓	✓	✓	✓			✓		
	CD - Change Depth	✓	✓	✓	✓	✓	✓	✓	✓	✓	✓	✓	✓	✓		✓	✓			✓	✓	✓	✓	✓	✓	✓	✓	✓			✓	✓	✓
	CND - Cabinet No Door	✓	✓	✓		✓		✓	✓	✓	✓	✓			✓			✓	✓		✓	✓	✓	✓	✓	✓	✓	✓			✓		
	FP - False Panel	✓	✓	✓		✓	✓	✓	✓	✓	✓	✓			✓			✓	✓		✓	✓	✓	✓	✓	✓	✓	✓			✓		
Installed Interior Modifications (page 10)	**FD** - Full Depth Shelf	✓	✓	✓	✓	✓	✓	✓	✓	✓	✓		✓			✓	✓			✓	✓	✓	✓	✓	✓	✓	✓	✓					
	RT - Roll Tray	✓	✓	✓	✓		✓	✓	✓	✓	✓	✓	✓		✓	✓	✓				✓	✓	✓	✓	✓	✓	✓	✓					
Toekick Modifications (pages 11-13)	**ADDTK** - Add Toekick	✓	✓	✓		✓	✓	✓	✓	✓	✓	✓	✓	✓	✓			✓			✓	✓	✓			✓	✓				✓		
	FTK - Flush Toekick	✓	✓	✓	✓	✓	✓	✓	✓	✓	✓	✓	✓	✓	✓	✓	✓	✓	✓	✓					✓				✓	✓	✓		
	FTKV.A - Flush Toekick Valance, Style A	✓	✓	✓	✓	✓	✓	✓	✓	✓	✓	✓	✓	✓	✓	✓	✓	✓	✓	✓					✓				✓	✓	✓		
	FTKV.F - Flush Toekick Valance, Style F	✓	✓	✓	✓	✓	✓	✓	✓	✓	✓	✓	✓	✓	✓	✓	✓	✓	✓	✓					✓				✓	✓	✓		
	RTKALL - Recessed Toekick, All	✓	✓	✓	✓	✓	✓	✓	✓	✓	✓	✓	✓	✓	✓	✓	✓	✓	✓														
	RTKBK - Recessed Toekick, Back	✓	✓	✓	✓	✓	✓	✓	✓	✓	✓	✓	✓	✓	✓	✓	✓	✓	✓		✓	✓	✓			✓	✓						
	RTKL - Recessed Toekick, Left	✓	✓	✓	✓	✓	✓	✓	✓	✓	✓	✓	✓	✓	✓	✓	✓	✓	✓	✓					✓		✓				✓		
	RTKR - Recessed Toekick, Right	✓	✓	✓	✓	✓	✓	✓	✓	✓	✓	✓	✓	✓	✓	✓	✓	✓	✓	✓					✓	✓					✓		
	VTK - Void Toekick	✓	✓	✓	✓	✓	✓	✓	✓	✓	✓	✓	✓	✓	✓	✓	✓	✓	✓												✓		
Configuration Modifications (page 14)	**CFNTO** - Cabinet Front Only			✓	✓		✓														✓	✓	✓									✓	✓
	CFRMO - Cabinet Face Frame Only																				✓	✓	✓										
	P - Peninsula	✓	✓	✓	✓	✓	✓	✓	✓	✓	✓	✓	✓	✓	✓	✓	✓			✓	✓	✓	✓			✓	✓	✓				✓	✓
Specialty Doors (pages 15-16)	**CG** - Cut-for-glass Door	✓	✓	✓	✓		✓	✓	✓	✓	✓	✓			✓														✓		✓		
	CM - Classic Mullion Door	✓	✓	✓	✓		✓	✓	✓	✓	✓	✓			✓														✓		✓		

Orders for cabinets with non-compatible modifications will not be processed. Please contact customer service for more details.

✓Represents compatible modification(s) and upgrade(s).

CONSTRUCTION UPGRADES

See page 2 for modification compatibility.

OPTION NAME	APPLICABLE CABINET GROUP	DESCRIPTION/LIMITATIONS	PRICING
All-plywood Construction (APC)*	Most cabinets with sides	Replaces standard cabinet construction with plywood for 1/2″ ends, 3/8″ top, bottom, back, and 3/4″ shelves. Exterior of the cabinet ends are unfinished.	Cabinet list + 12%
	Shelf kits	Replaces standard shelf construction with 3/4″ laminated plywood shelves.	Shelves: List + 12%
Plywood Ends (PE)*	Most cabinets with sides	Replaces standard cabinet ends with unfinished 1/2″ plywood exterior ends.	Cabinet list + 6%

ALL-PLYWOOD CONSTRUCTION*

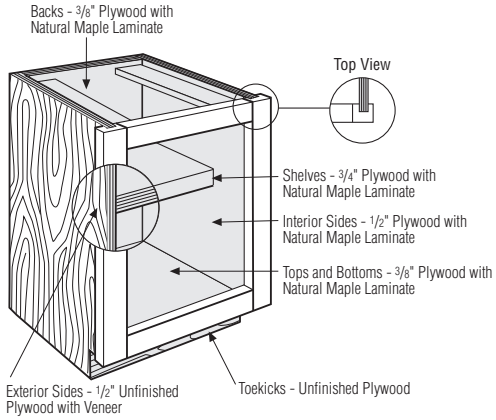

PLYWOOD ENDS*

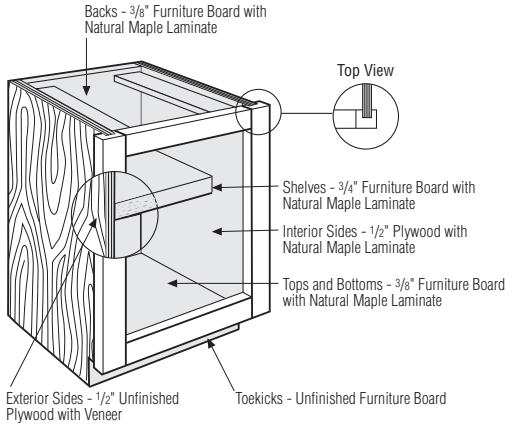

*All-plywood components meet ANSI/HPVA HP-1 standards and may contain MDF or particleboard.

DRAWER FRONT AND DOOR OPTIONS

See page 2 for modification compatibility.

OPTION NAME	APPLICABLE CABINET GROUP	DESCRIPTION/LIMITATIONS	PRICING
Drawer Front Flat 5-piece (DFF5PC)	Base, tall, and vanity cabinets on select door styles. See Door Style section for availability.	Replaces the standard drawer front with a 5-piece drawer front (see images with applicable door styles). Must upgrade all drawer fronts on a cabinet where applicable. See door style sections for 5-piece drawer front dimensions when specifying decorative hardware.	$132 list per drawer
Modified Full Overlay (MFO)	Full Overlay door styles of wall and tall cabinets	Wall and Tall Cabinets: The door and drawer fronts overlay the frame, exposing 1/4" on the bottom rail and right and left stile. One full inch is exposed on the top rail of wall and tall cabinets. Typical units with a center stile expose 1/2" of that stile. Base Cabinets: The door and drawer fronts overlay the frame, exposing 1/4" on the top and bottom rails and right and left stiles of base cabinets. Typical base units with a center stile expose 1/2" of that stile. When ordering two wall cabinets or a wall and tall cabinet that will be field stacked, both cabinets will come with Modified Full Overlay unless otherwise specified. MFO modification allows for face mount moulding application. Overlay Fillers are available in MFO heights to align with doors, see page 124 for OL..MFO. Not compatible with Add Toekick modification. When Decorative Door on End(s) are ordered in conjunction with Modified Full Overlay, the Decorative Door on End door(s) will decrease to match the change in reveal.	No Upcharge

MODIFIED FULL OVERLAY (MFO)

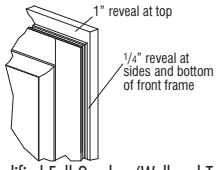

Modified Full Overlay (Wall and Tall)

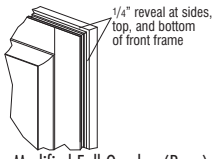

Modified Full Overlay (Base)

NON SOFT-CLOSE OPTIONS

See page 2 for modification compatibility.

OPTION NAME	APPLICABLE CABINET GROUP	DESCRIPTION/LIMITATIONS	PRICING
Non Soft-close Furniture Board Drawers (NSCFB)	Most cabinets with drawers and/or roll trays	Replaces drawers and roll trays with 1/2″ natural Maple laminated furniture board. Drawer bottom is 3/8″ natural Maple furniture board. Replaces soft-close guides with side-mounted, epoxy coated guides. All guides have a 75 lb. weight capacity. Not available on Cherry wood species. Available on most door styles. See Door Style section for exception. Not compatible with CD12 and CD15.	Deduct $40 list per drawer or roll tray
Non Soft-close Hinge (NSCH)	Most cabinets with doors	Replaces soft-close hinges with fully concealed cup hinge; 6-way adjustable and self-closing. Not available on Cherry wood species. Available on most door styles. See Door Style section for exception.	Deduct $5 list per door

NON SOFT-CLOSE FURNITURE BOARD DRAWERS (NSCFB)

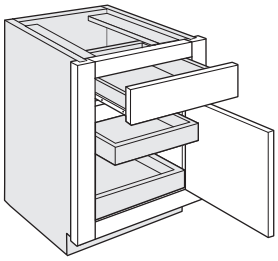

Drawer Box / Roll Tray
1/2″ Furniture Board with Natural Maple Laminate

Drawer / Roll Tray Bottom
3/8″ Furniture Board with Natural Maple Laminate

Drawer Guide
Side-mounted

NON SOFT-CLOSE HINGE (NSCH)

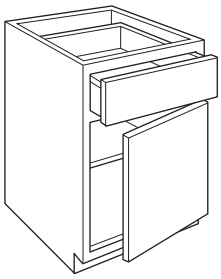

END PANEL MODIFICATIONS

See page 2 for modification compatibility.

OPTION NAME	APPLICABLE CABINET GROUP	DESCRIPTION/LIMITATIONS	PRICING
Decorative Door on End (DDEL) (DDER)	Most wall, base, tall, and vanity cabinets	Modifies cabinet end panel(s) with applied decorative door(s) onto FPEB upgraded end panel(s). Includes FPEB modification—If DDEL or DDER upgrades are specified, the opposite end panel is also FPEB. Available on most cabinets with depths of 12″, 15″, 18″, 21″, and 24″. Tall mitered door styles and laminate door styles will feature one center panel, other door styles will feature two center panels. Office base cabinets (29″ high) will have double door configuration when specified on 24″ deep cabinets.	DDEL/DDER Wall: $472 list per side Base & Vanity: $669 list per side Tall: $1,596 list per side
Finished End, Both (FB)	Cabinets with All-plywood Construction or Plywood Ends modification; both ends will be finished	Creates a matching finished 1/2″ veneer plywood exterior.	Wall: $93 list Base: $153 list Tall: $387 list
Furniture Plywood End, Both (FPEB)*	Most wall, base, tall, office, and vanity cabinets	Replaces standard cabinet ends with 3/4″ finished veneer end panels to achieve a Furniture End appearance. Both exterior sides are finished. Matching interior (MIP) is available.	Wall: $208 list Base & Vanity: $289 list Tall: $498 list

DECORATIVE DOOR ON END (DDEL/DDER)

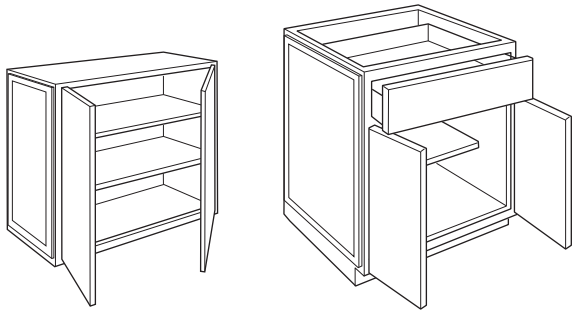

Wall cabinets

Base and Vanity cabinets

FURNITURE PLYWOOD END, BOTH (FPEB)*

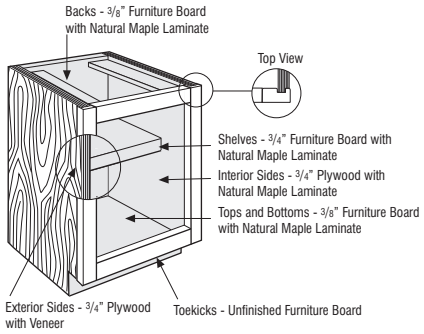

*All-plywood components meet ANSI/HPVA HP-1 standards and may contain MDF or particleboard.

FINISH MODIFICATION

See page 2 for modification compatibility.

OPTION NAME	APPLICABLE CABINET GROUP	DESCRIPTION/LIMITATIONS	PRICING
Matching Interior Plywood (MIP)*	Most cabinets; most end panels with fillers attached	Modifies the cabinet interior and end panel exterior to matching finished veneer plywood. Cabinet top and bottom exterior on wall cabinets is also matching finished veneer plywood. Cabinet construction features 1/2″ plywood* ends and 3/8″ top, bottom, and back. Shelves are upgraded to full depth 3/4″ veneered plywood*. Not available on open cabinets with standard matching interior. When a decorative door option is chosen in Design Live, Matching Interior Plywood (MIP) is a preselected option. If MIP is not desired, it can be deselected by choosing NOTMIP. Interior wood accessories feature a natural finish and will not match cabinet exterior.	Cabinet list + 25%

MATCHING INTERIOR PLYWOOD (MIP)*

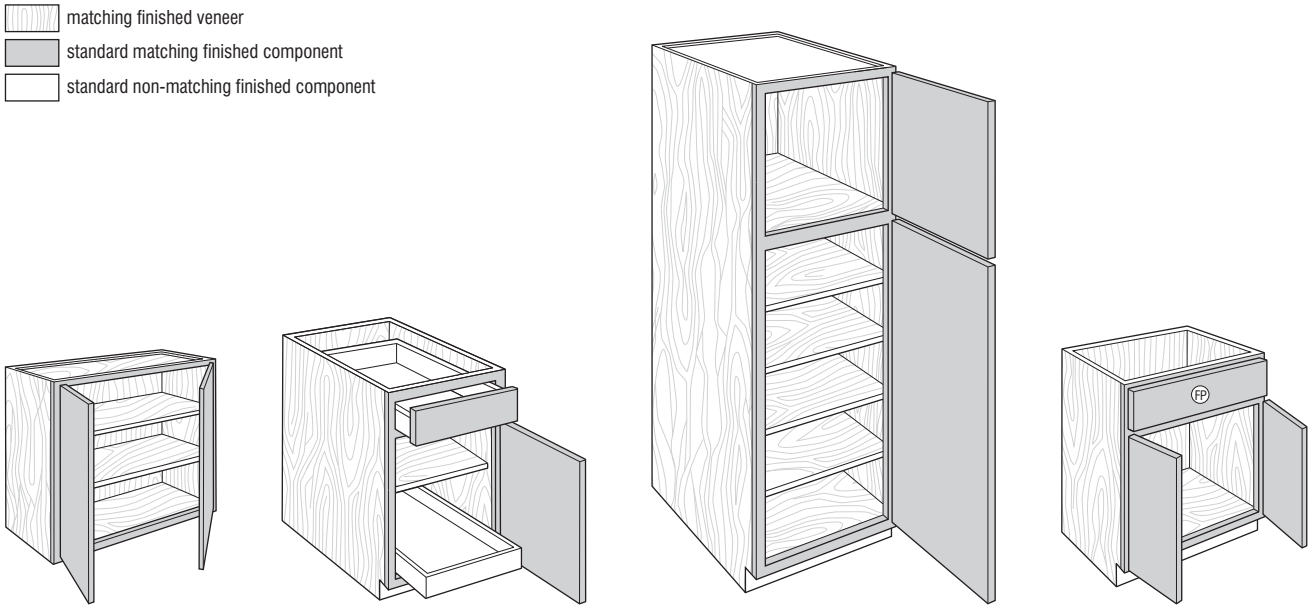

Wall cabinets

Base cabinets

Tall cabinets

Vanity cabinets

*All-plywood components meet ANSI/HPVA HP-1 standards and may contain MDF or particleboard.

BOX MODIFICATIONS

See page 2 for modification compatibility.

OPTION NAME	APPLICABLE CABINET GROUP	DESCRIPTION/LIMITATIONS	PRICING
Cabinet Box Only (CBO)	Most wall, base, tall, and vanity cabinets	Removes doors, drawer fronts, and any accessory items attached to a door or drawer front. Drawer box and any interior components attached to the cabinet box will be included. Frames will not be drilled for hinges, but cabinet will have standard drilling for shelves and guides.	85% of cabinet list
Cabinet Case Only (CCO)	Most wall, base, tall, and vanity cabinets	Removes doors, drawer fronts, drawers, interior components, and mini touch-up kits. Frames will not be drilled for hinges, but cabinets will have standard drilling for shelves and guides.	85% of cabinet list
Cabinet No Door (CND)	Most wall, base, tall, and vanity cabinets with door(s) and drawer(s)	Removes door(s). Complete drawer(s) with drawer front(s) and interior components remain in cabinet. Frames will not be drilled for hinges.	90% of cabinet list
False Panel (FP)	Most base and vanity cabinets with a top drawer	Replaces top drawer with false panel. Not available with deep drawers.	No Upcharge

CABINET BOX ONLY (CBO)



Cabinets less doors – Tall

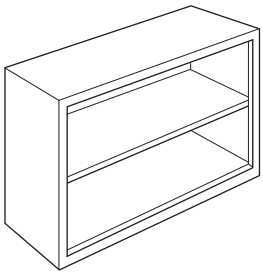

Cabinets less doors – Wall

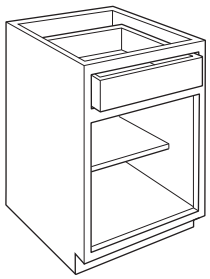

Cabinets less doors and drawer fronts – Base

CABINET CASE ONLY (CCO)



Cabinet case only – Tall

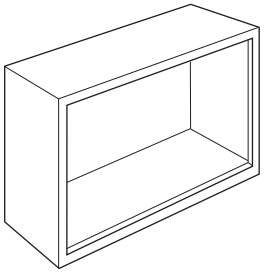

Cabinet case only – Wall

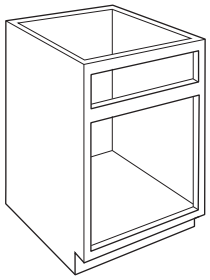

Cabinet case only – Base

CABINET NO DOOR (CND)

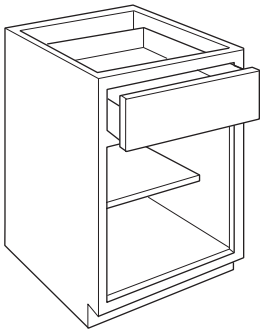

Base and Vanity cabinets

FALSE PANEL (FP)

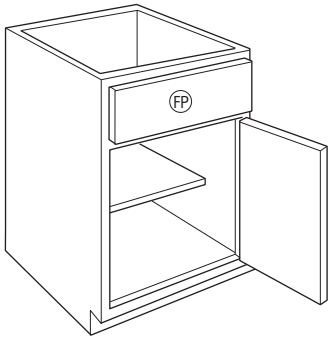

Base and Vanity cabinets

BOX MODIFICATIONS (cont'd)

Change Depth (CD)

Increases or reduces depth of cabinets in 3″ increments from 6″ to 24″.
The dimension is specified as the distance from the front of the face frame to the back of the cabinet.
Increased depth wall cabinets should be either floor mounted or stacked to maintain stability.
Any specified shelving is included and is always full depth.
When depth is increased, drawer depth will not increase.
Depth restrictions may apply where depths are available as a standard cabinet.

APPLICABLE CABINET GROUP	INCREMENT	MIN DEPTH	MAX DEPTH	PRICING
Most wall cabinets	3″	6″	24″	Wall $358 list
Wall Top Hinge	3″	9″	24″	
Wall Microwave cabinets, Desk Organizer, Wall Cubby Horizontal	3″	15″	24″	
Wall Peninsula	3″	6″	18″	
Most base, tall and vanity cabinets without drawers and roll trays	3″	12″	24″	Base $432 list Tall $495 list Vanities $432 list Vanities reduced to 18″ no charge
Most wall, base and vanity cabinets with drawers or roll trays	3″	12″	24″	
Most tall cabinets with drawers and roll trays	3″	18″	24″	
Furniture Bookcases	3″	9″	15″	
End Panels	3″	6″	30″	List + 30%
Interior Shelves	3″	6″	21″	
Exterior Shelves	3″	6″	24″	
Box Column Fillers	3″	6″	27″	
Roll Tray Kits – soft close	3″	12″	21″	
Roll Tray Kits – non soft-close	3″	18″	21″	

	Drawer Box and Roll Tray Exterior Depth			Clearance Behind Drawer Box or Roll Tray and Back Panel		
Cabinet Depth	Standard Guides	NSCFB Guides	Heavy Duty Side-mount Guides (DDFD)	Standard Guides	NSCFB Guides	Heavy Duty Side-mount Guides (DDFD)
24″	21″	21″	21″	2 3/4″	2 3/4″	2 3/4″
21″	18″	18″, 15″ for roll trays	18″	2 3/4″	2 3/4″	2 3/4″
18″	15″	15″	N/A	2 3/4″	2 3/4″	N/A
15″	12″	N/A	N/A	2 3/4″	N/A	N/A
12″	9″	N/A	N/A	2 3/4″	N/A	N/A

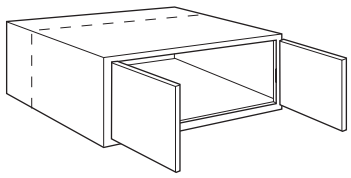

Wall cabinets

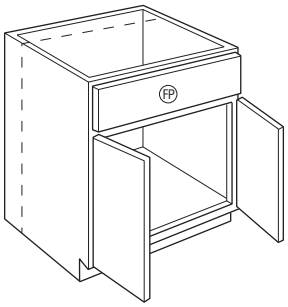

Vanity cabinets

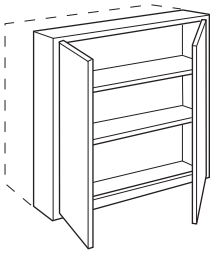

Wall cabinets

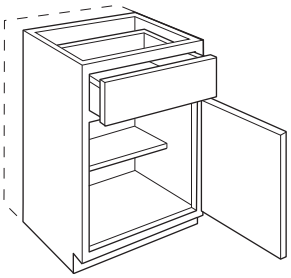

Base cabinets

INSTALLED INTERIOR MODIFICATIONS

See page 2 for modification compatibility.

OPTION NAME	APPLICABLE CABINET GROUP	DESCRIPTION/LIMITATIONS	PRICING
Full Depth Shelf (FD)	Base cabinets with standard half depth shelves	Replaces standard shelf with full depth shelf.	$81 list per cabinet
Roll Tray (RT)	Select base, tall, office, and vanity cabinets	Installs specified number of roll trays (1-5). Example, for two roll trays, specify 2RT. When 1RT is specified on a base cabinet, the roll tray is installed in the lowest position and one half-depth adjustable shelf is included. On utility cabinets for the lower section, 1RT includes three shelves, 2RT includes two shelves, and 3RT includes 1 shelf. No shelves for lower section are included with 4RT or 5RT. See page 20 for RT positions.	1RT: Cabinet list + $347 2RT: Cabinet list + $694 3RT: Cabinet list + $1041 4RT: Cabinet list + $1388 5RT: Cabinet list + $1735
Roll Tray, Both (RTB)	Select base and vanity cabinets with center stile	On cabinets with center stile, installs a roll tray on both sides of the cabinet. 1RTB - 2 roll trays 2RTB - 4 roll trays 3RTB - 6 roll trays 4RTB - 8 roll trays See page 20 for RT positions.	1RTB: Cabinet list + $694 2RTB: Cabinet list + $1388 3RTB: Cabinet list + $2082 4RTB: Cabinet list + $2776

FULL DEPTH SHELF (FD)

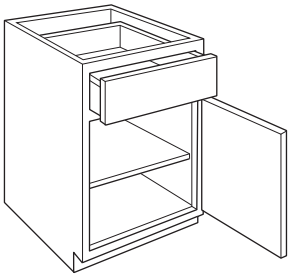

ROLL TRAY (RT)

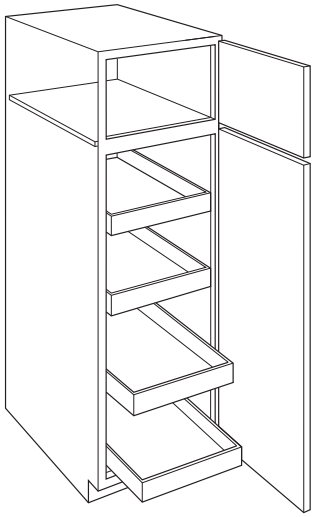

Tall cabinets

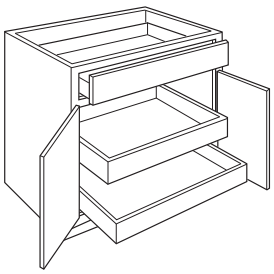

Base, Office, and Vanity cabinets

ROLL TRAY BOTH (RTB)

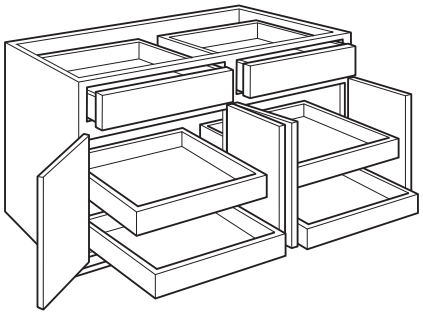

Base and Vanity cabinets with center stile

TOEKICK MODIFICATIONS

See page 2 for modification compatibility.

OPTION NAME	APPLICABLE CABINET GROUP	DESCRIPTION/LIMITATIONS	PRICING
Add Toekick (ADDTK)	Most wall cabinets	Creates a 4 1/2″ toekick on the front of cabinet. ADDTK with reduced depth is available on cabinets 9″ deep or larger. Peninsula cabinets are available with ADDTK 15″ deep and larger. Available with compatible toekick modifications. See the Modification/Upgrade Compatibility Chart on page 2 for details.	$177 list
Flush Toekick (FTK)	Most base, tall, vanity cabinets, and wall cabinets with ADDTK	Eliminates the recess at the toekick, creating 4 1/2″ of space at the floor flush with the cabinet face frame; ideal for use with baseboard moulding. When FTK is ordered with the Peninsula modification, both sides will receive a flush toekick. Not available when either RTKL or RTKR modifications are used.	$162 list

ADD TOEKICK (ADDTK)

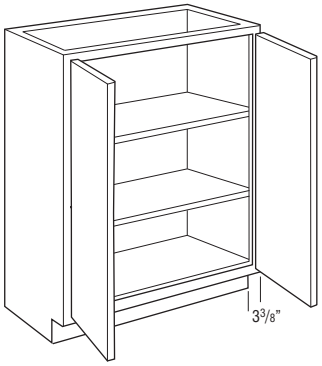

Wall cabinets

FLUSH TOEKICK (FTK)

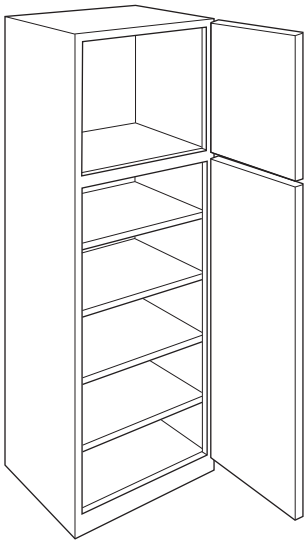

Tall cabinets

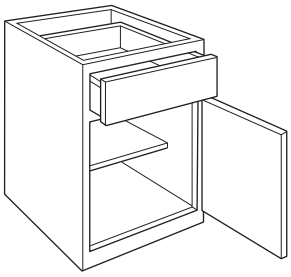

Base cabinets

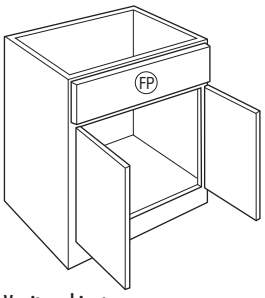

Vanity cabinets

TOEKICK MODIFICATIONS (cont'd)

See page 2 for modification compatibility.

OPTION NAME	APPLICABLE CABINET GROUP	DESCRIPTION/LIMITATIONS	PRICING
Flush Toekick Valance, Style A (FTKV.A)	Most base, tall, and vanity cabinets, and wall cabinets with ADDTK	Creates an arch flush toe space. Valance replaces standard toekick creating a full open area beneath cabinet floor. When FTKV.A is ordered with the Peninsula modification, both sides will receive an arch flush toekick. Not available on 9″ or 12″ wide cabinets.	$202 list
Flush Toekick Valance, Style F (FTKV.F)	Most base, tall, and vanity cabinets, and wall cabinets with ADDTK	Creates a furniture flush toe space. Valance replaces standard toekick creating a full open area beneath cabinet floor. When FTKV.F is ordered with the Peninsula modification, both sides will receive a furniture flush toekick. Not available on 9″ or 12″ wide cabinets.	$202 list
Void Toekick (VTK)	Most base, tall, and vanity cabinets	Removes the toekick. Only available when the cabinet has a standard toekick (not available when flush toekick is standard or when cabinet has a separate pedestal base). When VTK is specified on cabinets to be used with a countertop, cabinets must also be supported from the floor, not just attached to the wall. Failure to properly install cabinets in this situation will void the warranty.	$117 list

FLUSH TOEKICK VALANCE, STYLE A (FTKV.A)

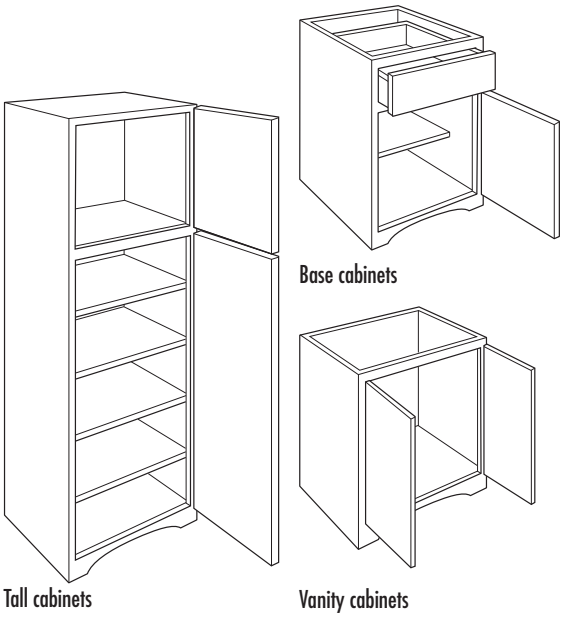

FLUSH TOEKICK VALANCE, STYLE F (FTKV.F)

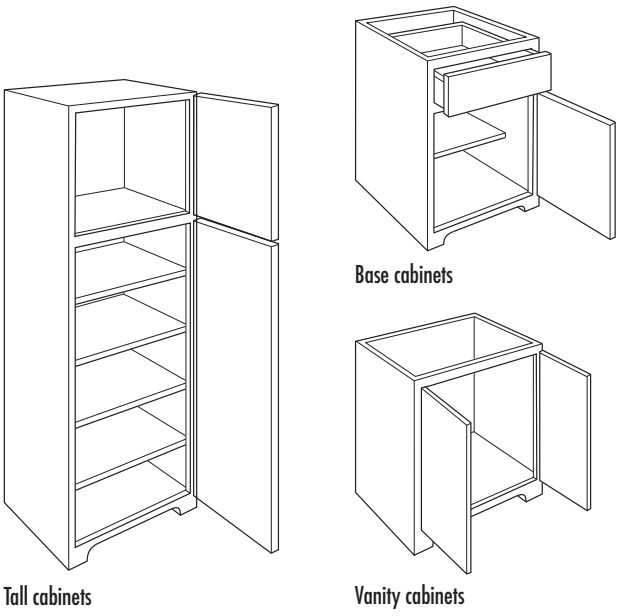

VOID TOEKICK (VTK)

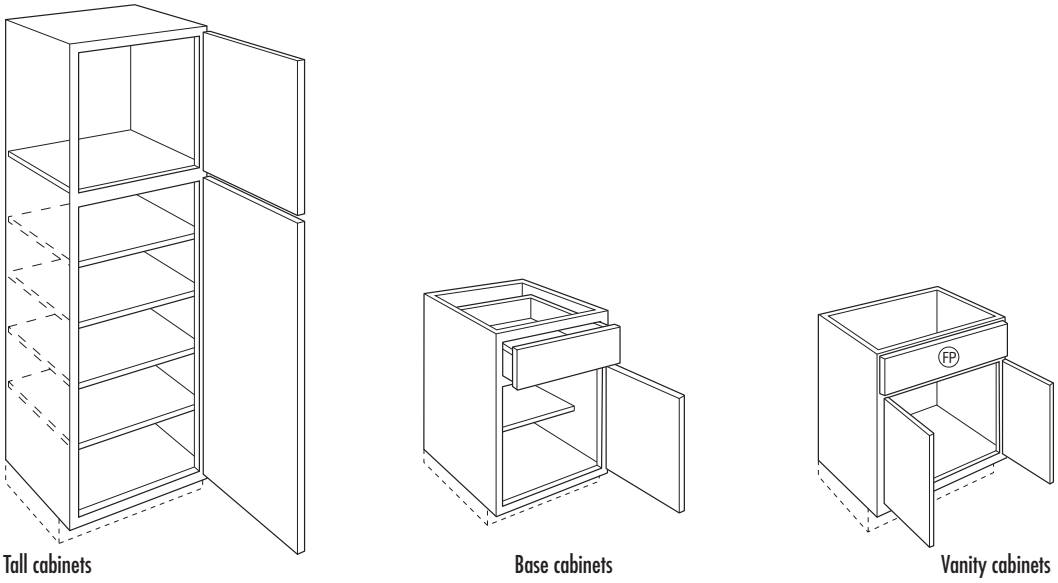

TOEKICK MODIFICATIONS (cont'd)

See page 2 for modification compatibility.

OPTION NAME	APPLICABLE CABINET GROUP	DESCRIPTION/LIMITATIONS	PRICING
Recessed Toekick, All (RTKALL)	Base cabinets 27″ - 48″ wide and 24″ deep	Creates a 3 3/8″ recessed toekick on the right, left, and back of cabinet. The entire toekick area will have non-matching material and requires any exposed toekick area to be covered.	$469 list
Recessed Toekick on Back or Side (RTKBK) (RTKL) (RTKR)	Most base, tall, vanity cabinets, and wall cabinets with ADDTK	Creates a 3 3/8″ recessed toekick on the back RTKBK, left RTKL, or right RTKR. When either the RTKR or RTKL are used, FTK is NOT available. The entire toekick will have non-matching material and requires any exposed toekick area to be covered. On RTKL and RTKR, the back will have a 3/8″ recessed offset and non-specified side will have a 1/2″ recessed offset to allow for application of toeboard material. 93″ and 96″ tall cabinets have RTKL or RTKR standard on loose pedestal. For recess toekick applications of both left and right, order RTKL/R. On 9″ wide cabinets, only one side can be recessed. RTKBK only available on cabinets at least 15″ deep.	$156 list per side

RECESSED TOEKICK, ALL (RTKALL)

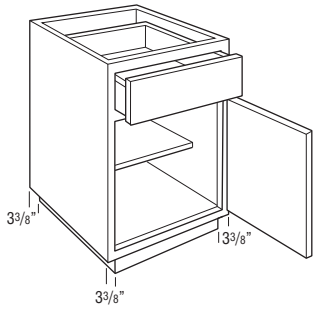

Base cabinets

RECESSED TOEKICK, BACK (RTKBK)

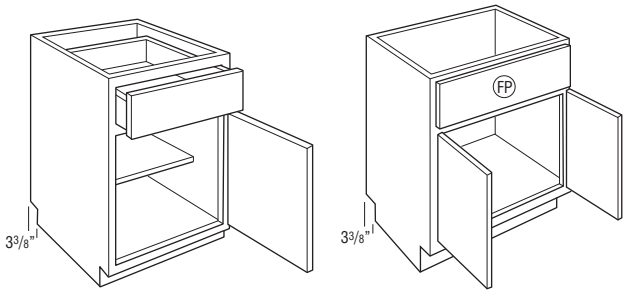

Base cabinets

Vanity cabinets

RECESSED TOEKICK, LEFT (RTKL)

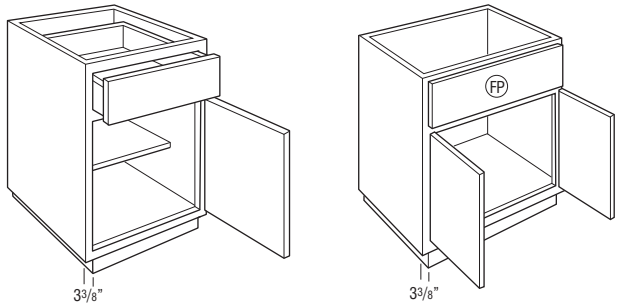

Base cabinets

Vanity cabinets

RECESSED TOEKICK, RIGHT (RTKR)

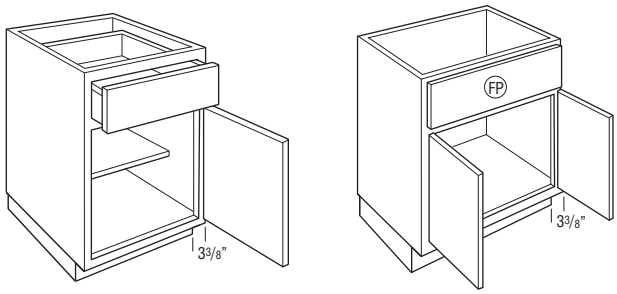

Base cabinets

Vanity cabinets

CONFIGURATION MODIFICATIONS

See page 2 for modification compatibility.

OPTION NAME	APPLICABLE CABINET GROUP	DESCRIPTION/LIMITATIONS	PRICING
Cabinet Front Only (CFNTO)	Most cabinets with a face frame	Creates a door and/or drawer front assembled with a frame. Doors are attached with the specified hinges and drawer fronts are cleated.	80% of cabinet list
Cabinet Face Frame Only (CFRMO)	Most cabinets with a face frame	Creates a cabinet face frame only. No box, doors, or drawer fronts are included.	25% of cabinet list
Peninsula (P)	Most wall and base cabinets	Not available on multi-drawer base cabinets. Any cabinet with a toekick must be at least 15″ deep (either standard with a toekick or when ADDTK is specified). Any adjustable shelves are upgraded to full depth. A false drawer front and working doors will be placed on the back of a standard base cabinet modified to a peninsula base. Single door cabinets are hinged on the same cabinet end, for example a W1230L will feature a Left hinge on the front side and a Right hinge on the peninsula side. Wall peninsula cabinets are not designed to be used as stand alone island cabinets. The maximum depth for wall cabinets with the Peninsula modification is 18″. Peninsula units over 36″ wide are not available in heights over 48″. 48″ wide wall Peninsula units are not available in heights over 36″.	Cabinet list + 80%

CABINET FRONT ONLY (CFNTO)

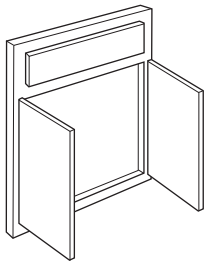

Cabinet front only – Wall, Base, and Tall

CABINET FACE FRAME ONLY (CFRMO)

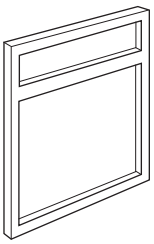

Cabinet face frame only – Wall, Base, and Tall

PENINSULA (P)

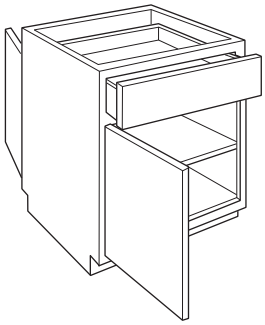

Base cabinets

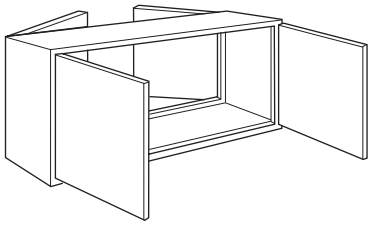

Wall cabinets

CUT-FOR-GLASS DOOR (CG)

Glass not included in price, but can be ordered separately. See below for details.

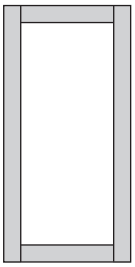

Cut-for-glass Door To Fit:	PRICE List per Door
30″ High or Shorter Wall Cabinet	122
33″ High Wall Cabinet	122
36″ High Wall Cabinet	122
39″ High Wall Cabinet	122
42″ High Wall Cabinet	122

To price Cut-for-glass Door attached to a cabinet, add the list price per door to the wall cabinet price (MIP modification upcharge will be applied to the cabinet price if matching interior is desired).

For a door only (not specified on a cabinet), add the list price for a door only to the Cut-for-glass door list price. See Doors and Drawer Fronts on page 156 for details.

- Not available on bifold doors.
- CG.T and CG.B are specified on cabinets with upper and lower doors to designate which doors should be Cut-for-glass. See Door Options grid for SKU availability.
- Custom door sizes not available.
- Glass available for order separately (see pages 17-18).
- When a decorative door option is chosen in Design Live, Matching Interior Plywood (MIP) is a preselected option. If MIP is not desired, it can be deselected by choosing NOTMIP.
- All textured glass panels will be drop shipped separately from the cabinet order.
- Glass installation clips will ship with the doors and/or cabinets.
- The use of glass for base cabinet applications or for placement near interior or exterior doors is not recommended.

STANDARD WALL CABINET AVAILABILITY*

Cabinet Width	Cabinet Height 12″	15″	18″	21″	24″	27″	30″	33″	36″	39″	42″
W9 L or R							✓	✓	✓	✓	✓
W12 L or R	✓	✓	✓	✓	✓	✓	✓	✓	✓	✓	✓
W15 L or R	✓	✓	✓	✓	✓	✓	✓	✓	✓	✓	✓
W18 L or R	✓	✓	✓	✓	✓	✓	✓	✓	✓	✓	✓
W21 L or R	✓	✓	✓	✓	✓	✓	✓	✓	✓	✓	✓
W24 L or R	✓	✓	✓	✓	✓	✓	✓	✓	✓	✓	✓
W24	✓	✓	✓	✓	✓	✓	✓	✓	✓	✓	✓
W27	✓	✓	✓	✓	✓	✓	✓	✓	✓	✓	✓
W30	✓	✓	✓	✓	✓	✓	✓	✓	✓	✓	✓
W33	✓	✓	✓	✓	✓	✓	✓	✓	✓	✓	✓
W36	✓	✓	✓	✓	✓	✓	✓	✓	✓	✓	✓
W39	✓	✓	✓	✓	✓	✓	✓	✓	✓	✓	✓
W42		✓	✓	✓	✓	✓	✓	✓	✓	✓	✓
W45			✓	✓	✓	✓	✓	✓	✓	✓	✓
W48			✓	✓	✓	✓	✓	✓	✓	✓	✓
W42-4	✓	✓									
W45-4	✓	✓									
W48-4	✓	✓									
WD	✓	✓	✓		✓	✓	✓	✓	✓	✓	✓

*For Specialty Wall Cabinet and Oven Cabinet Availability, please see modification grid.

- For Cut-for-glass Door availability, please see modification grid in cabinet sections.

CLASSIC MULLION DOOR (CM)

Glass not included in price, but can be ordered separately. See below for details.

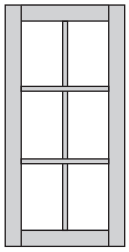

- Compatible glass styles are Clear, Frost, Reeded, and Seeded glass.
- CM.T and CM.B are specified on cabinets with upper and lower doors to designate which doors should be Classic Mullion Doors. See Door Options grid for SKU availability.
- Custom door sizes not available.
- Shelves will not align with mullions.
- When a decorative door option is chosen in Design Live, Matching Interior Plywood (MIP) is a preselected option. If MIP is not desired, it can be deselected by choosing NOTMIP.
- All textured glass panels will be drop shipped separately from the cabinet order.
- Glass installation clips will ship with the doors and/or cabinets.
- The use of glass for base cabinet applications or for placement near interior or exterior doors is not recommended.

Classic Mullion Door To Fit:	PRICE List per Door
15″ High Wall Cabinet	493
18″ High Wall Cabinet	493
24″ High Wall Cabinet	493
30″ High Wall Cabinet	493
33″ High Wall Cabinet	534
36″ High Wall Cabinet	534
39″ High Wall Cabinet	534
42″ High Wall Cabinet	534

To price Classic Mullion Door attached to a cabinet, add the list price per door to the wall cabinet price (MIP modification upcharge will be applied to the cabinet price if matching interior is desired).

For a door only (not specified on a cabinet), add the list price for a door only to the Classic Mullion door list price. See Doors and Drawer Fronts on page 156 for details.

MULLION LITES GRID

Cabinet Width*	Cabinet Height 15″	18″	24″	30″	33″	36″	39″	42″
W15 L or R	G	G	G	D	D	D	A	A
W18 L or R	G	G	G	D	D	D	A	A
W21 L or R	G	G	G	D	D	D	A	A
W24 L or R	G	G	G	D	D	D	A	A
W24	G	G	G	D	D	D	A	A
W27	G	G	G	D	D	D	A	A
W30	G	G	G	D	D	D	A	A
W33	G	G	G	D	D	D	A	A
W36	G	G	G	D	D	D	A	A
W42	G	G	G	D	D	D	A	A
W45		G	G	D	D	D	A	A
W48		G	G	D	D	D	A	A
W48-4	G							
WD	G	G	G	D	D	D	A	A

*Stacked wall cabinets (WS_ _) also available with CM option in selected widths.

- For Classic Mullion Door availability, please see modification grid in cabinet sections.

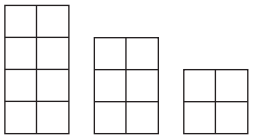

A 2 x 4 Lites **D** 2 x 3 Lites **G** 2 x 2 Lites

TEXTURED GLASS PANELS

Bevel

Clear

Frost

Reeded

Seeded

- Cut-for-glass and Classic Mullion doors must be ordered separately. See pages 15-16.
- For glass shelf kits, see page 145.
- When textured glass is ordered for use in wall top hinge cabinets (WTH), glass design will be turned horizontally and may not match desired pattern.
- Door frame may reduce amount of glass shown.
- All textured glass panels will be drop shipped separately from the cabinet order.
- Glass installation clips will ship with the doors and/or cabinets.
- The use of glass for base cabinet applications or for placement near interior or exterior doors is not recommended.
- No changes or cancellations will be accepted after 24 hours from acknowledgment of order.

AVAILABILITY

Glass	Cabinet Height										
Cabinet Width	12″	15″	18″	21″	24″	27″	30″	33″	36″	39″	42″
W9 L or R							✓	✓	✓	✓	✓
W12 L or R	✓	✓	✓	✓	✓	✓	✓	✓	✓	✓	✓
W15 L or R	✓	✓	✓	✓	✓	✓	✓	✓	✓	✓	✓
W18 L or R	✓	✓	✓	✓	✓	✓	✓	✓	✓	✓	✓
W21 L or R	✓	✓	✓	✓	✓	✓	✓	✓	✓	✓	✓
W24 L or R	✓	✓	✓	✓	✓	✓	✓	✓	✓	✓	✓
W24	✓	✓	✓	✓	✓	✓	✓	✓	✓	✓	✓
W27	✓	✓	✓	✓	✓	✓	✓	✓	✓	✓	✓
W30	✓	✓	✓	✓	✓	✓	✓	✓	✓	✓	✓
W33	✓	✓	✓	✓	✓	✓	✓	✓	✓	✓	✓
W36	✓	✓	✓	✓	✓	✓	✓	✓	✓	✓	✓
W39	✓	✓	✓	✓	✓	✓	✓	✓	✓	✓	✓
W42		✓	✓	✓	✓	✓	✓	✓	✓	✓	✓
W45			✓	✓	✓	✓	✓	✓	✓	✓	✓
W48			✓	✓	✓	✓	✓	✓	✓	✓	✓
W42-4	✓	✓									
W45-4	✓	✓									
W48-4	✓	✓									
WD	✓	✓	✓		✓	✓	✓	✓	✓	✓	✓

TEXTURED GLASS PANELS PRICING

TEXTURED GLASS PANELS

STYLE	PANEL THICKNESS	HEIGHT		
		12″ – 18″ TALL	21″ – 30″ TALL	33″ – 42″ TALL
Bevel	**1/4″**	278	309	338
Clear	**1/8″**	235	260	285
Frost	**5/32″**	278	309	339
Reeded	**5/32″**	235	260	285
Seeded	**1/8″**	437	486	534

TEXTURED GLASS PANELS

Bevel



- Glass type: Clear
- Panel thickness: 1/4″
- Not available with Classic Mullion Doors.

Reeded

- Glass type: Reeded
- Panel thickness: 5/32″

Clear



- Glass type: Clear
- Panel thickness: 1/8″

Seeded



- Glass type: Seeded
- Panel thickness: 1/8″

Frost



- Glass type: Frost
- Panel thickness: 5/32″

CABINET DIMENSIONS

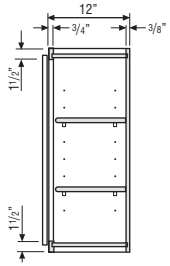

WALL CABINET

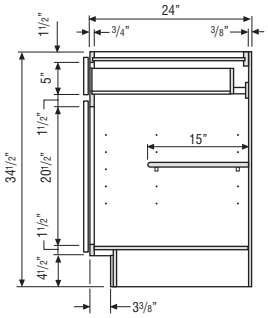

BASE CABINET

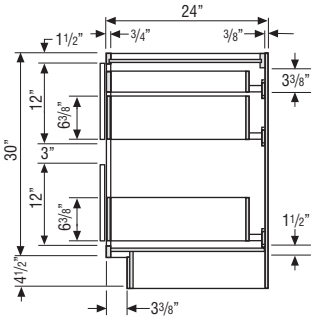

BASE TWO DRAWER with ROLL TRAY CABINET

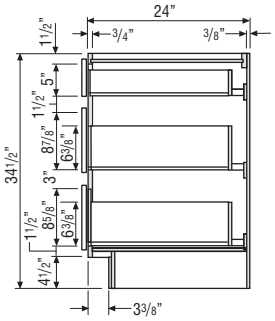

BASE THREE DRAWER CABINET

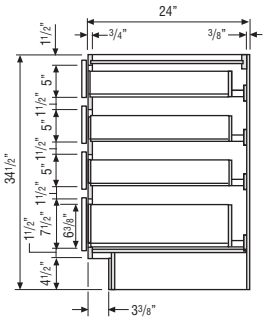

BASE FOUR DRAWER CABINET

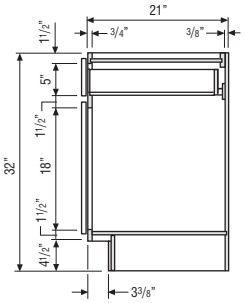

32″ HIGH VANITY CABINET

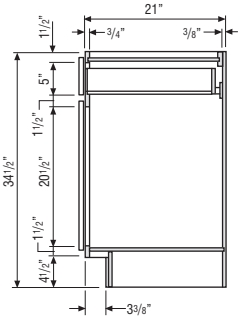

34 1/2″ HIGH VANITY CABINET

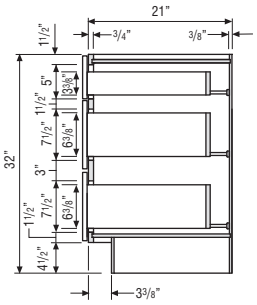

VANITY BASE THREE DRAWER CABINET, 32″ HIGH

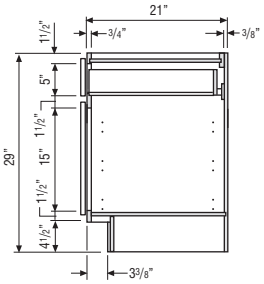

DESK CABINET

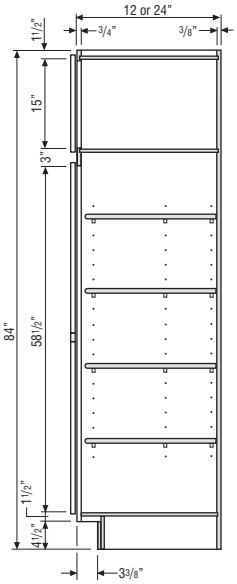

UTILITY CABINET

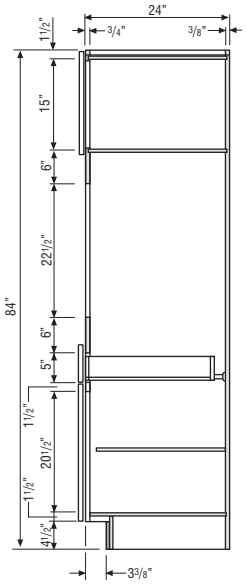

OVEN CABINET SINGLE

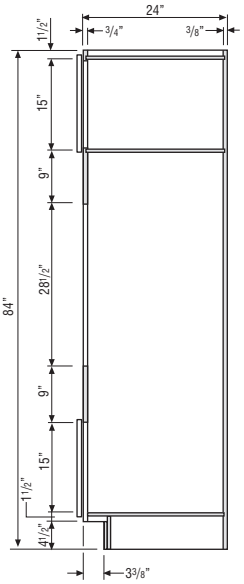

OVEN CABINET with MICROWAVE COMBO with DEEP DRAWER

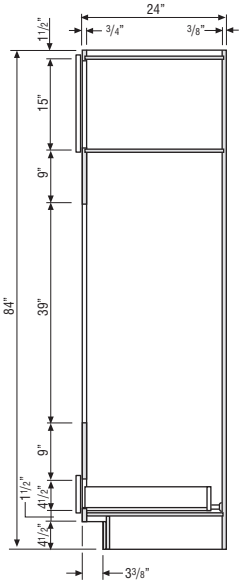

OVEN CABINET DOUBLE

CABINET DIMENSIONS

ROLL TRAY POSITIONS

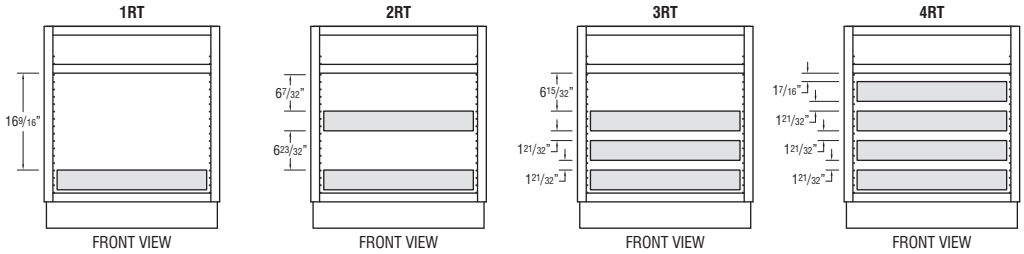

BASE CABINETS AND 34 1/2" HIGH VANITY CABINETS

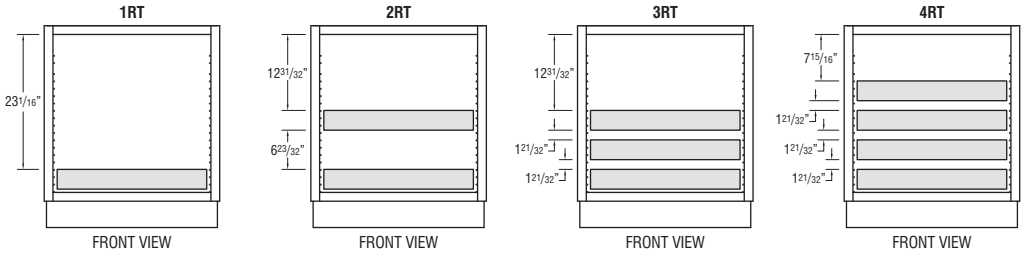

BASE CABINET WITH FULL HEIGHT DOOR

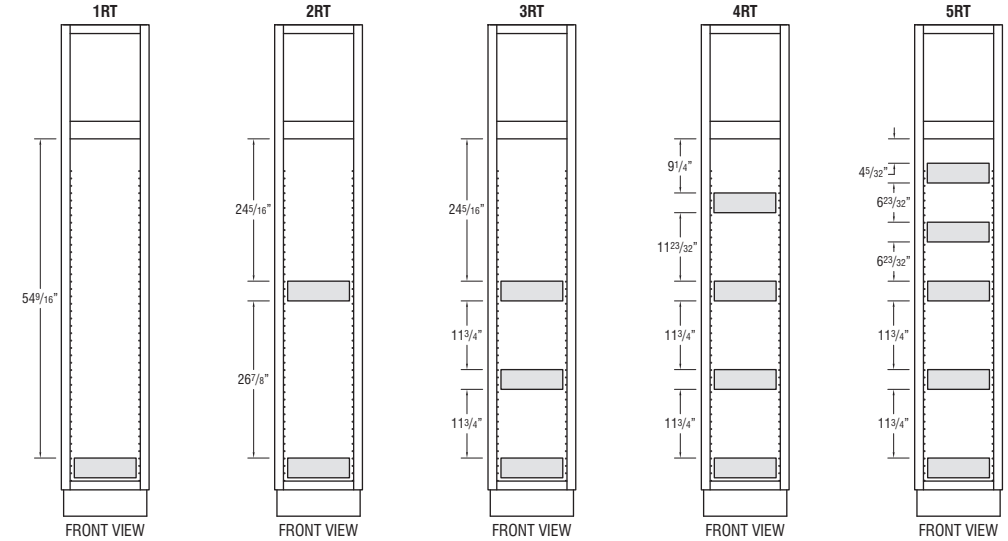

UTILITY CABINETS

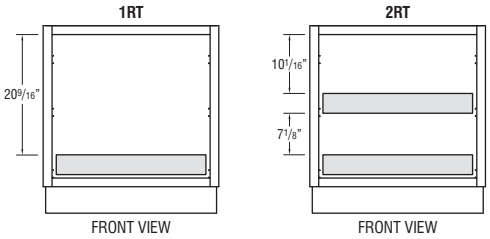

32" HIGH VANITY CABINETS

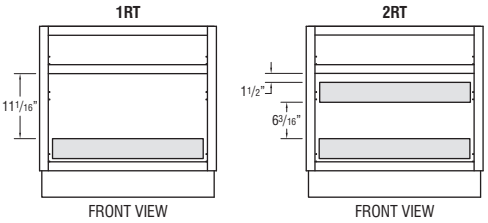

DESK CABINETS

CABINET DIMENSIONS

- 1 1/2″ Top and Bottom Rails - Wall and Base Cabinets.
- 1 1/2″ Vertical Stiles.
- 3″ Center Vertical Rails on Wall and Base Cabinets to Divide Double Door Cabinets 39″ Wide and Over.

DOOR AND DRAWER FRONT SIZES	FULL OVERLAY	PARTIAL OVERLAY
Face Frame Reveal (see Overlay Specifications page for more details)	1/4″ Reveal Around Doors	1″ Reveal Around Doors
Door Size for Base/Wall Cabinets	Frame Opening + 2 1/2″	Frame Opening + 1″
4 1/2″ or 5″ High Drawer Opening	6 1/4″ Drawer Front	5 1/2″ Drawer Front
7 1/2″ High Drawer Opening	10″ Drawer Front	8 1/2″ Drawer Front
8 5/8″ High Drawer Opening	11 3/8″ Drawer Front	9 7/8″ Drawer Front
8 7/8″ High Drawer Opening	11 3/8″ Drawer Front	10 5/8″ Drawer Front
12″ High Drawer Opening	14 1/2″ Drawer Front	13″ Drawer Front
14″ High Drawer Opening	16 1/2″ Drawer Front	15″ Drawer Front

84″ HIGH APPLICATION

Number after Wall Cabinet Represents Height of Cabinet

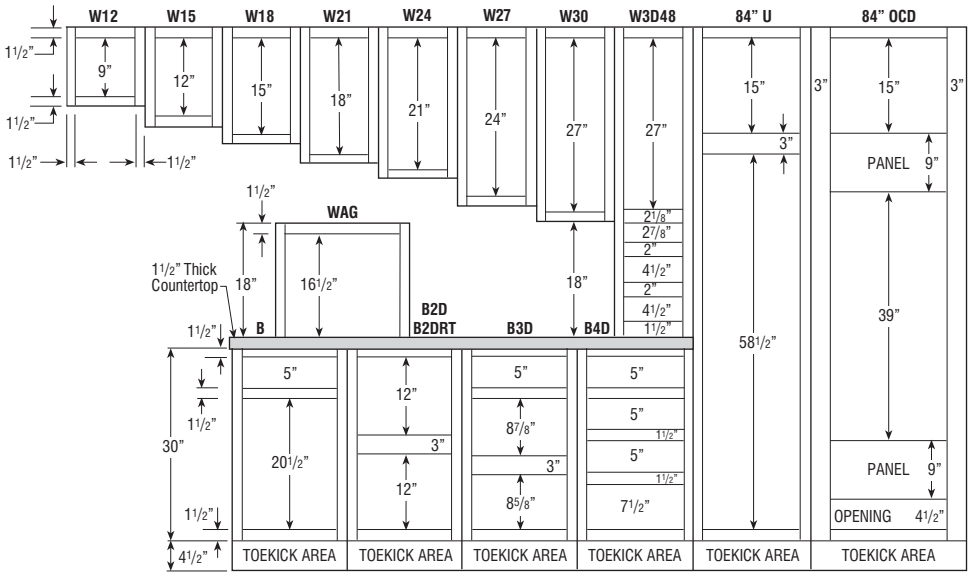

CABINET DIMENSIONS

87″ HIGH APPLICATION

Number after Wall Cabinet Represents Height of Cabinet

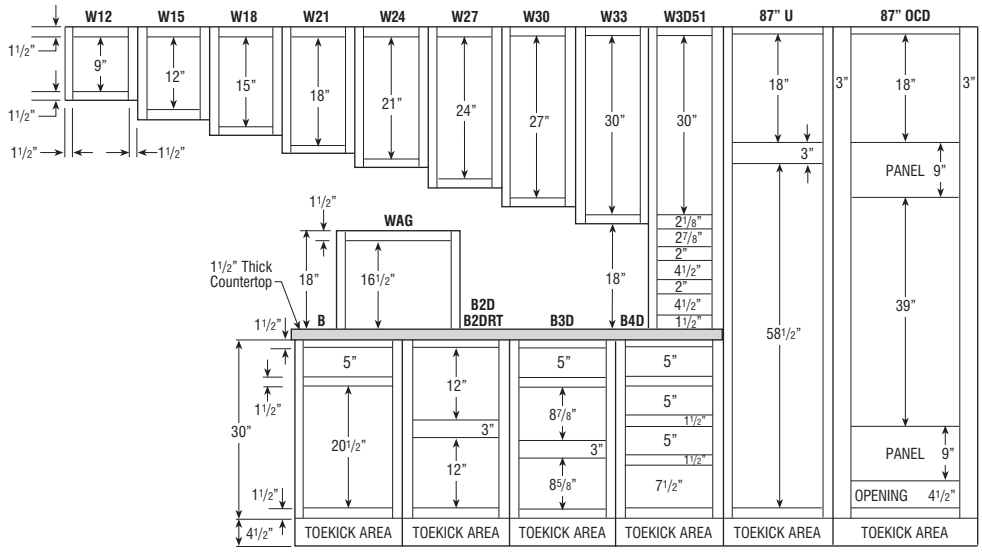

90″ HIGH APPLICATION

Number after Wall Cabinet Represents Height of Cabinet

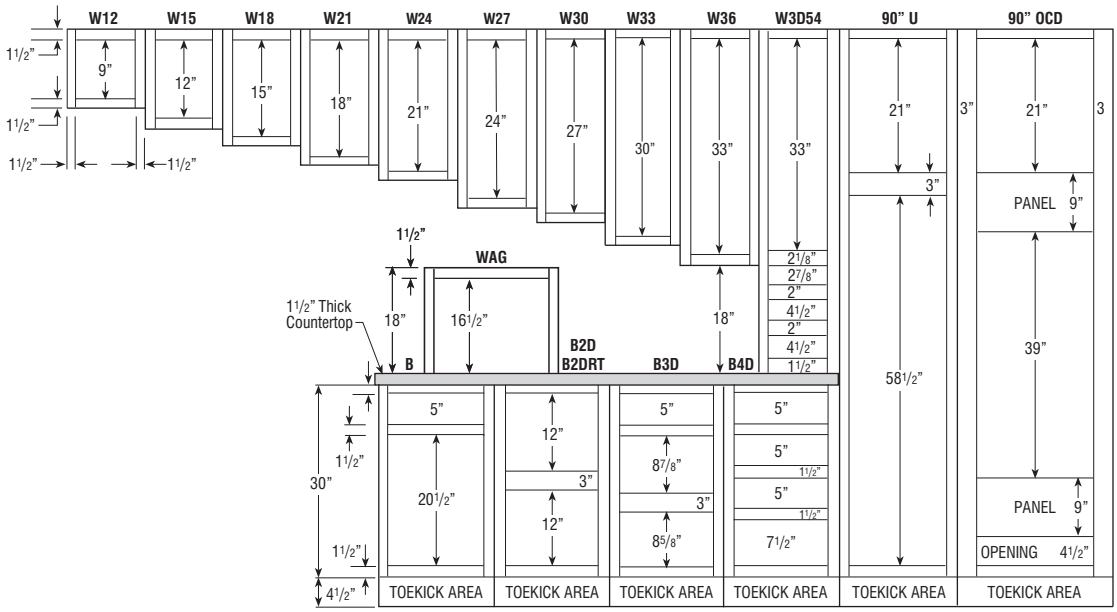

CABINET DIMENSIONS

93″ HIGH APPLICATION

Number after Wall Cabinet Represents Height of Cabinet

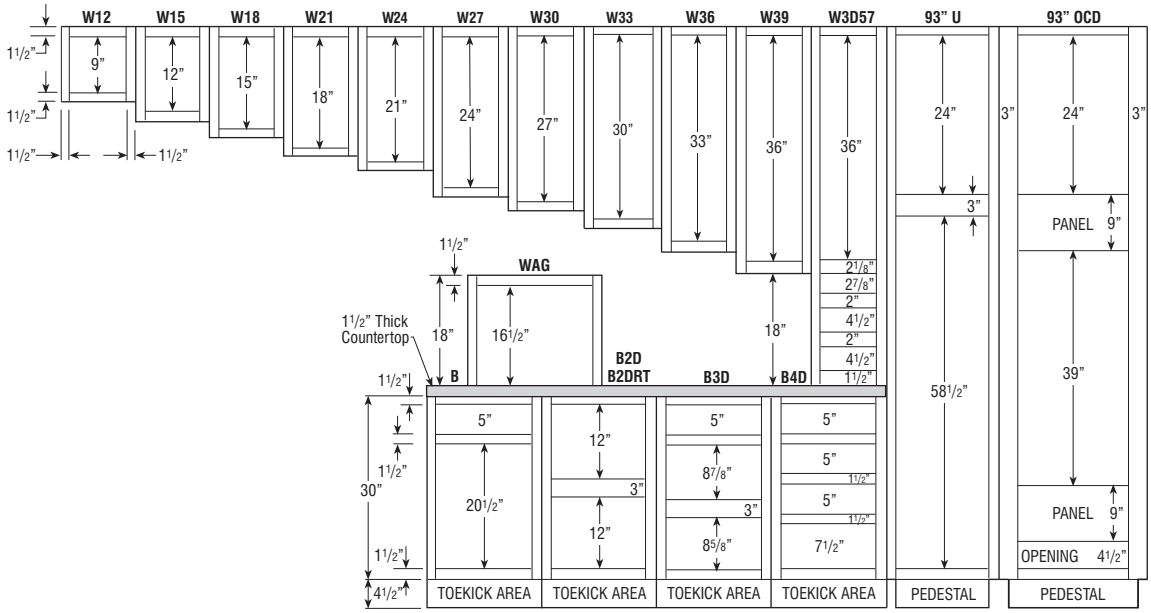

96″ HIGH APPLICATION

Number after Wall Cabinet Represents Height of Cabinet

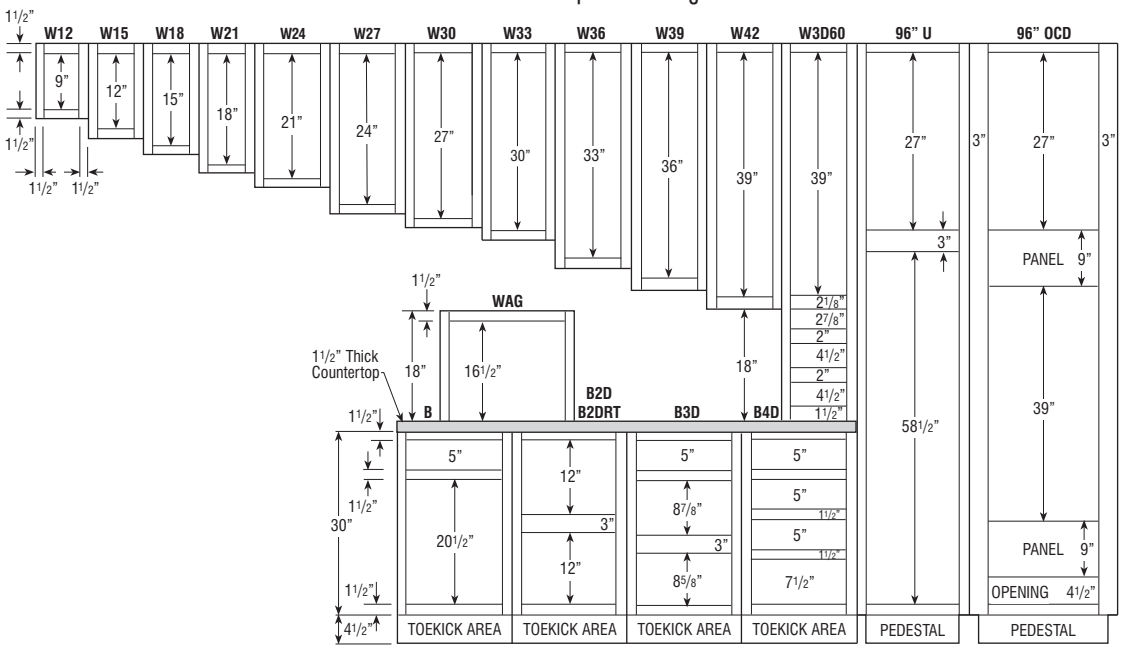

CABINET DIMENSIONS

32 1/2″ HIGH UNIVERSAL ACCESS CABINETS, 24″ DEEP

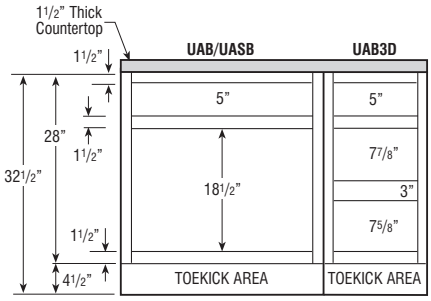

32″ HIGH UNIVERSAL ACCESS CABINETS, 21″ DEEP

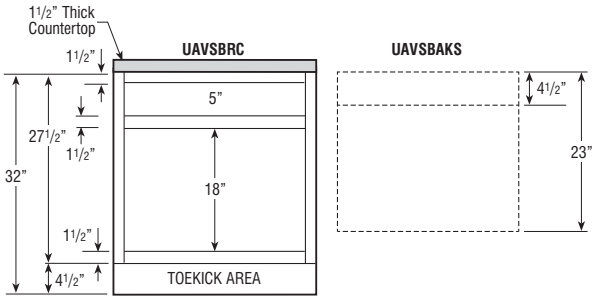

UAVSBRC must be ordered with Universal Access Vanity Sink Base with Angled Knee Space (UAVSBAK) not designed to be a stand-alone unit.
See page 88 for more details.

CABINET DIMENSIONS

29″ HIGH DESK CABINETS

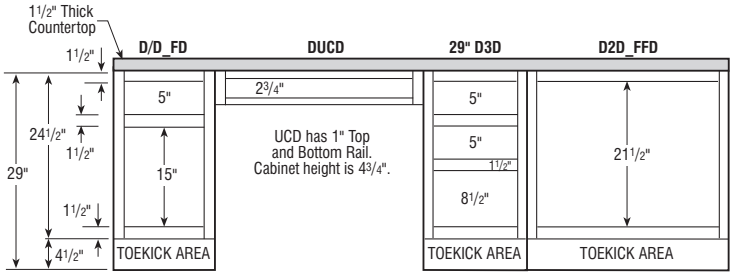

32″ HIGH VANITY CABINETS

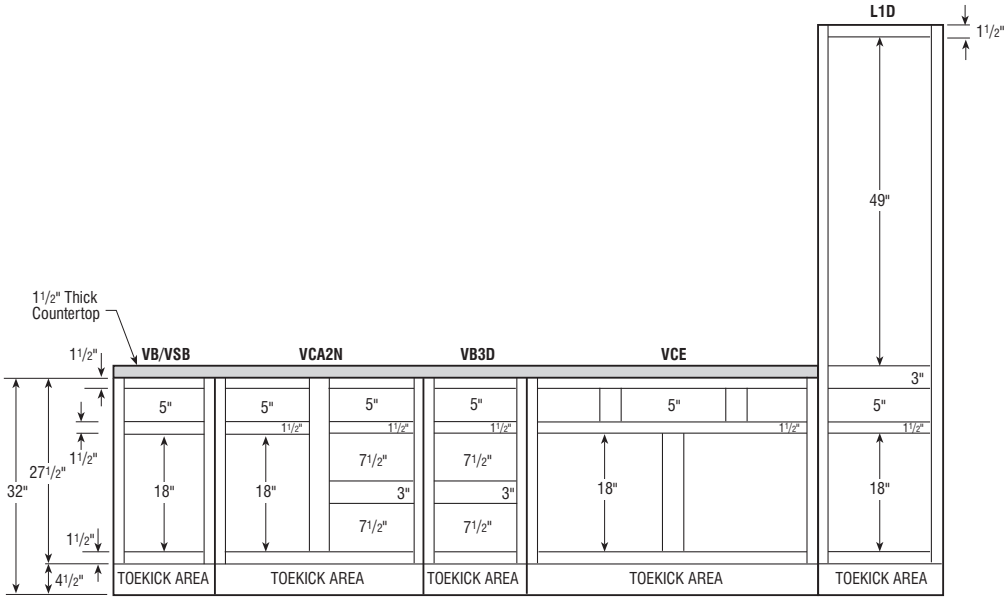

34 1/2″ HIGH VANITY CABINETS

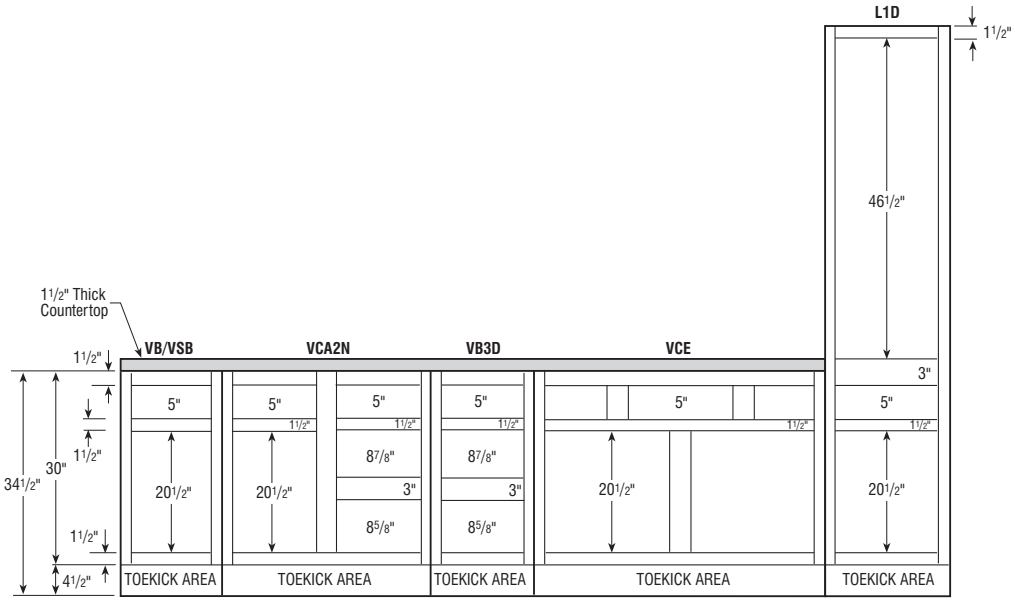

CABINET DIMENSIONS

DIMENSIONS FOR CORNER INSTALLATIONS (45° DIAGONAL)

12″ DEEP CABINETS

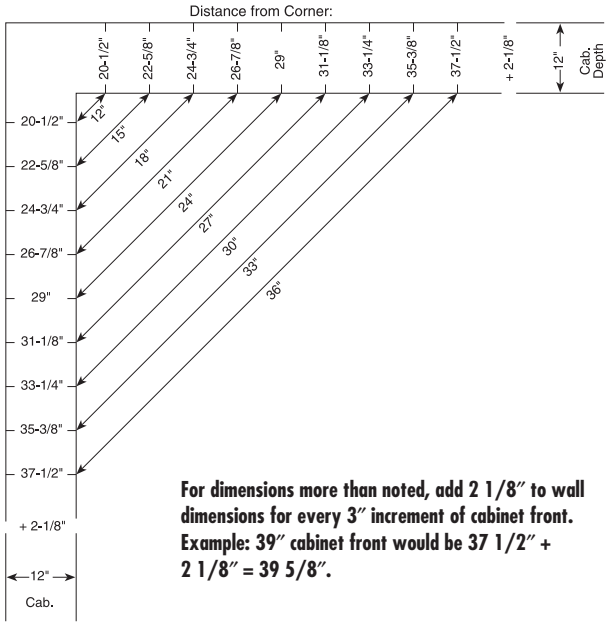

For dimensions more than noted, add 2 1/8″ to wall dimensions for every 3″ increment of cabinet front. Example: 39″ cabinet front would be 37 1/2″ + 2 1/8″ = 39 5/8″.

24″ DEEP CABINETS

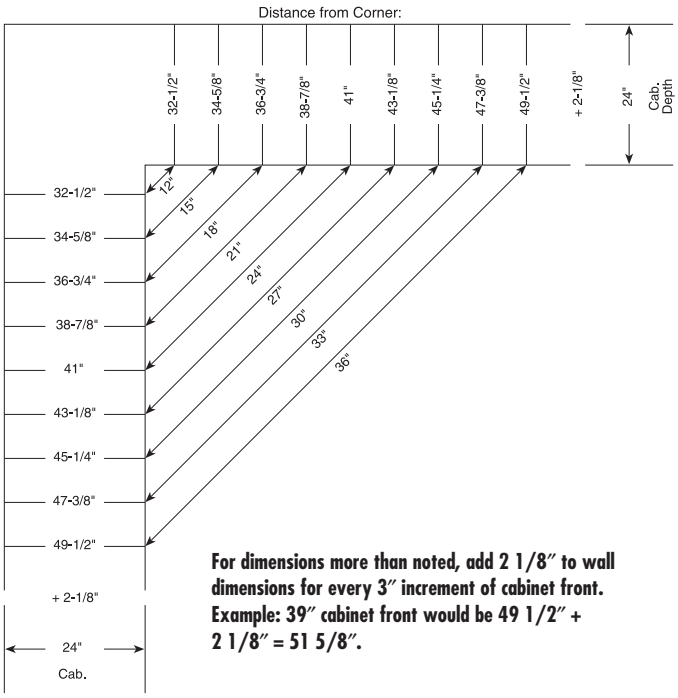

For dimensions more than noted, add 2 1/8″ to wall dimensions for every 3″ increment of cabinet front. Example: 39″ cabinet front would be 49 1/2″ + 2 1/8″ = 51 5/8″.

INSTALLATION HEIGHT REQUIREMENTS

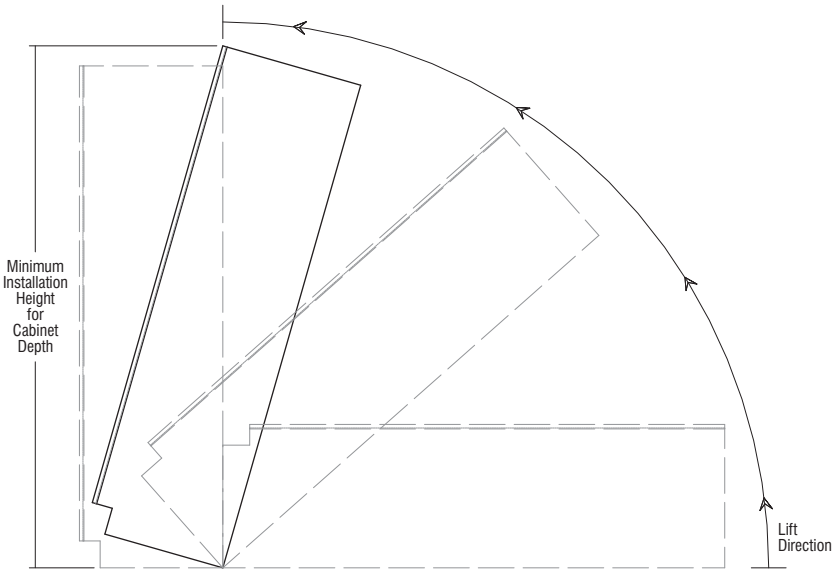

Height of ceiling needs to be considered for installation of tall cabinets. Cabinet height below includes toekick area:

Cabinet Height	Minimum Installation Height for Cabinet Depth				
	12″	15″	18″	21″	24″
84″	84 7/8″	85 11/32″	85 15/16″	86 19/32″	87 3/8″
87″	87 27/32″	88 5/16″	88 27/32″	89 1/2″	90 1/4″
90″	90 13/16″	91 1/4″	91 13/16″	92 7/16″	93 5/32″
93″ *	89 5/16″	89 25/32″	90 5/16″	90 31/32″	91 23/32″
96″ *	92 5/16″	92 3/4″	93 9/32″	93 29/32″	94 5/8″

*Separate pedestal base included with cabinet to be installed after cabinet is in an upright position.

DESIGN CHECKLIST

CONSTRUCTION OPTIONS

Consider exposed end options:

- ☐ Modify exposed cabinet ends to FPEB.
- ☐ Apply 1/4″ skin to hide 1/4″ reveal. This will allow the ends to age uniformly with the rest of the kitchen and will make it flush.
- ☐ Apply decorative door kit BESDD, WESDD, TESDD. This kit includes 1/4″ skin, decorative doors, and screws for field installation.

WOOD AND FINISH CHARACTERISTICS

Review specific details with the customer:

- ☐ Mineral Streaks, Birdseye Dots, Grain Variations.
- ☐ Color Variations/Darkening.
- ☐ Finish Variations (Glazes are "consistently inconsistent"), hairline cracks may develop at frame joints on painted frame.
- ☐ Underside of cabinets are natural maple laminate. Use light rail or cabinet panel edge and skin to hide, especially when designing with peninsula wall cabinets.

SMART SOLUTIONS™

Review storage and usage needs with Customer. See page 30 for complete chart.

- ☐ Cooking Solutions:
  - Wall Spice Pull-out Kit
- ☐ Storage Solutions:
  - SuperCabinet™
  - Peg Dish Organizer
  - Wall Message Center
- ☐ Clean-up Center:
  - Base Wastebasket

CLEARANCES

- ☐ Add fillers between end cabinets and walls on full overlay door styles.
- ☐ Allow space between door/window trim and end cabinets for countertop and top moulding overhang.
- ☐ Include refrigerator door hinges in overall refrigerator height when placing cabinets above it.

Maintain a minimum clearance of 3″ by pulling blind corners as follows:

- ☐ Full Overlay: 1 1/4″, Standard Overlay 1/2″. (More is needed in certain situations such as when adjacent to an appliance or when using oversized pulls or knobs.)
- ☐ Allow sufficient clearance (3″) on each side of accessory cabinets (such as roll-out trays, etc). Doors on these cabinets must open fully for accessories to be functional.
- ☐ Ensure the height between the cooktop and range hood is 24″ to meet NKBA guidelines.

Qualify customer carefully on upper cabinet/microwave advantages/disadvantages as follows:

- ☐ Minimum of 18″ from cooktop to upper cabinet/above the range microwave which allows for easy access to either, but less room over back burner.
- ☐ Minimum of 21″ from cooktop to upper cabinet/microwave which allows for access to large pots on back burner of cooktop, but longer reach to microwave.

FILLERS

- ☐ Place fillers toward end of run where least conspicuous if needed.
- ☐ Attach overlay fillers on top of the base, wall, or tall fillers when using full overlay door styles to maintain a consistent reveal. Don't forget to include blind corner fillers.
- ☐ Add a filler at least 6″ wide to accommodate a decorative onlay when the filler is used as valance.

VARYING HEIGHTS AND DEPTHS

- ☐ Also increase the depth of a wall cabinet run when you increase the height (so moulding on adjacent cabinet will kill into the side of the taller cabinet).
- ☐ Skin the sides of tall cabinets to 1) hide the seam between the toekick pedestal and the cabinet, 2) keep adjacent base and wall cabinets out from reveal of tall cabinet.
- ☐ Add increased depth on tall end panels for a built-in look for deep refrigerators.
- ☐ Account for the additional support needed for wall cabinets with a depth of 18″ or greater. This can be achieved by installing a soffit or end panels.

MATCHING INTERIOR CABINETS/GLASS OPTIONS

- ☐ Verify cut-for-glass or mullion door option is available on desired cabinet size. (See pages 15-16 for available cut-for-glass/mullion door sizes.)
- ☐ Verify glass insert option is available for desired cut-for-glass door size chosen.
- ☐ Verify matching interior option has been selected for all open or glass cabinets.
- ☐ Use light rail and skin to hide color variation between bottom of cabinets with and without matching interior.
- ☐ Verify mullion door lite grid matches customer expectations.

MOULDINGS

- ☐ Verify correct amount of crown moulding has been ordered.
- ☐ Order toekick caps.
- ☐ Order extra scribe.

ISLANDS AND PENINSULAS

- ☐ Consider standard height bars are 34 1/2″ tall and require 19″ knee space. Raised bars are 42″ tall.
- ☐ Consider base peninsula cabinets (P) are 24″ deep and require 12″ of knee space. Use back panels/doors to flush non-P cabinets with P cabinets.
- ☐ Use outside corner moulding if a skin is exposed on the back of the island.

APPLIANCES

- ☐ Note for all consumers, appliances are not included with any cabinetry product.
- ☐ Do not place dishwashers next to diagonal front cabinet (interference) or next to a range (no countertop support).
- ☐ Verify refrigerator door has enough clearance to open beyond 90 degrees so refrigerator drawers can be utilized. Refer to appliance manufacturer's specs.
- ☐ Add TF696FH, as it may be required to frame around built-in microwave ovens and other built-in items. Refer to appliance manufacturer's specs.
- ☐ Order appliance panels.

SPECIAL CONSIDERATIONS

- ☐ Consider V-groove skins and/or decorative doors on exposed cabinet sides in glazed kitchen.

MISCELLANEOUS

- ☐ Order full size touch-up kit (mini touch-up kit included with standard sink base).

kitchen planning guidelines

DOOR/ENTRY
- Door opening should be at least 32″ wide, requiring a minimum 2′ 10″ wide door.

DOOR INTERFERENCE
- Entry door should not interfere with safe appliance operation or appliance doors.

DISTANCE BETWEEN WORK CENTERS
- With three work centers, the total distance traveled should not be more than 26′ with no single leg of the triangle less than 4′ or more than 9′.
- With more than three work centers, each additional travel distance to another work center should be no less than 4′ or more than 9′. Each leg is measured from the center-front of the appliance/sink. No work triangle leg should intersect an island/peninsula by more than 12″.

SEPARATING WORK CENTERS
- A tall obstacle should not separate two primary work centers. A properly recessed tall corner unit is acceptable.

WORK TRIANGLE TRAFFIC
- Major traffic patterns should not cross through the basic work triangle.

WORK AISLE
- The work aisle should be at least 42″ for one cook and at least 48″ for multiple cooks.

WALKWAY
- The walkway width should be at least 36″.

TRAFFIC CLEARANCE AT SEATING
- Allow 32″ of clearance from the table to wall/obstacle if no traffic passes behind a seated diner. If traffic passes behind the diner, allow at least 36″ to edge past or 44″ to walk past.

SEATING CLEARANCE
- 30″ high tables/counters should allow a 24″ wide by 18″ deep space for each seated diner and at least 18″ knee space.
- 36″ high counters should allow a 24″ wide by 15″ deep space for each seated diner and at least 15″ kneespace.
- 42″ high counters should allow a 24″ wide by 12″ deep space for each seated diner and at least 12″ kneespace.

CLEAN-UP/PREP SINK PLACEMENT
- With only one sink, locate it adjacent to or across from the cooking surface and refrigerator.

CLEAN-UP/PREP SINK LANDING AREA
- Include at least a 24″ wide landing space on one side of the sink and 18″ on the other.
- If all the countertop at the sink is not the same height, plan a 24″ landing space on one side of the sink and 3″ of countertop frontage on the other, both at the same height of the sink.

PREPARATION/WORK AREA
- Include a section of countertop at least 36″ wide x 24″ deep next to the sink for a work area.

DISHWASHER PLACEMENT
- Nearest edge of dishwasher should be within 36″ of nearest edge of sink. Provide at least 21″ of standing space between the edge of the dishwasher and countertop frontage/appliances/cabinets which are placed at a right angle to the dishwasher.

WASTE RECEPTACLES
- Include at least 2 waste receptacles, one near the sink and the other nearby for recycling.

AUXILIARY SINK
- Provide at least 3″ of countertop frontage on one side of the auxiliary sink and 18″ on the other side, both at the same height as the sink.

REFRIGERATOR LANDING AREA
- Include at least 15″ of landing area on the handle side of the refrigerator, 15″ on either side of a side-by-side refrigerator, 15″ of landing space which is no more than 48″ across from the front of the refrigerator, and 15″ above or adjacent to any under-counter style refrigerator.

COOKING SURFACE LANDING AREA
- Include a minimum of 12″ of landing area on one side of the cooking surface and 15″ on the other.
- If cooking surface is at a different countertop height than the rest of the kitchen, then the 12″ and 15″ landing areas must be the same height as the cooking surface.
- For safety reasons, in an island or peninsula situation, the countertop should extend a minimum of 9″ behind the cooking surface if the counter height is the same height as the cooking surface.

COOKING SURFACE CLEARANCE
- Allow 24″ between the cooking surface and a protected noncombustible surface above it.
- At least 30″ of clearance is required between the cooking surface and an unprotected/combustible surface above it.
- If a microwave/hood combination is used, then the manufacturer's specifications should be followed.

COOKING SURFACE VENTILATION
- A correctly sized, ducted ventilation system is recommended for all cooking surface appliances. The recommended minimum is 150 CFM.
- Code requires that the manufacturer's specifications be followed. Minimum exhaust rate for a ducted hood is 100 CFM and must be ducted to the outside.
- Make-up air may need to be provided. Refer to local codes.

COOKING SURFACE SAFETY
- Do not locate cooking surface under an operable window.
- Window treatments above cooking surface should not use flammable materials.
- Place a fire extinguisher near the kitchen exit away from cooking equipment.

MICROWAVE OVEN PLACEMENT
- The ideal location for the bottom of the microwave is 3″ below the principle user's shoulder, but no more than 54″ above the floor.

MICROWAVE LANDING AREA
- Provide at least 15″ above, below, or adjacent to the handle side of a microwave oven.

OVEN LANDING AREA
- Include at least 15″ next to or above the oven.
- A 15″ landing area that is not more than 48″ away is also acceptable as long as the oven does not open into a walkway.

COMBINING LANDING AREAS
- If two landing areas are adjacent to one another, determine a new minimum for the two by taking the longer of the two and adding 12″.

continued

kitchen planning guidelines (continued)

COUNTERTOP SPACE
- A total of 158″ of countertop frontage, 24″ deep, with at least 15″ clearance above is needed to accommodate all landing, preparation, work, and storage areas.

COUNTERTOP EDGES
- Clipped or round corners, rather than sharp edges, are recommended on all counters.

STORAGE
- The recommended total shelf/drawer frontage for a small kitchen (less than 150 square feet) is 1400″, for a medium kitchen (151 to 350 square feet) is 1700″, and for a large kitchen (greater than 350 square feet) is 2000″.

Sizes:	S	M	L
Wall	300″	360″	360″
Base	520″	615″	660″
Drawer	360″	400″	525″
Pantry	180″	230″	310″
Misc.	40″	95″	145″

- The totals for wall, base, drawer, and pantry shelf/drawer frontage can be adjusted upward or downward as long as the recommended total stays the same.

STORAGE AT CLEAN-UP/PREP SINK
- The recommended total for a small kitchen is 400″, a medium kitchen is 480″, a large kitchen is 560″, and should be located within 72″ of the centerline of the main clean-up/prep sink.

CORNER CABINET STORAGE
- At least one corner cabinet should include a functional storage device.

ELECTRICAL RECEPTACLES
- GFCI (Ground-Fault-Circuit-Interrupter) protection is required on all receptacles servicing countertop surfaces within the kitchen.

LIGHTING
- Every work surface should be well illuminated. At least one wall switch-controlled light must be placed at the entrance.
- Window/skylight area, equal to at least 8% of the total square footage of the kitchen, or a total living space which includes a kitchen, is required.

bathroom planning guidelines

DOOR/ENTRY
- Doorway opening should be at least 32″, requiring a minimum 2′ 10″ wide door.

DOOR INTERFERENCE
- The door area should include clear floor space for maneuvering which varies according to the type of door and the direction of the approach.

CEILING HEIGHT
- Bathroom floor to ceiling minimum height is 80″. A shower or tub with a shower head shall have a minimum floor to ceiling height of 80″ above a minimum area 30″ x 30″ at the shower head.

CLEAR SPACE
- Plan a clear space of 30″ from the front edge of all fixtures to any opposite bath fixture, wall, or obstacle.
- A minimum space of at least 21″ is required in front of a lavatory, toilet, bidet, and tub, with a 24″ minimum space in front of a shower entry.

SINGLE LAVATORY PLACEMENT
- The distance from the centerline of the lavatory to the sidewall/tall obstacle should be at least 20″.
- The minimum distance required is 15″. The minimum distance required between a wall and the edge of a lavatory is 4″.

DOUBLE LAVATORY PLACEMENT
- The distance between the centerlines of two lavatories should be at least 36″.
- The minimum distance required is 30″.
- The minimum distance required between the edges of two lavatories is 4″.

LAVATORY/VANITY HEIGHT
- The height for a lavatory varies from 32″ to 43″ to fit the user.

COUNTERTOP EDGES
- Clipped or round corners, rather than sharp edges, are recommended on all counters.

SHOWER SIZE
- The interior shower size should be at least 36″ x 36″. The minimum interior shower size required is 30″ x 30″.

STORAGE
- Provide adequate, accessible storage for toiletries, bath linens, grooming and general bathroom supplies.
- Storage of frequently used items should be 15″ to 48″ above floor.

ELECTRICAL RECEPTACLES
- All GFCI receptacles should be located at electrical appliance points of use.

Load bearing floors and shelves can support 15 lbs. per square foot. Warranty does not cover overloading beyond this point.

To view a complete and updated list of the NKBA Guidelines, visit https://media.nkba.org/uploads/2022/05/Kitchen-Planning-Guidelines.pdf

© Copyright 2007 National Kitchen & Bath Association

SMART SOLUTIONS™ REFERENCE CHART

Wall Cabinets	Description	3″	6″	9″	12″	15″	18″	21″	24″	27″	30″	33″	36″	39″	42″	45″	48″	Page
WBC_ _ _ PO, WBC _ _ _ POOL	Wall Box Column Pull-outs	•	•															54
WMC _ _ L or R	Wall Message Center	•																56
WSP_ _ _ _	Wall Spice Pull-outs			•	•													54
WWX _ _ _ _	Wall Wine X				•	•	•	•	•									55
Base Cabinets	**Description**	**3″**	**6″**	**9″**	**12″**	**15″**	**18″**	**21″**	**24″**	**27″**	**30″**	**33″**	**36″**	**39″**	**42″**	**45″**	**48″**	**Page**
B2D _ _ RT	Base Two Drawer w/Roll Tray								•		•		•					79
B3D _ _ WTCD	Base Three Drawer w/Wood Tiered Cutlery Divider					•	•	•	•									79
B4D _ _ WTCD	Base Four Drawer w/Wood Tiered Cutlery Divider					•	•	•	•									80
B _ _ MIXFH L or R	Base w/Mixer Shelf, Full Height Door						•	•	•									68
B_ _TDRO L or R	Base w/Tray Divider Roll-out				•	•												67
BBC_PO, BBC _ POOL	Base Box Column Pull-outs	•	•															82
BPP_ _	Base Pantry Pull-outs			•	•													81
BPP _ _ U	Base Pantry Pull-out w/Utensil Canisters			•	•													82
BPP _ _ UK	Base Pantry Pull-out w/Utensil Canisters, Knife Block				•	•												82
BSC_ _RP, BSC _ _ PR, BSC _ _ PRP	Base SuperCabinet™										•		•					66
BWB_ _	Base Wastebasket					•	•	•										80
BWB_ _FH	Base Wastebasket Full Height					•	•	•										81
SB_ _CM	Sink Base with CabMat™										•	•	•					69
SB _ _ TOCM	Sink Base w/Tip-out Tray w/CabMat™										•	•	•					70
SBSC _ _ TO	Sink Base SuperCabinet™ w/Tip-out Tray												•					71
SBSC _ _ TOCM	Sink Base SuperCabinet™ w/Tip-out Tray, CabMat™												•					71
SBTA _ _ CM	Sink Base w/Tall Apron w/CabMat™										•	•	•					73
Vanity Cabinets	**Description**	**3″**	**6″**	**9″**	**12″**	**15″**	**18″**	**21″**	**24″**	**27″**	**30″**	**33″**	**36″**	**39″**	**42″**	**45″**	**48″**	**Page**
L1D1884 L or R	Linen Tall w/Drawer						•											121

• Available widths

TABLE OF CONTENTS – WALL CABINETS

Wall Cabinets 12" High 32
Wall Cabinets 15" High 33
Wall Cabinets 18" High 35
Wall Cabinets 21" High 36
Wall Cabinets 24" High 37
Wall Cabinets 27" High 38
Wall Cabinets 30", 33", or 36" High 39
Wall Cabinets 39" or 42" High 41
Wall Stacked Cabinets 43
Wall Three Drawer Cabinets 45
Wall Blind Cabinets 46
Wall Corner Cabinets 47
Wall Organization and Specialty Cabinets 51
Wood Hoods and Blowers 57

WALL CABINET NOMENCLATURE

All Wall Cabinets are 12″ deep unless otherwise noted.

W361824

Cabinet Type — Cabinet Width — Cabinet Height — Cabinet Depth

DOOR OPTIONS

Mod.	Description
CG, CG.B, CG.T	Cut-for-glass Door
CM, CM.B, CM.T	Classic Mullion Door
MFO	Modified Full Overlay

CONSTRUCTION UPGRADES

Mod.	Description
APC	All- plywood Construction
PE	Plywood Ends

NON SOFT-CLOSE OPTIONS

Mod.	Description
NSCH	Non Soft-close Hinge

MODIFICATIONS GRID KEY

Mod.	Description
•	Available
STD	Standard on these cabinets
5 DAY	5 Day Express Response Item

CUSTOM MODIFICATIONS

Mod.	Description
ADDTK*	Add Toekick
CBO	Cabinet Box Only
CCO	Cabinet Case Only
CD	Change Depth
CFNTO	Cabinet Front Only
CFRMO	Cabinet Face Frame Only
CND	Cabinet No Door
DDE	Decorative Door on End
FB	Finished End, Both
FPEB	Furniture Plywood End, Both
MIP	Matching Interior Plywood
P	Peninsula

*ADDTK available with compatible toekick modifications.

When varying heights, make sure to also vary depths to allow moulding to end into adjacent side of cabinet. Vary depths at least 3" when varying heights.

Use FPEB modification or apply an end panel skin to create a flush end on the side of a wall cabinet if installed at the end of a run for ease of moulding installation.

FPEB modification is recommended for non-stacking applications. Use a 1/4" skin for stacking applications.

WALL, 12″ HIGH

12”, 15”, 18”, 21”, or 24”

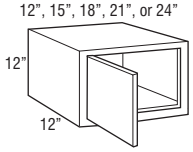

Price Column	1	2	3	4	5
W1212 L or R	290	305	320	342	377
W1512 L or R	317	333	350	374	412
W1812 L or R	345	362	380	407	447
W2112 L or R	372	390	410	439	483
W2412 L or R	399	419	440	471	518

Custom Modifications

ADDTK	CBO	CCO	CD	CFNTO	CFRMO	CND	DDE	FB	FPEB	MIP	P
•[1]		•	•	•	•		•	•	•	•	•

Construction Upgrades

APC	PE
•	•

Door Options

CG	CG.B	CG.T	CM	CM.B	CM.T	MFO
•						•

Non Soft-close Options

NSCH
•

[1] Not available on 21″ or 24″ wide

WALL, 12″ HIGH

24”, 27”, 30”, 31½”, 33”, 36”, or 37”

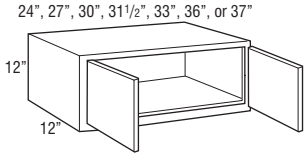

39”

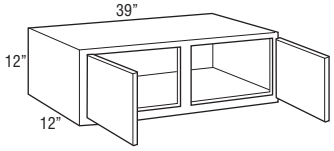

42”, 45”, or 48”

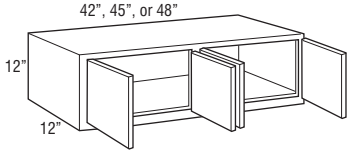

W2412	426	447	469	502	552
W2712	459	482	506	542	596
W3012	493	518	543	581	640
W31.512	510	535	562	601	661
W3312	527	553	580	621	683
W3612	560	588	618	661	727
W3712	571	600	630	674	741
W3912	594	623	655	700	770
W4212-4	711	747	784	839	923
W4512-4	745	782	821	879	967
W4812-4	779	818	858	918	1010

Custom Modifications

ADDTK	CBO	CCO	CD	CFNTO	CFRMO	CND	DDE	FB	FPEB	MIP	P
•		•	•	•	•		•	•	•	•	•

Construction Upgrades

APC	PE
•	•

Door Options

CG	CG.B	CG.T	CM	CM.B	CM.T	MFO
•						•

Non Soft-close Options

NSCH
•

WALL TOP HINGE, 12″ HIGH

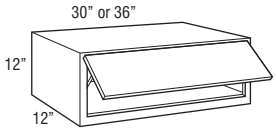

Price Column	1	2	3	4	5
WTH3012	591	620	651	697	767
WTH3612	671	705	740	792	871

- 30″-36″ wide use non-standard configuration doors. See Door Style Specifications page in Door Style section for details on doors with grain pattern exceptions.
- Cabinet may utilize one or two lift mechanisms depending on door size and weight. Door lift mechanism tension can be field adjusted.
- Lift mechanisms and mounting brackets will be visible if used with transparent textured glass.
- Lift mechanism not available for order for field installation, only available factory installed.
- When textured glass is ordered for use in wall top hinge cabinets, glass design will be turned horizontally and may match desired pattern.
- Door will open a maximum of 107° due to hinges. For applications close to a ceiling, door angle can be restricted to 86° with a Hinge Angle Restriction Clip (HNGRESCLIP, see page 155).

Custom Modifications

ADDTK	CBO	CCO	CD	CFNTO	CFRMO	CND	DDE	FB	FPEB	MIP	P
			•		•		•	•	•	•	

Construction Upgrades

APC	PE
•	•

Door Options

CG	CG.B	CG.T	CM	CM.B	CM.T	MFO
•						•

Non Soft-close Options

NSCH

WALL, 12″ HIGH, 24″ DEEP

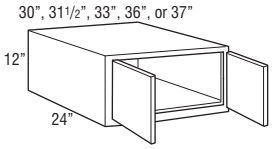

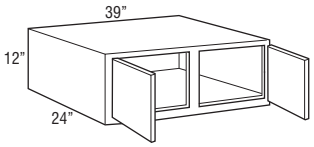

W301224	560	588	618	661	727
W31.51224	577	606	636	681	749
W331224	594	623	655	700	770
W361224	627	659	692	740	814
W371224	639	670	704	753	829
W391224	661	694	729	780	858

- 24″ deep cabinets must be fully supported by screws installed in a structural member in the ceiling or soffit, and into adjacent cabinets or tall panels.
- Load limit is 15 lbs. per square foot of load bearing surface.

Custom Modifications

ADDTK	CBO	CCO	CD	CFNTO	CFRMO	CND	DDE	FB	FPEB	MIP	P
•		•	•	•	•		•	•	•	•	

Construction Upgrades

APC	PE
•	•

Door Options

CG	CG.B	CG.T	CM	CM.B	CM.T	MFO
•						•

Non Soft-close Options

NSCH
•

WALL, 15″ HIGH

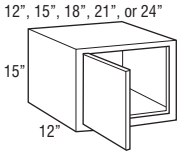

W1215 L or R	317	333	350	374	412
W1515 L or R	345	362	380	407	447
W1815 L or R	372	390	410	439	483
W2115 L or R	399	419	440	471	518
W2415 L or R	426	448	470	503	553

Custom Modifications

ADDTK	CBO	CCO	CD	CFNTO	CFRMO	CND	FB	FPEB	MIP	P
•[1]		•	•	•	•		•	•	•	•

Construction Upgrades

APC	PE
•	•

Door Options

CG	CG.B	CG.T	CM	CM.B	CM.T	MFO
•			•[2]			•

Non Soft-close Options

NSCH
•

[1] Not available on 21″ or 24″ wide
[2] Not available on 12″ wide

WALL, 15″ HIGH

24”, 27”, 30”, 31½”, 33”, 36”, or 37”

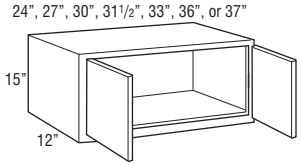

39”, or 42”

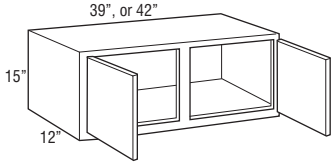

42”, 45”, or 48”

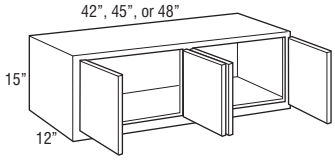

Price Column	1	2	3	4	5
W2415	459	482	506	542	596
W2715	493	518	543	581	640
W3015	527	553	580	621	683
W31.515	543	570	599	641	705
W3315	560	588	618	661	727
W3615	594	623	655	700	770
W3715	605	635	667	714	785
W3915	627	659	692	740	814
W4215	661	694	729	780	858
W4215-4	745	782	821	879	967
W4515-4	779	818	858	918	1010
W4815-4	812	853	895	958	1054

Custom Modifications

ADDTK	CBO	CCO	CD	CFNTO	CFRMO	CND	DDE	FB	FPEB	MIP	P
•[1]		•	•	•	•		•	•	•	•	•

Construction Upgrades

APC	PE
•	•

Door Options

CG	CG.B	CG.T	CM	CM.B	CM.T	MFO
•			•[2]			•

Non Soft-close Options

NSCH
•

[1] Not available on W4215
[2] Not available on 37″, 42″, or 45″ wide

WALL TOP HINGE, 15″ HIGH

30” or 36”

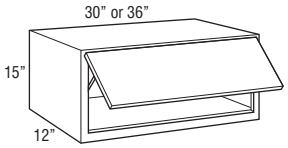

WTH3015	631	663	696	744	819
WTH3615	712	747	785	840	923

- 30″-36″ wide use non-standard configuration doors. See Door Style Specifications page in Door Style section for details on doors with grain pattern exceptions.
- Cabinet may utilize one or two lift mechanisms depending on door size and weight. Door lift mechanism tension can be field adjusted.
- Lift mechanisms and mounting brackets will be visible if used with transparent textured glass.
- Lift mechanism not available for order for field installation, only available factory installed.
- When textured glass is ordered for use in wall top hinge cabinets, glass design will be turned horizontally and may match desired pattern.
- Door will open a maximum of 107° due to hinges. For applications close to a ceiling, door angle can be restricted to 86° with a Hinge Angle Restriction Clip (HNGRESCLIP, see page 155).

Custom Modifications

ADDTK	CBO	CCO	CD	CFNTO	CFRMO	CND	DDE	FB	FPEB	MIP	P
			•		•		•	•	•	•	

Construction Upgrades

APC	PE
•	•

Door Options

CG	CG.B	CG.T	CM	CM.B	CM.T	MFO
•						•

Non Soft-close Options

NSCH

WALL , 15″ HIGH, 24″ DEEP

30”, 31½”, 33”, 36”, or 37”

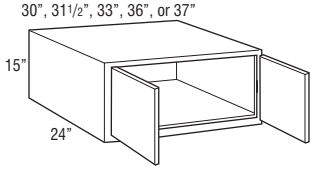

39”

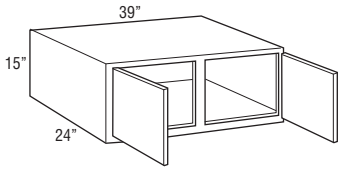

W301524	594	623	655	700	770
W31.51524	611	641	673	720	792
W331524	627	659	692	740	814
W361524	661	694	729	780	858
W371524	672	706	741	793	872
W391524	695	729	766	819	901

- 24″ deep cabinets must be fully supported by screws installed in a structural member in the ceiling or soffit, and into adjacent cabinets or tall panels.
- Load limit is 15 lbs. per square foot of load bearing surface.

Custom Modifications

ADDTK	CBO	CCO	CD	CFNTO	CFRMO	CND	DDE	FB	FPEB	MIP	P
•		•	•	•	•		•	•	•	•	

Construction Upgrades

APC	PE
•	•

Door Options

CG	CG.B	CG.T	CM	CM.B	CM.T	MFO
•			•[1]			•

Non Soft-close Options

NSCH
•

[1] Not available on 37″ wide

WALL, 18″ HIGH

12”, 15”, 18”, 21”, or 24”

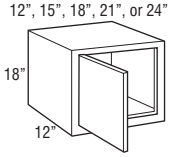

Price Column	1	2	3	4	5
W1218 L or R	345	362	380	407	447
W1518 L or R	372	390	410	439	483
W1818 L or R	399	419	440	471	518
W2118 L or R	426	448	470	503	553
W2418 L or R	454	476	500	535	588

Custom Modifications

ADDTK	CBO	CCO	CD	CFNTO	CFRMO	CND	DDE	FB	FPEB	MIP	P
•		•	•	•	•		•	•	•	•	•

Construction Upgrades

APC	PE
•	•

Door Options

CG	CG.B	CG.T	CM	CM.B	CM.T	MFO
•			•[1]			•

Non Soft-close Options

NSCH
•

[1] Not available on 12″ wide

WALL, 18″ HIGH

24”, 27”, 30”, 31½”, 33”, 36”, or 37”

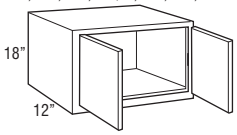

39”, 42”, 45”, or 48”

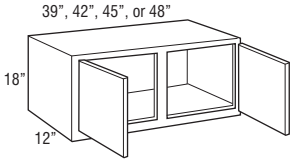

W2418	493	518	543	581	640
W2718	527	553	580	621	683
W3018	560	588	618	661	727
W31.518	577	606	636	681	749
W3318	594	623	655	700	770
W3618	627	659	692	740	814
W3718	639	670	704	753	829
W3918	661	694	729	780	858
W4218	695	729	766	819	901
W4518	728	765	803	859	945
W4818	762	800	840	899	988

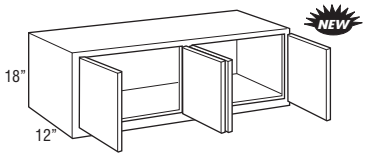

W4818-4	846	888	932	998	1097

Custom Modifications

ADDTK	CBO	CCO	CD	CFNTO	CFRMO	CND	DDE	FB	FPEB	MIP	P
•		•	•	•	•		•	•	•	•	•

Construction Upgrades

APC	PE
•	•

Door Options

CG	CG.B	CG.T	CM	CM.B	CM.T	MFO
•			•[1]			•

Non Soft-close Options

NSCH
•

[1] Not available on 37″ wide

WALL TOP HINGE, 18″ HIGH

30” or 36”

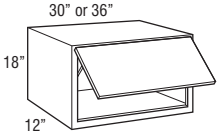

WTH3018	671	705	740	792	871
WTH3618	752	790	829	887	976

- 30″-36″ wide use non-standard configuration doors. See Door Style Specifications page in Door Style section for details on doors with grain pattern exceptions.
- Cabinet may utilize one or two lift mechanisms depending on door size and weight. Door lift mechanism tension can be field adjusted.
- Lift mechanisms and mounting brackets will be visible if used with transparent textured glass.
- Lift mechanism not available for order for field installation, only available factory installed.
- When textured glass is ordered for use in wall top hinge cabinets, glass design will be turned horizontally and may match desired pattern.
- Door will open a maximum of 107° due to hinges. For applications close to a ceiling, door angle can be restricted to 86° with a Hinge Angle Restriction Clip (HNGRESCLIP, see page 155).

Custom Modifications

ADDTK	CBO	CCO	CD	CFNTO	CFRMO	CND	DDE	FB	FPEB	MIP	P
			•		•		•	•	•	•	

Construction Upgrades

APC	PE
•	•

Door Options

CG	CG.B	CG.T	CM	CM.B	CM.T	MFO
•						•

Non Soft-close Options

NSCH

WALL, 18″ HIGH, 24″ DEEP

30”, 31½”, 33”, 36”, or 37”

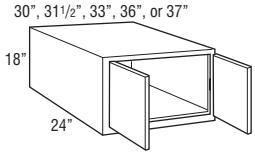

39”

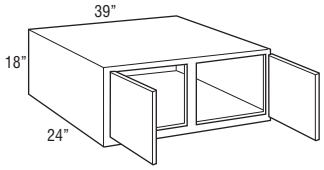

Price Column	1	2	3	4	5
W301824	627	659	692	740	814
W31.51824	644	676	710	760	836
W331824	661	694	729	780	858
W361824	695	729	766	819	901
W371824	706	741	778	833	916
W391824	728	765	803	859	945

- 24″ deep cabinets must be fully supported by screws installed in a structural member in the ceiling or soffit, and into adjacent cabinets or tall panels.
- Load limit is 15 lbs. per square foot of load bearing surface.

Custom Modifications

ADDTK	CBO	CCO	CD	CFNTO	CFRMO	CND	DDE	FB	FPEB	MIP	P
•		•	•	•	•		•	•	•	•	

Construction Upgrades

APC	PE
•	•

Door Options

CG	CG.B	CG.T	CM	CM.B	CM.T	MFO
•			•[1]			•

Non Soft-close Options

NSCH
•

[1] Not available on 37″ wide

WALL, 21″ HIGH

12”, 15”, 18”, 21”, or 24”

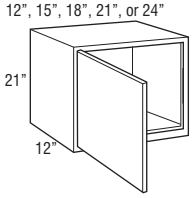

W1221 L or R	372	390	410	439	483
W1521 L or R	399	419	440	471	518
W1821 L or R	426	448	470	503	553
W2121 L or R	454	476	500	535	588
W2421 L or R	481	505	530	567	624

Custom Modifications

ADDTK	CBO	CCO	CD	CFNTO	CFRMO	CND	DDE	FB	FPEB	MIP	P
•		•	•	•	•		•	•	•	•	•

Construction Upgrades

APC	PE
•	•

Door Options

CG	CG.B	CG.T	CM	CM.B	CM.T	MFO
•			•[1]			•

Non Soft-close Options

NSCH
•

[1] Not available on 12″ wide

WALL, 21″ HIGH

24”, 27”, 30”, 31½”, 33”, 36”, or 37”

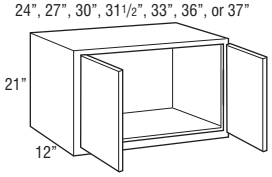

39”, 42”, 45”, or 48”

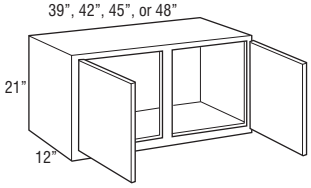

W2421	527	553	580	621	683
W2721	560	588	618	661	727
W3021	594	623	655	700	770
W31.521	611	641	673	720	792
W3321	627	659	692	740	814
W3621	661	694	729	780	858
W3721	672	706	741	793	872
W3921	695	729	766	819	901
W4221	728	765	803	859	945
W4521	762	800	840	899	988
W4821	795	835	877	938	1032

Custom Modifications

ADDTK	CBO	CCO	CD	CFNTO	CFRMO	CND	DDE	FB	FPEB	MIP	P
•		•	•	•	•		•	•	•	•	•

Construction Upgrades

APC	PE
•	•

Door Options

CG	CG.B	CG.T	CM	CM.B	CM.T	MFO
•			•[1]			•

Non Soft-close Options

NSCH
•

[1] Not available on 37″ wide

WALL TOP HINGE, 21″ HIGH

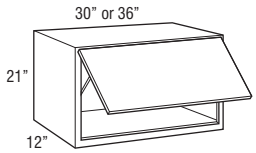

Price Column	1	2	3	4	5
WTH3021	712	747	785	840	923
WTH3621	792	832	873	935	1028

- 30″-36″ wide use non-standard configuration doors. See Door Style Specifications page in Door Style section for details on doors with grain pattern exceptions.
- Lid stay hinge will be installed on the left side of the cabinet.
- Cabinet may utilize one or two lift mechanisms depending on door size and weight. Door lift mechanism tension can be field adjusted.
- Lift mechanisms and mounting brackets will be visible if used with transparent textured glass.
- Lift mechanism not available for order for field installation, only available factory installed.
- When textured glass is ordered for use in wall top hinge cabinets, glass design will be turned horizontally and may match desired pattern.
- Door will open a maximum of 107° due to hinges. For applications close to a ceiling, door angle can be restricted to 86° with a Hinge Angle Restriction Clip (HNGRESCLIP, see page 155).

Custom Modifications

ADDTK	CBO	CCO	CD	CFNTO	CFRMO	CND	DDE	FB	FPEB	MIP	P
			•		•		•	•	•	•	

Construction Upgrades

APC	PE
•	•

Door Options

CG	CG.B	CG.T	CM	CM.B	CM.T	MFO
•						•

Non Soft-close Options

NSCH

WALL, 21″ HIGH, 24″ DEEP

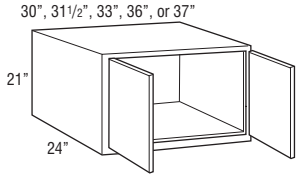

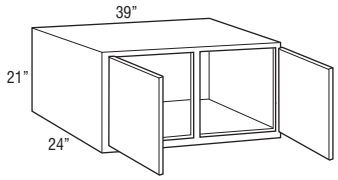

W302124	661	694	729	780	858
W31.52124	678	712	747	800	879
W332124	695	729	766	819	901
W362124	728	765	803	859	945
W372124	739	776	815	872	959
W392124	762	800	840	899	988

- 24″ deep cabinets must be fully supported by screws installed in a structural member in the ceiling or soffit, and into adjacent cabinets or tall panels.
- Load limit is 15 lbs. per square foot of load bearing surface.

Custom Modifications

ADDTK	CBO	CCO	CD	CFNTO	CFRMO	CND	DDE	FB	FPEB	MIP	P
•		•	•	•	•		•	•	•	•	

Construction Upgrades

APC	PE
•	•

Door Options

CG	CG.B	CG.T	CM	CM.B	CM.T	MFO
•			•[1]			•

Non Soft-close Options

NSCH
•

[1] Not available on 37″ wide

WALL, 24″ HIGH

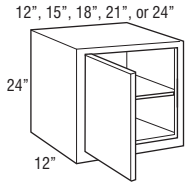

W1224 L or R	399	419	440	471	518
W1524 L or R	426	448	470	503	553
W1824 L or R	454	476	500	535	588
W2124 L or R	481	505	530	567	624
W2424 L or R	508	533	560	599	659

Custom Modifications

ADDTK	CBO	CCO	CD	CFNTO	CFRMO	CND	DDE	FB	FPEB	MIP	P
•	•	•	•	•	•		•	•	•	•	•

Construction Upgrades

APC	PE
•	•

Door Options

CG	CG.B	CG.T	CM	CM.B	CM.T	MFO
•			•[1]			•

Non Soft-close Options

NSCH
•

[1] Not available on 12″ wide

WALL, 24″ HIGH

24”, 27”, 30”, 31½”, 33”, 36”, or 37”

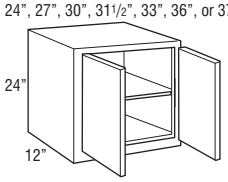

39”, 42”, 45”, or 48”

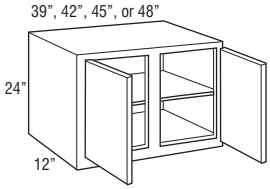

Price Column	1	2	3	4	5
W2424	560	588	618	661	727
W2724	594	623	655	700	770
W3024	627	659	692	740	814
W31.524	644	676	710	760	836
W3324	661	694	729	780	858
W3624	695	729	766	819	901
W3724	706	741	778	833	916
W3924	728	765	803	859	945
W4224	762	800	840	899	988
W4524	795	835	877	938	1032
W4824	829	870	914	978	1076

Custom Modifications

ADDTK	CBO	CCO	CD	CFNTO	CFRMO	CND	DDE	FB	FPEB	MIP	P
•	•	•	•	•	•		•	•	•	•	•

Construction Upgrades

APC	PE
•	•

Door Options

CG	CG.B	CG.T	CM	CM.B	CM.T	MFO
•			•[1]			•

Non Soft-close Options

NSCH
•

[1] Not available on 37″ wide

WALL, 24″ HIGH, 24″ DEEP

30”, 31½”, 33”, 36”, or 37”

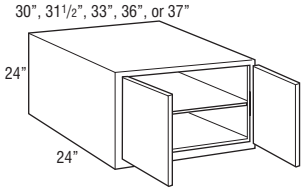

39”

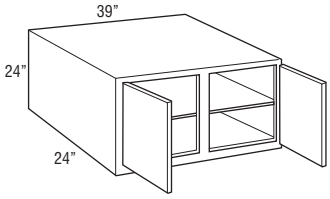

W302424	695	729	766	819	901
W31.52424	711	747	784	839	923
W332424	728	765	803	859	945
W362424	762	800	840	899	988
W372424	773	812	852	912	1003
W392424	795	835	877	938	1032

- 24″ deep cabinets must be fully supported by screws installed in a structural member in the ceiling or soffit, and into adjacent cabinets or tall panels.
- Shelf is 21″ deep on W392424 to allow for the shelf to be removed from the cabinet.
- Load limit is 15 lbs. per square foot of load bearing surface.

Custom Modifications

ADDTK	CBO	CCO	CD	CFNTO	CFRMO	CND	DDE	FB	FPEB	MIP	P
•	•	•	•	•	•		•	•	•	•	

Construction Upgrades

APC	PE
•	•

Door Options

CG	CG.B	CG.T	CM	CM.B	CM.T	MFO
•			•[1]			•

Non Soft-close Options

NSCH
•

[1] Not available on 37″ wide

WALL, 27″ HIGH

12”, 15”, 18”, 21”, or 24”

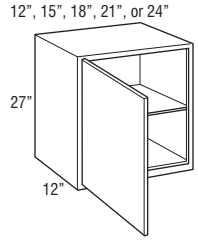

W1227 L or R	426	448	470	503	553
W1527 L or R	454	476	500	535	588
W1827 L or R	481	505	530	567	624
W2127 L or R	508	533	560	599	659
W2427 L or R	535	562	590	631	694

Custom Modifications

ADDTK	CBO	CCO	CD	CFNTO	CFRMO	CND	DDE	FB	FPEB	MIP	P
•	•	•	•	•	•		•	•	•	•	•

Construction Upgrades

APC	PE
•	•

Door Options

CG	CG.B	CG.T	CM	CM.B	CM.T	MFO
•			•[1]			•

Non Soft-close Options

NSCH
•

[1] Not available on 12″ wide

WALL, 27″ HIGH

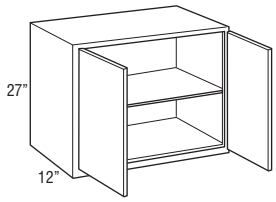



Price Column	1	2	3	4	5
W2427	594	623	655	700	770
W2727	627	659	692	740	814
W3027	661	694	729	780	858
W3327	695	729	766	819	901
W3627	728	765	803	859	945
W3727	739	776	815	872	959
W3927	762	800	840	899	988
W4227	795	835	877	938	1032
W4527	829	870	914	978	1076
W4827	863	906	951	1018	1119

Custom Modifications

ADDTK	CBO	CCO	CD	CFNTO	CFRMO	CND	DDE	FB	FPEB	MIP	P
•	•	•	•	•	•		•	•	•	•	•

Construction Upgrades

APC	PE
•	•

Door Options

CG	CG.B	CG.T	CM	CM.B	CM.T	MFO
•			•[1]			•

Non Soft-close Options

NSCH
•

[1] Not available on 37″ wide

WALL, 27″ HIGH, 24″ DEEP

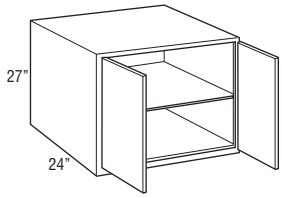

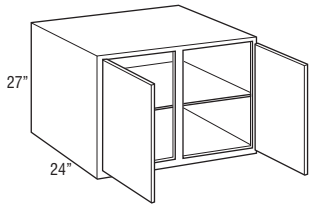

W302724	728	765	803	859	945
W332724	762	800	840	899	988
W362724	795	835	877	938	1032
W372724	807	847	889	952	1047
W392724	829	870	914	978	1076

- 24″ deep cabinets must be fully supported by screws installed in a structural member in the ceiling or soffit, and into adjacent cabinets or tall panels.
- Load limit is 15 lbs. per square foot of load bearing surface.

Custom Modifications

ADDTK	CBO	CCO	CD	CFNTO	CFRMO	CND	DDE	FB	FPEB	MIP	P
•	•	•	•	•	•		•	•	•	•	

Construction Upgrades

APC	PE
•	•

Door Options

CG	CG.B	CG.T	CM	CM.B	CM.T	MFO
•			•[1]			•

Non Soft-close Options

NSCH
•

[1] Not available on 37″ wide

WALL, 30″ HIGH

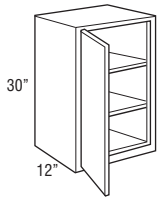

W930 L or R	426	448	470	503	553
W1230 L or R	454	476	500	535	588
W1530 L or R	481	505	530	567	624
W1830 L or R	508	533	560	599	659
W2130 L or R	535	562	590	631	694
W2430 L or R	562	590	620	663	730

Custom Modifications

ADDTK	CBO	CCO	CD	CFNTO	CFRMO	CND	DDE	FB	FPEB	MIP	P
•	•	•	•	•	•		•	•	•	•	•

Construction Upgrades

APC	PE
•	•

Door Options

CG	CG.B	CG.T	CM	CM.B	CM.T	MFO
•			•[1]			•

Non Soft-close Options

NSCH
•

[1] Not available on 9″ or 12″ wide

WALL, 30″ HIGH

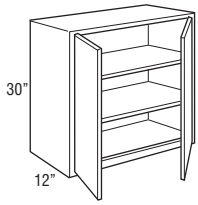

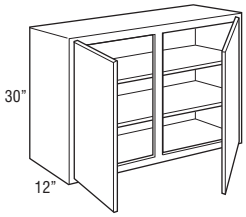

Price Column	1	2	3	4	5
W2430	627	659	692	740	814
W2730	661	694	729	780	858
W3030	695	729	766	819	901
W3330	728	765	803	859	945
W3630	762	800	840	899	988
W3930	795	835	877	938	1032
W4230	829	870	914	978	1076
W4530	863	906	951	1018	1119
W4830	896	941	988	1057	1163

Custom Modifications

ADDTK	CBO	CCO	CD	CFNTO	CFRMO	CND	DDE	FB	FPEB	MIP	P
•	•	•	•	•	•		•	•	•	•	•

Construction Upgrades

APC	PE
•	•

Door Options

CG	CG.B	CG.T	CM	CM.B	CM.T	MFO
•			•			•

Non Soft-close Options

NSCH
•

WALL, 33″ HIGH

9”, 12”, 15”, 18”, 21”, or 24”

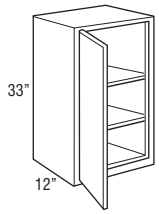

W933 L or R	454	476	500	535	588
W1233 L or R	481	505	530	567	624
W1533 L or R	508	533	560	599	659
W1833 L or R	535	562	590	631	694
W2133 L or R	562	590	620	663	730
W2433 L or R	590	619	650	695	765

Custom Modifications

ADDTK	CBO	CCO	CD	CFNTO	CFRMO	CND	DDE	FB	FPEB	MIP	P
•	•	•	•	•	•		•	•	•	•	•

Construction Upgrades

APC	PE
•	•

Door Options

CG	CG.B	CG.T	CM	CM.B	CM.T	MFO
•			•[1]			•

Non Soft-close Options

NSCH
•

[1] Not available on 9″ or 12″ wide

WALL, 33″ HIGH

24”, 27”, 30”, 33”, or 36”

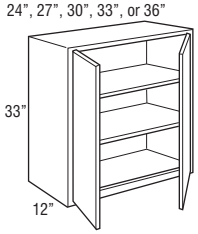

39”, 42”, 45”, or 48”

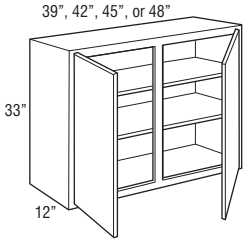

W2433	661	694	729	780	858
W2733	695	729	766	819	901
W3033	728	765	803	859	945
W3333	762	800	840	899	988
W3633	795	835	877	938	1032
W3933	829	870	914	978	1076
W4233	863	906	951	1018	1119
W4533	896	941	988	1057	1163
W4833	930	976	1025	1097	1207

Custom Modifications

ADDTK	CBO	CCO	CD	CFNTO	CFRMO	CND	DDE	FB	FPEB	MIP	P
•	•	•	•	•	•		•	•	•	•	•

Construction Upgrades

APC	PE
•	•

Door Options

CG	CG.B	CG.T	CM	CM.B	CM.T	MFO
•			•			•

Non Soft-close Options

NSCH
•

WALL, 36″ HIGH

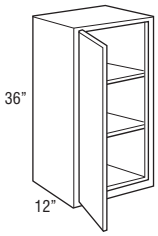

Price Column	1	2	3	4	5
W936 L or R	481	505	530	567	624
W1236 L or R	508	533	560	599	659
W1536 L or R	535	562	590	631	694
W1836 L or R	562	590	620	663	730
W2136 L or R	590	619	650	695	765
W2436 L or R	617	648	680	728	800

Custom Modifications

ADDTK	CBO	CCO	CD	CFNTO	CFRMO	CND	DDE	FB	FPEB	MIP	P
•	•	•	•	•	•		•	•	•	•	•

Construction Upgrades

APC	PE
•	•

Door Options

CG	CG.B	CG.T	CM	CM.B	CM.T	MFO
•			•[1]			•

Non Soft-close Options

NSCH
•

[1] Not available on 9″ or 12″ wide

WALL, 36″ HIGH

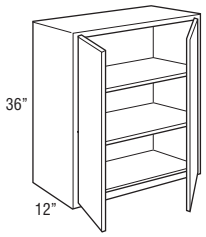

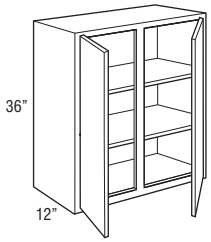

W2436	695	729	766	819	901
W2736	728	765	803	859	945
W3036	762	800	840	899	988
W3336	795	835	877	938	1032
W3636	829	870	914	978	1076
W3936	863	906	951	1018	1119
W4236	896	941	988	1057	1163
W4536	930	976	1025	1097	1207
W4836	963	1012	1062	1137	1250

Custom Modifications

ADDTK	CBO	CCO	CD	CFNTO	CFRMO	CND	DDE	FB	FPEB	MIP	P
•	•	•	•	•	•		•	•	•	•	•

Construction Upgrades

APC	PE
•	•

Door Options

CG	CG.B	CG.T	CM	CM.B	CM.T	MFO
•			•			•

Non Soft-close Options

NSCH
•

WALL, 39″ or 42″ HIGH

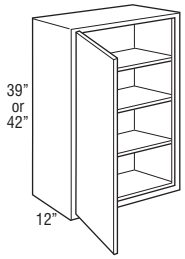

W939 L or R	508	533	560	599	659
W1239 L or R	535	562	590	631	694
W1539 L or R	562	590	620	663	730
W1839 L or R	590	619	650	695	765
W2139 L or R	617	648	680	728	800
W2439 L or R	644	676	710	760	836
W942 L or R	535	562	590	631	694
W1242 L or R	562	590	620	663	730
W1542 L or R	590	619	650	695	765
W1842 L or R	617	648	680	728	800
W2142 L or R	644	676	710	760	836
W2442 L or R	671	705	740	792	871

Custom Modifications

ADDTK	CBO	CCO	CD	CFNTO	CFRMO	CND	DDE	FB	FPEB	MIP	P
•	•	•	•	•	•		•	•	•	•	•

Construction Upgrades

APC	PE
•	•

Door Options

CG	CG.B	CG.T	CM	CM.B	CM.T	MFO
•			•[1]			•

Non Soft-close Options

NSCH
•

[1] Not available on 9″ or 12″ wide

WALL, 39″ or 42″ HIGH

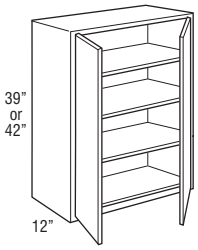

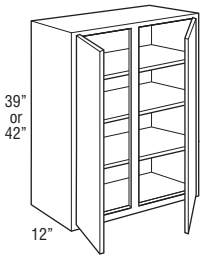

Price Column	1	2	3	4	5
W2439	728	765	803	859	945
W2739	762	800	840	899	988
W3039	795	835	877	938	1032
W3339	829	870	914	978	1076
W3639	863	906	951	1018	1119
W2442	762	800	840	899	988
W2742	795	835	877	938	1032
W3042	829	870	914	978	1076
W3342	863	906	951	1018	1119
W3642	896	941	988	1057	1163
W3939	896	941	988	1057	1163
W4239	930	976	1025	1097	1207
W4539	963	1012	1062	1137	1250
W4839	997	1047	1099	1176	1294
W3942	930	976	1025	1097	1207
W4242	963	1012	1062	1137	1250
W4542	997	1047	1099	1176	1294
W4842	1031	1082	1136	1216	1337

Custom Modifications

ADDTK	CBO	CCO	CD	CFNTO	CFRMO	CND	DDE	FB	FPEB	MIP	P
•	•	•	•	•	•		•	•	•	•	•[1]

Construction Upgrades

APC	PE
•	•

Door Options

CG	CG.B	CG.T	CM	CM.B	CM.T	MFO
•			•			•

Non Soft-close Options

NSCH
•

[1] Not available on 48″ wide.

WALL STACKED

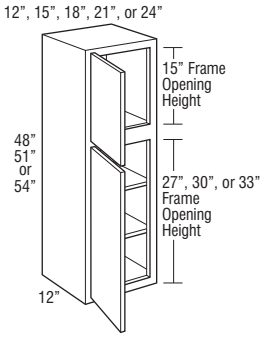

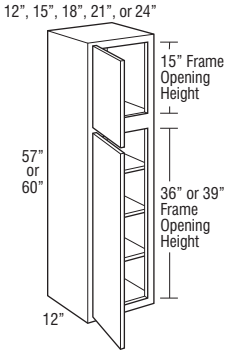

Price Column	1	2	3	4	5
WST1248 L or R	924	970	1019	1090	1199
WST1548 L or R	997	1047	1099	1176	1294
WST1848 L or R	1070	1123	1179	1262	1388
WST2148 L or R	1143	1200	1260	1348	1483
WST2448 L or R	1216	1276	1340	1434	1577
WST1251 L or R	997	1047	1099	1176	1294
WST1551 L or R	1070	1123	1179	1262	1388
WST1851 L or R	1143	1200	1260	1348	1483
WST2151 L or R	1216	1276	1340	1434	1577
WST2451 L or R	1289	1353	1421	1520	1672
WST1254 L or R	1070	1123	1179	1262	1388
WST1554 L or R	1143	1200	1260	1348	1483
WST1854 L or R	1216	1276	1340	1434	1577
WST2154 L or R	1289	1353	1421	1520	1672
WST2454 L or R	1362	1430	1501	1606	1767
WST1257 L or R	1143	1200	1260	1348	1483
WST1557 L or R	1216	1276	1340	1434	1577
WST1857 L or R	1289	1353	1421	1520	1672
WST2157 L or R	1362	1430	1501	1606	1767
WST2457 L or R	1435	1506	1582	1692	1861
WST1260 L or R	1216	1276	1340	1434	1577
WST1560 L or R	1289	1353	1421	1520	1672
WST1860 L or R	1362	1430	1501	1606	1767
WST2160 L or R	1435	1506	1582	1692	1861
WST2460 L or R	1507	1583	1662	1778	1956

Custom Modifications

ADDTK	CBO	CCO	CD	CFNTO	CFRMO	CND	DDE	FB	FPEB	MIP	P
	•	•	•	•	•		•	•	•	•	•

Construction Upgrades

APC	PE
•	•

Door Options

CG	CG.B	CG.T	CM	CM.B	CM.T	MFO
	•	•		•[1]	•[1]	•

Non Soft-close Options

NSCH
•

[1] Not available on 12″ wide

WALL STACKED

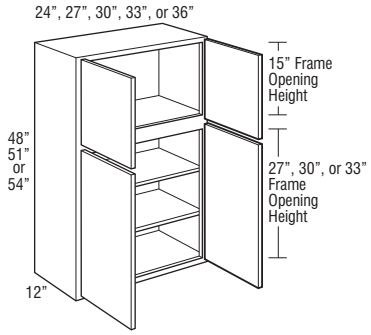

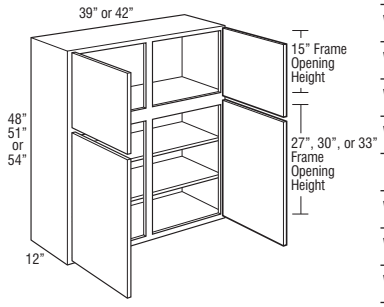

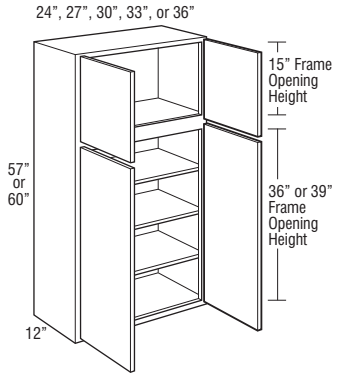

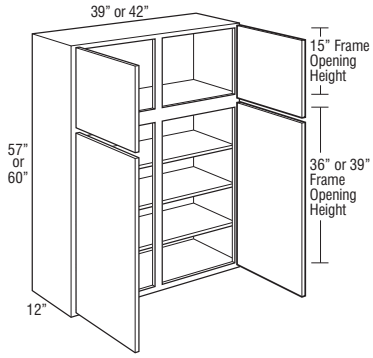

Price Column	1	2	3	4	5
WST2448	1326	1392	1462	1564	1721
WST2748	1417	1487	1562	1671	1838
WST3048	1507	1582	1661	1778	1955
WST3348	1597	1677	1761	1884	2073
WST3648	1688	1772	1861	1991	2190
WST2451	1417	1487	1562	1671	1838
WST2751	1507	1582	1661	1778	1955
WST3051	1597	1677	1761	1884	2073
WST3351	1688	1772	1861	1991	2190
WST3651	1778	1867	1960	2098	2307
WST2454	1507	1582	1661	1778	1955
WST2754	1597	1677	1761	1884	2073
WST3054	1688	1772	1861	1991	2190
WST3354	1778	1867	1960	2098	2307
WST3654	1869	1962	2060	2204	2425
WST3948	1778	1867	1960	2098	2307
WST4248	1869	1962	2060	2204	2425
WST3951	1869	1962	2060	2204	2425
WST4251	1959	2057	2160	2311	2542
WST3954	1959	2057	2160	2311	2542
WST4254	2049	2152	2260	2418	2659
WST2457	1597	1677	1761	1884	2073
WST2757	1688	1772	1861	1991	2190
WST3057	1778	1867	1960	2098	2307
WST3357	1869	1962	2060	2204	2425
WST3657	1959	2057	2160	2311	2542
WST2460	1688	1772	1861	1991	2190
WST2760	1778	1867	1960	2098	2307
WST3060	1869	1962	2060	2204	2425
WST3360	1959	2057	2160	2311	2542
WST3660	2049	2152	2260	2418	2659
WST3957	2049	2152	2260	2418	2659
WST4257	2140	2247	2359	2524	2777
WST3960	2140	2247	2359	2524	2777
WST4260	2230	2342	2459	2631	2894

Custom Modifications

ADDTK	CBO	CCO	CD	CFNTO	CFRMO	CND	DDE	FB	FPEB	MIP	P
	•	•	•	•	•		•	•	•	•	•[1]

Construction Upgrades

APC	PE
•	•

Door Options

CG	CG.B	CG.T	CM	CM.B	CM.T	MFO
	•	•		•	•	•

Non Soft-close Options

NSCH
•

[1] Not available on 39″ or 42″ wide

WALL THREE DRAWER

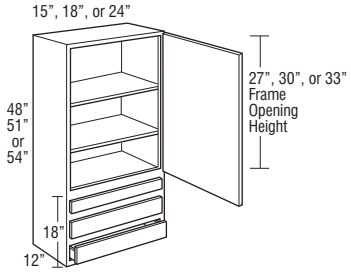

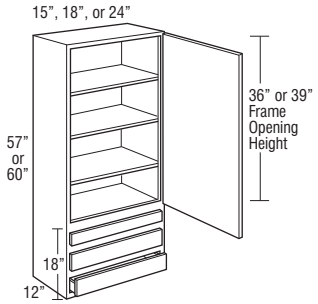

Price Column	1	2	3	4	5
W3D1548 L or R	1001	1051	1104	1181	1299
W3D1848 L or R	1074	1128	1184	1267	1394
W3D2448 L or R	1221	1282	1346	1440	1584
W3D1551 L or R	1074	1128	1184	1267	1394
W3D1851 L or R	1147	1205	1265	1354	1489
W3D2451 L or R	1294	1359	1427	1526	1679
W3D1554 L or R	1147	1205	1265	1354	1489
W3D1854 L or R	1221	1282	1346	1440	1584
W3D2454 L or R	1367	1436	1507	1613	1774
W3D1557 L or R	1221	1282	1346	1440	1584
W3D1857 L or R	1294	1359	1427	1526	1679
W3D2457 L or R	1440	1512	1588	1699	1869
W3D1560 L or R	1294	1359	1427	1526	1679
W3D1860 L or R	1367	1436	1507	1613	1774
W3D2460 L or R	1514	1589	1669	1786	1964

- Includes one shallow depth drawer and two standard drawers.
- Top drawer front will be slab for all styles. Slab drawer fronts on certain styles will be painted hardwood. See Door Style section for exceptions.
- Drawer front to face frame reveal is justified to the top to be consistent with both full and partial overlay. Bottom reveal is 7/8″ for full overlay and 1″ for partial overlay.

Custom Modifications

ADDTK	CBO	CCO	CD	CFNTO	CFRMO	CND	DDE	FB	FPEB	MIP	P
	•	•	•		•	•	•	•	•	•	

Construction Upgrades

APC	PE
•	•

Door Options

CG	CG.B	CG.T	CM	CM.B	CM.T	MFO
•			•			•

Non Soft-close Options

NSCH
•

WALL THREE DRAWER

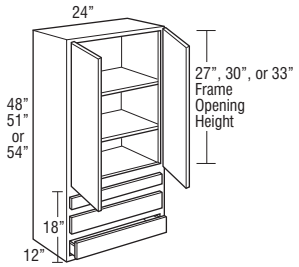

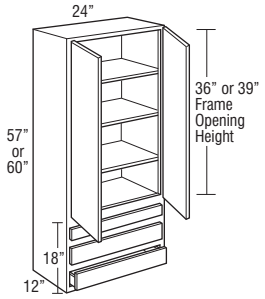

W3D2448	1394	1464	1537	1645	1809
W3D2451	1504	1580	1659	1775	1952
W3D2454	1615	1695	1780	1905	2095
W3D2457	1725	1811	1901	2035	2238
W3D2460	1835	1926	2023	2164	2381

- Includes one shallow depth drawer and two standard drawers
- Top drawer front will be slab for all styles. Slab drawer fronts on certain styles will be painted hardwood. See Door Style section for exceptions.
- Drawer front to face frame reveal is justified to the top to be consistent with both full and partial overlay. Bottom reveal is 7/8″ for full overlay and 1″ for partial overlay.

Custom Modifications

ADDTK	CBO	CCO	CD	CFNTO	CFRMO	CND	DDE	FB	FPEB	MIP	P
	•	•	•		•	•	•	•	•	•	

Construction Upgrades

APC	PE
•	•

Door Options

CG	CG.B	CG.T	CM	CM.B	CM.T	MFO
•			•			•

Non Soft-close Options

NSCH
•

Wall Blind Cabinets

- Wall blind cabinets may be installed flush to the wall (left) or pulled 3″ away from wall (right) to accommodate odd dimensions in a kitchen design. In either case, the adjoining run of 12″ wall cabinets plus a 3″ filler will butt against the solid-wood panel.
- When a cabinet is "pulled" it will use proportionally more wall space, for example, a 30″ wide WB pulled 2″ will use 32″ of space.
- The L or R in the cabinet's nomenclature indicates the location of cabinet void.
- Blind side of wall blind cabinets cannot be installed next to a range hood or microwave shelf unit due to door interference.

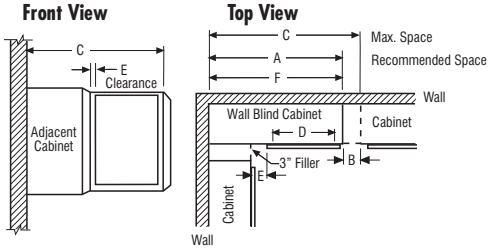

NOTE: All outside stiles are 1 1/2″ wide

Model	A Recommended Space	B Max. Pull*	C Max. Space	D Face Frame Opening	E* Full Overlay At Min.	E* Full Overlay At Max.	E Partial Overlay At Min.	E Partial Overlay At Max.	F Actual Cabinet
WB24..	24″	5″	29″	7 1/2″	1 3/4″	6 3/4″	2 1/2″	7 1/2″	24″
WB27..	27″	4 1/2″	31 1/2″	9″	3 1/4″	7 3/4″	4″	8 1/2″	27″
WB30..	30″	5″	35″	13 1/2″	1 3/4″	6 3/4″	2 1/2″	7 1/2″	30″
WB33..	33″	4 1/2″	37 1/2″	15″	3 1/4″	7 3/4″	4″	8 1/2″	33″
WB36..	36″	5″	41″	19 1/2″	1 3/4″	6 3/4″	2 1/2″	7 1/2″	36″
WB42..	42″	4 1/2″	46 1/2″	24″	3 1/4″	7 3/4″	4″	8 1/2″	42″
WB48..	48″	4 1/2″	52 1/2″	30″	3 1/4″	7 3/4″	4″	8 1/2″	48″

*Minimum/maximum space between inside edge of door and face of filler/adjoining cabinet.
If cabinet is pulled to maximum stated dimension, filler will need to be cleated for proper attachment.

WALL BLIND, 30″ HIGH

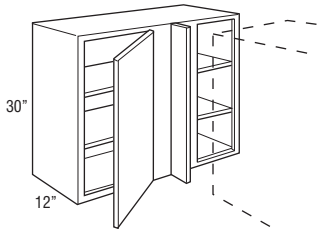

Price Column	1	2	3	4	5
WB2430 L or R	511	537	563	603	663
WB2730 L or R	559	587	616	659	725
WB3030 L or R	607	637	669	716	787
WB3330 L or R	655	687	722	772	849
WB3630 L or R	703	738	775	829	912

- Includes one 3″ filler, shipped unattached.
- L or R indicates void. R (right) void shown.

Custom Modifications

ADDTK	CBO	CCO	CD	CFNTO	CFRMO	CND	DDE	FB	FPEB	MIP	P
•	•	•	•	•	•		•	•	•	•	

Construction Upgrades

APC	PE
•	•

Door Options

CG	CG.B	CG.T	CM	CM.B	CM.T	MFO
						•

Non Soft-close Options

NSCH
•

WALL BLIND, 30″ HIGH

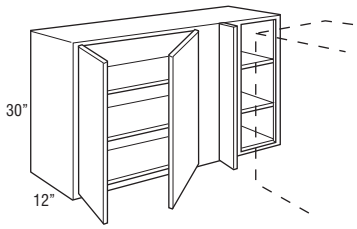

WB4230 L or R	817	857	900	963	1060
WB4830 L or R	915	960	1008	1079	1187

- Includes one 3″ filler, shipped unattached.
- L or R indicates void. R (right) void shown.

Custom Modifications

ADDTK	CBO	CCO	CD	CFNTO	CFRMO	CND	DDE	FB	FPEB	MIP	P
•	•	•	•	•	•		•	•	•	•	

Construction Upgrades

APC	PE
•	•

Door Options

CG	CG.B	CG.T	CM	CM.B	CM.T	MFO
						•

Non Soft-close Options

NSCH
•

WALL BLIND, 33″ HIGH

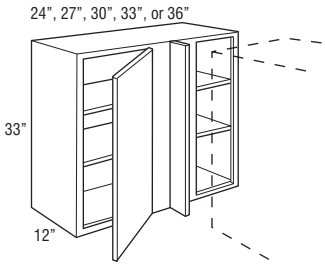

WB2433 L or R	559	587	616	659	725
WB2733 L or R	607	637	669	716	787
WB3033 L or R	655	687	722	772	849
WB3333 L or R	703	738	775	829	912
WB3633 L or R	750	788	827	885	974

- Includes one 3″ filler, shipped unattached.
- L or R indicates void. R (right) void shown.

Custom Modifications

ADDTK	CBO	CCO	CD	CFNTO	CFRMO	CND	DDE	FB	FPEB	MIP	P
•	•	•	•	•	•		•	•	•	•	

Construction Upgrades

APC	PE
•	•

Door Options

CG	CG.B	CG.T	CM	CM.B	CM.T	MFO
						•

Non Soft-close Options

NSCH
•

WALL BLIND, 36″ HIGH

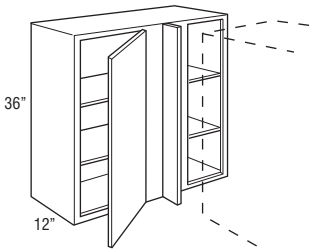

Price Column	1	2	3	4	5
WB2436 L or R	607	637	669	716	787
WB2736 L or R	655	687	722	772	849
WB3036 L or R	703	738	775	829	912
WB3336 L or R	750	788	827	885	974
WB3636 L or R	798	838	880	942	1036

- Includes one 3″ filler, shipped unattached.
- L or R indicates void. R (right) void shown.

Custom Modifications

ADDTK	CBO	CCO	CD	CFNTO	CFRMO	CND	DDE	FB	FPEB	MIP	P
•	•	•	•	•	•		•	•	•	•	

Construction Upgrades

APC	PE
•	•

Door Options

CG	CG.B	CG.T	CM	CM.B	CM.T	MFO
						•

Non Soft-close Options

NSCH
•

WALL BLIND, 39″ or 42″ HIGH

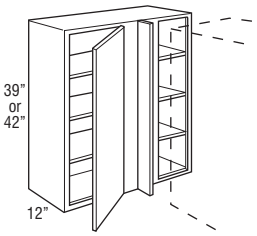

WB2439 L or R	655	687	722	772	849
WB2739 L or R	703	738	775	829	912
WB3039 L or R	750	788	827	885	974
WB3339 L or R	798	838	880	942	1036
WB3639 L or R	846	889	933	998	1098
WB2442 L or R	703	738	775	829	912
WB2742 L or R	750	788	827	885	974
WB3042 L or R	798	838	880	942	1036
WB3342 L or R	846	889	933	998	1098
WB3642 L or R	894	939	986	1055	1160

- Includes one 3″ filler, shipped unattached.
- L or R indicates void. R (right) void shown.

Custom Modifications

ADDTK	CBO	CCO	CD	CFNTO	CFRMO	CND	DDE	FB	FPEB	MIP	P
•	•	•	•	•	•		•	•	•	•	

Construction Upgrades

APC	PE
•	•

Door Options

CG	CG.B	CG.T	CM	CM.B	CM.T	MFO
						•

Non Soft-close Options

NSCH
•

WALL DIAGONAL, 12″, 15″, or 18″ HIGH

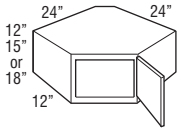

WD2412 L or R	446	468	492	526	578
WD2415 L or R	488	512	538	575	633
WD2418 L or R	529	556	584	625	687

- Cabinets require 24″ x 24″ of corner wall space.
- Full overlay styles use the same width doors as partial overlay styles (14 1/2″ wide) with a partial overlay hinge (HNG107PO) to allow for proper door clearance with adjacent cabinets.

Custom Modifications

ADDTK	CBO	CCO	CD	CFNTO	CFRMO	CND	DDE	FB	FPEB	MIP	P
		•		•	•		•	•	•	•	

Construction Upgrades

APC	PE
•	•

Door Options

CG	CG.B	CG.T	CM	CM.B	CM.T	MFO
•			•[1]			•

Non Soft-close Options

NSCH
•

[1] Not available on DW122424 L or R

WALL DIAGONAL, 24″ or 27″ HIGH

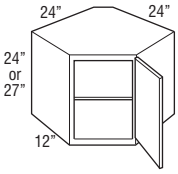

WD2424 L or R	613	644	676	723	795
WD2427 L or R	655	688	722	772	850

- Cabinets require 24″ x 24″ of corner wall space.
- Adjustable shelf cannot be removed/retrofitted.
- Full overlay styles use the same width doors as partial overlay styles (14 1/2″ wide) with a partial overlay hinge (HNG107PO) to allow for proper door clearance with adjacent cabinets.

Custom Modifications

ADDTK	CBO	CCO	CD	CFNTO	CFRMO	CND	DDE	FB	FPEB	MIP	P
	•			•	•		•	•	•	•	

Construction Upgrades

APC	PE
•	•

Door Options

CG	CG.B	CG.T	CM	CM.B	CM.T	MFO
•			•			•

Non Soft-close Options

NSCH
•

WALL DIAGONAL, 30″, 33″, 36″, 39″, or 42″ HIGH

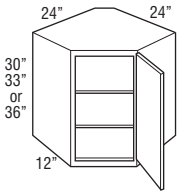

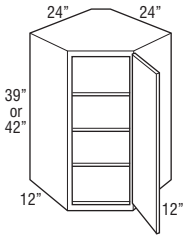

Price Column	1	2	3	4	5
WD2430 L or R	697	731	768	822	904
WD2433 L or R	738	775	814	871	958
WD2436 L or R	780	819	860	920	1012
WD2439 L or R	822	863	906	970	1067
WD2442 L or R	864	907	952	1019	1121

- Cabinets require 24″ x 24″ of corner wall space.
- Full overlay styles use the same width doors as partial overlay styles (14 1/2″ wide) with a partial overlay hinge (HNG107PO) to allow for proper door clearance with adjacent cabinets.

Custom Modifications

ADDTK	CBO	CCO	CD	CFNTO	CFRMO	CND	DDE	FB	FPEB	MIP	P
	•	•		•	•		•	•	•	•	

Construction Upgrades

APC	PE
•	•

Door Options

CG	CG.B	CG.T	CM	CM.B	CM.T	MFO
•			•			•

Non Soft-close Options

NSCH
•

WALL DIAGONAL, 30″, 33″, 36″, 39″, or 42″ HIGH

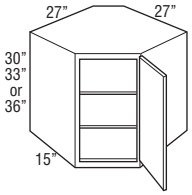

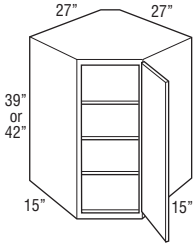

WD2730 L or R	1017	1068	1121	1200	1320
WD2733 L or R	1059	1112	1167	1249	1374
WD2736 L or R	1101	1156	1213	1298	1428
WD2739 L or R	1142	1200	1260	1348	1482
WD2742 L or R	1184	1243	1306	1397	1537

- Cabinets require 27″ x 27″ of corner wall space.
- Full overlay styles use the same width doors as partial overlay styles (14 1/2″ wide) with a partial overlay hinge (HNG107PO) to allow for proper door clearance with adjacent cabinets.

Custom Modifications

ADDTK	CBO	CCO	CD	CFNTO	CFRMO	CND	DDE	FB	FPEB	MIP	P
	•	•		•	•		•	•	•	•	

Construction Upgrades

APC	PE
•	•

Door Options

CG	CG.B	CG.T	CM	CM.B	CM.T	MFO
•			•			•

Non Soft-close Options

NSCH
•

WALL DIAGONAL STACKED

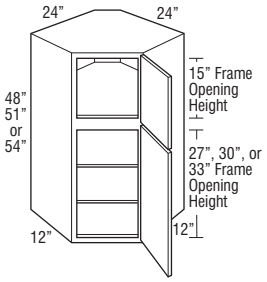

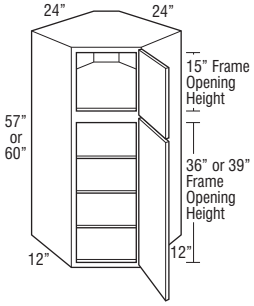

WDST2448 L or R	1456	1529	1605	1717	1889
WDST2451 L or R	1543	1620	1701	1820	2002
WDST2454 L or R	1631	1712	1798	1924	2116
WDST2457 L or R	1718	1804	1894	2027	2229
WDST2460 L or R	1805	1896	1990	2130	2342

- Cabinet requires 24″ x 24″ of corner wall space.
- Full overlay styles use the same width doors as partial overlay styles (14 1/2″ wide) with a partial overlay hinge (HNG107PO) to allow for proper door clearance with adjacent cabinets.

Custom Modifications

ADDTK	CBO	CCO	CD	CFNTO	CFRMO	CND	DDE	FB	FPEB	MIP	P
	•	•		•	•		•	•	•	•	

Construction Upgrades

APC	PE
•	•

Door Options

CG	CG.B	CG.T	CM	CM.B	CM.T	MFO
	•	•		•	•	•

Non Soft-close Options

NSCH
•

WALL DIAGONAL STACKED

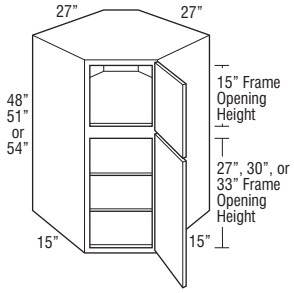

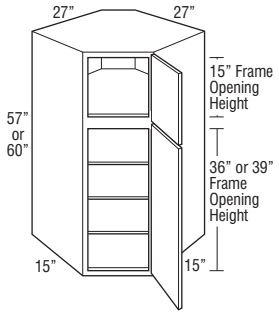

Price Column	1	2	3	4	5
WDST2748 L or R	2126	2232	2343	2507	2758
WDST2751 L or R	2213	2324	2440	2611	2871
WDST2754 L or R	2300	2415	2536	2714	2985
WDST2757 L or R	2388	2507	2632	2817	3098
WDST2760 L or R	2475	2599	2729	2920	3211

- Cabinet requires 27″ x 27″ of corner wall space.
- Full overlay styles use the same width doors as partial overlay styles (14 1/2″ wide) with a partial overlay hinge (HNG107PO) to allow for proper door clearance with adjacent cabinets.

Custom Modifications

ADDTK	CBO	CCO	CD	CFNTO	CFRMO	CND	DDE	FB	FPEB	MIP	P
	•	•		•	•		•	•	•	•	

Construction Upgrades

APC	PE
•	•

Door Options

CG	CG.B	CG.T	CM	CM.B	CM.T	MFO
	•	•		•	•	•

Non Soft-close Options

NSCH
•

WALL DIAGONAL with LAZY SUSAN, PLYWOOD

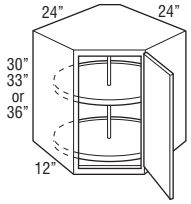

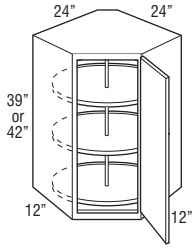

WD2430LS(L or R)PW	1130	1165	1201	1255	1337
WD2433LS(L or R)PW	1171	1208	1247	1304	1391
WD2436LS(L or R)PW	1213	1252	1293	1353	1445
WD2439LS(L or R)PW	1255	1296	1339	1403	1500
WD2442LS(L or R)PW	1297	1340	1386	1452	1554

- Cabinets require 24″ x 24″ of corner wall space.
- Plywood shelves are 18″ in overall diameter with a 17″ interior diameter and a 1" high lip.
- Full overlay styles use the same width doors as partial overlay styles (14 1/2″ wide) with a partial overlay hinge (HNG107PO) to allow for proper door clearance with adjacent cabinets.
- Shelves rotate independently.

Custom Modifications

ADDTK	CBO	CCO	CD	CFNTO	CFRMO	CND	DDE	FB	FPEB	MIP	P
	•	•		•	•		•	•	•	•	

Construction Upgrades

APC	PE
•	•

Door Options

CG	CG.B	CG.T	CM	CM.B	CM.T	MFO
•			•			•

Non Soft-close Options

NSCH
•

WALL EASY REACH

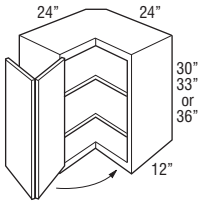

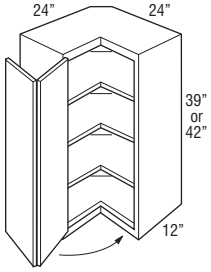

Price Column	1	2	3	4	5
WER2430 L or R	911	956	1004	1074	1182
WER2433 L or R	965	1014	1064	1139	1253
WER2436 L or R	1020	1071	1125	1203	1324
WER2439 L or R	1075	1128	1185	1268	1394
WER2442 L or R	1129	1186	1245	1332	1465

- Hinged door opens 170°.
- Requires 24″ x 24″ of corner wall space.
- Decorative hardware screws must be countersunk to prevent scratching of adjacent cabinets and face frame of WER.
- Integrated soft-close hinge not included.

Custom Modifications

ADDTK	CBO	CCO	CD	CFNTO	CFRMO	DDE	CND	FB	FPEB	MIP	P
	•	•				•		•	•	•	

Construction Upgrades

APC	PE
•	•

Door Options

CG	CG.B	CG.T	CM	CM.B	CM.T	MFO
						•

Non Soft-close Options

NSCH
STD

WALL EASY REACH

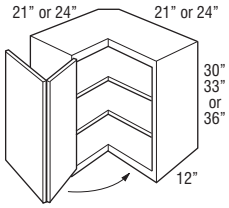

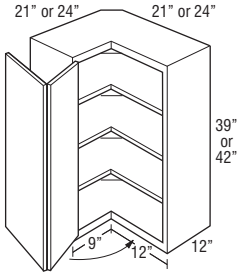

WER212430 L or R	883	928	974	1042	1146
WER242130 L or R	883	928	974	1042	1146
WER212433 L or R	938	985	1034	1107	1217
WER242133 L or R	938	985	1034	1107	1217
WER212436 L or R	993	1042	1094	1171	1288
WER242136 L or R	993	1042	1094	1171	1288
WER212439 L or R	1047	1100	1155	1236	1359
WER242139 L or R	1047	1100	1155	1236	1359
WER212442 L or R	1102	1157	1215	1300	1430
WER242142 L or R	1102	1157	1215	1300	1430

- Hinged door opens to 170°.
- Adjustable shelves.
- Legs at the front frames are 9″ on 21″ leg and 12″ on 24″ leg.
- Nomenclature for asymmetrical cabinets reads as follows:
  First set of numbers = left side
  Second set of numbers = right side
  Third set of numbers = height
- Decorative hardware screws must be countersunk to prevent scratching of adjacent cabinets and face frame of WER.
- WER2124 _ _ L shown.
- Integrated soft-close hinge not included.

Custom Modifications

ADDTK	CBO	CCO	CD	CFNTO	CFRMO	CND	DDE	FB	FPEB	MIP	P
	•	•					•	•	•	•	

Construction Upgrades

APC	PE
•	•

Door Options

CG	CG.B	CG.T	CM	CM.B	CM.T	MFO
						•

Non Soft-close Options

NSCH
STD

WALL ANGLE END

Top View

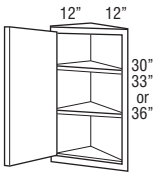

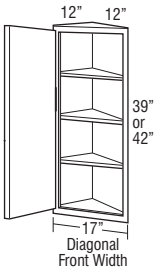

Price Column	1	2	3	4	5
WAE30 L or R	548	575	604	646	710
WAE33 L or R	580	609	640	685	753
WAE36 L or R	613	644	676	723	796
WAE39 L or R	646	678	712	762	838
WAE42 L or R	679	713	749	801	881

- Width at wall: 12″ x 12″.
- Cabinet features two unfinished back panels. Must be installed with one back panel adjacent to a cabinet of equal height with the other back panel attached to the wall.
- When ordered with CM, shelves will not align with mullions.

Custom Modifications

ADDTK	CBO	CCO	CD	CFNTO	CFRMO	CND	DDE	FB	FPEB	MIP	P
	•	•		•	•					•	

Construction Upgrades

APC	PE
•	

Door Options

CG	CG.B	CG.T	CM	CM.B	CM.T	MFO
•			•			•

Non Soft-close Options

NSCH
•

WALL END SHELF RADIUS with SQUARE TOP and BOTTOM

Square Top and Bottom Panels

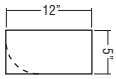

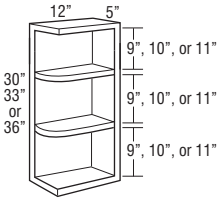

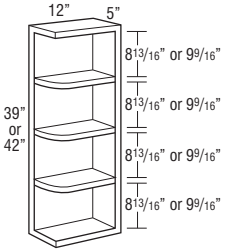

WESRSTB530	380	380	380	380	380
WESRSTB533	403	403	403	403	403
WESRSTB536	425	425	425	425	425
WESRSTB539	448	448	448	448	448
WESRSTB542	471	471	471	471	471

- Units are reversible.
- Veneer on 3/4″ furniture board core with matching interior.
- Cabinet features two unfinished back panels. Must be installed with one back panel adjacent to a cabinet of equal height with the other back panel attached to the wall.

MODIFICATIONS
No modifications available for these products.

Construction Upgrades

APC	PE
•	

WALL MICROWAVE SHELF, 18″ HIGH

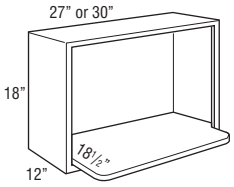

	Opening		Cabinet	
	Width	Height	Width	Height
WMWS2718	24″	14 1/4″	27″	18″
WMWS3018	27″	14 1/4″	30″	18″

WMWS2718	651	651	651	651	651
WMWS3018	692	692	692	692	692

- Includes one 3/4″ shelf with six mounting screws. Shelf is veneer plywood. Microwave shelf extends beyond the front of the cabinet by 6 1/2″, for a total shelf depth of 18 1/2″.
- Microwave cabinet must be attached to wall stud and adjacent cabinets on both sides for support.
- When CD is ordered, shelf will not be included with cabinet.
- When placed at a different height than adjacent cabinets, FPEB modification is recommended.

Custom Modifications

ADDTK	CBO	CCO	CD	CFNTO	CFRMO	CND	DDE	FB	FPEB	MIP	P
	STD		•		•				•	STD	

Construction Upgrades

APC	PE

Door Options

CG	CG.B	CG.T	CM	CM.B	CM.T	MFO

Non Soft-close Options

NSCH

WALL MICROWAVE SHELF, 36″, 39″, or 42″ HIGH

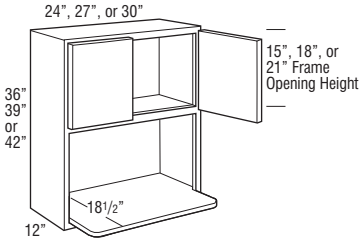

	Price Column 1	2	3	4	5
WMWS2436	1727	1814	1904	2038	2241
WMWS2736	1831	1923	2019	2160	2376
WMWS3036	1935	2031	2133	2282	2510
WMWS2439	1831	1923	2019	2160	2376
WMWS2739	1935	2031	2133	2282	2510
WMWS3039	2038	2140	2247	2405	2645
WMWS2442	1935	2031	2133	2282	2510
WMWS2742	2038	2140	2247	2405	2645
WMWS3042	2142	2249	2362	2527	2779

	Opening		Cabinet	
	Width	Height	Width	Height
WMWS2436	21″	15 3/4″	24″	36″
WMWS2736	24″	15 3/4″	27″	36″
WMWS3036	27″	15 3/4″	30″	36″
WMWS2439	21″	15 3/4″	24″	39″
WMWS2739	24″	15 3/4″	27″	39″
WMWS3039	27″	15 3/4″	30″	39″
WMWS2442	21″	15 3/4″	24″	42″
WMWS2742	24″	15 3/4″	27″	42″
WMWS3042	27″	15 3/4″	30″	42″

- Includes one 3/4″ shelf with six mounting screws. Shelf is veneer on furniture board core. Microwave shelf extends beyond the front of the cabinet by 6 1/2″, for a total shelf depth of 18 1/2″.
- 42″ high cabinets include one adjustable shelf in the upper section.
- Microwave cabinet must be attached to wall stud and adjacent cabinets on both sides to support.
- When ID is ordered, shelf will not be included with cabinet.
- When placed at a different height than adjacent cabinets, FPEB modification is recommended.

Custom Modifications

ADDTK	CBO	CCO	CD	CFNTO	CFRMO	CND	DDE	FB	FPEB	MIP	P
	•	•	•	•	•				•	STD	

Construction Upgrades

APC	PE

Door Options

CG	CG.B	CG.T	CM	CM.B	CM.T	MFO
•						•

Non Soft-close Options

NSCH
•

WALL MICROWAVE TRIMMABLE, 21″ DEEP

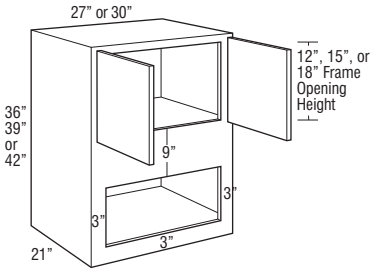

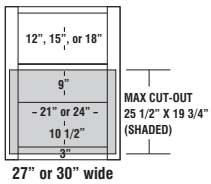

	Price Column 1	2	3	4	5
WMW273621T	926	972	1021	1092	1201
WMW303621T	985	1034	1086	1162	1278
WMW273921T	985	1034	1086	1162	1278
WMW303921T	1044	1096	1151	1232	1355
WMW274221T	1044	1096	1151	1232	1355
WMW304221T	1103	1158	1216	1301	1431

Model	Factory Opening	Maximum Cut-out
WMW273621T	21W x 10 1/2H	25 1/2W x 19 3/4H
WMW273921T	21W x 10 1/2H	25 1/2W x 19 3/4H
WMW274221T	21W x 10 1/2H	25 1/2W x 19 3/4H
WMW303621T	24W x 10 1/2H	28 1/2W x 19 3/4H
WMW303921T	24W x 10 1/2H	28 1/2W x 19 3/4H
WMW304221T	24W x 10 1/2H	28 1/2W x 19 3/4H

- Uses face mount hinges, doors and drawer fronts have a consistent width reveal for full overlay (1/4″) and partial overlay (1″).
- Microwave cabinet must be attached to wall stud and adjacent cabinets on both sides for support.
- When placed at a different height than adjacent cabinet, skins or FPEB option should be applied to taller cabinets in the run for correct reveal on each side.

Custom Modifications

ADDTK	CBO	CCO	CD	CFNTO	CFRMO	CND	DDE	FB	FPEB	MIP	P
		•	•		•			•	•	•	

Construction Upgrades

APC	PE
•	•

Door Options

CG	CG.B	CG.T	CM	CM.B	CM.T	MFO
						•

Non Soft-close Options

NSCH
•

WALL APPLIANCE GARAGE

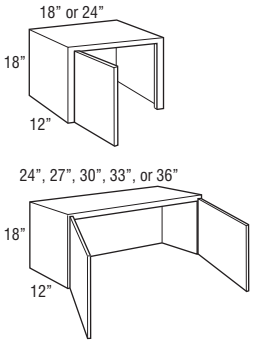

Price Column	1	2	3	4	5
WAG1818 L or R	479	503	528	565	622
WAG2418 L or R	537	563	592	633	696
WAG2418	547	574	603	645	710
WAG2718	584	613	644	689	758
WAG3018	621	653	685	733	806
WAG3318	659	692	726	777	855
WAG3618	696	731	767	821	903

- Cabinet does not have a bottom.
- Bottom edge is not trimmable.
- Standard cabinet interior, order MIP for matching interior.
- Cabinet is designed to fit beneath standard wall cabinets.

Custom Modifications

ADDTK	CBO	CCO	CD	CFNTO	CFRMO	CND	DDE	FB	FPEB	MIP	P
		•	•	•	•		•	•	•	•	

Construction Upgrades

APC	PE
•	•

Door Options

CG	CG.B	CG.T	CM	CM.B	CM.T	MFO
						•

Non Soft-close Options

NSCH
•

WALL DIAGONAL APPLIANCE GARAGE

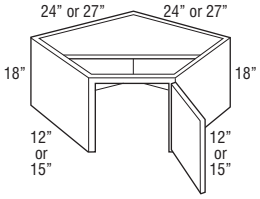

WDAG2424 L or R	638	670	703	753	828
WDAG2727 L or R	893	938	985	1054	1159

- WDAG2424 L or R requires 24″ x 24″ corner wall space.
- WDAG2424 L or R requires 27″ x 27″ corner wall space.
- Cabinet is designed to fit beneath Diagonal Wall Cabinets.
- Cabinet has partial top and no bottom.
- Full overlay styles use the same width doors as partial overlay styles (14 1/2″ wide) with a partial overlay hinge (HNG107PO) to allow for proper door clearance with adjacent cabinets.

Custom Modifications

ADDTK	CBO	CCO	CD	CFNTO	CFRMO	CND	DDE	FB	FPEB	MIP	P
		•		•	•		•	•	•	•	

Construction Upgrades

APC	PE
•	•

Door Options

CG	CG.B	CG.T	CM	CM.B	CM.T	MFO
						•

Non Soft-close Options

NSCH
•

WALL BOX COLUMN PULL-OUT

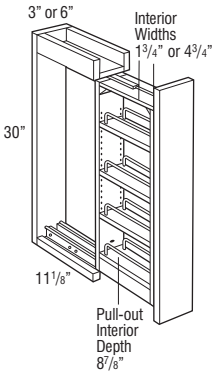

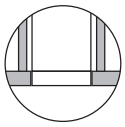

Top View

WBC330PO	974	974	974	974	974
WBC630PO	1033	1033	1033	1033	1033

- Recommend installation between two cabinets. Can be installed on the end of a run or adjacent to an appliance with a 3/4″ thick end panel.
- Install unit before removing shipping brace.
- All styles feature a natural finish full extension wood pull-out with adjustable shelves and chrome rail sides.
- In order to allow proper clearance for opening and closing, allow an additional 1/8″ space between adjacent cabinet face frames. The 3″ wide pull-outs require 3 1/8″ space and the 6″ wide pull-outs require 6 1/8″ space. Spacers are included with the pull-outs to allow for proper installation.
- Not compatible with face mount moulding.
- For full access from both sides of unit, do not install against a wall or next to deeper appliances and cabinets.
- Soft-close guide not featured.

MODIFICATIONS
No modifications available for these products.

WALL BOX COLUMN PULL-OUT with OVERLAY

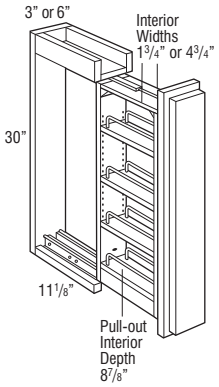

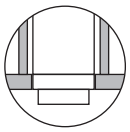

Top View

Price Column	1	2	3	4	5
WBC330POOL	1044	1044	1044	1044	1044
WBC630POOL	1106	1106	1106	1106	1106

- Recommend installation between two cabinets. Can be installed on the end of a run or adjacent to an appliance with a 3/4″ thick end panel.
- Install unit before removing shipping brace and attaching filler.
- Includes profiled full overlay filler, but unattached.
- Certain door style overlays will be painted hardwood. See Door Style section for exceptions.
- All styles feature a natural finish full extension wood pull-out with adjustable shelves and chrome rail sides.
- In order to allow proper clearance for opening and closing, allow an additional 1/8″ space between adjacent cabinet face frames. The 3″ wide pull-outs require 3 1/8″ space and the 6″ wide pull-outs require 6 1/8″ space. Spacers are included with the pull-outs to allow for proper installation.
- Not compatible with face mount moulding.
- For full access from both sides of unit, do not install against a wall or next to deeper appliances and cabinets.
- Soft-close guide not featured.

MODIFICATIONS
No modifications available for these products.

WALL SPICE PULL-OUT

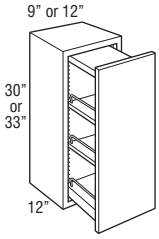

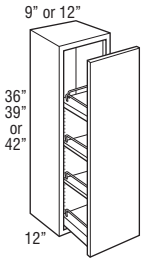

WSP930	1211	1232	1255	1288	1338
WSP1230	1239	1262	1286	1321	1374
WSP933	1239	1262	1286	1321	1374
WSP1233	1266	1290	1315	1352	1409
WSP936	1266	1290	1315	1352	1409
WSP1236	1293	1318	1345	1384	1444
WSP939	1293	1318	1345	1384	1444
WSP1239	1320	1347	1375	1416	1479
WSP942	1320	1347	1375	1416	1479
WSP1242	1347	1375	1405	1448	1514

- 30″ and 33″ high units include a natural finish, full extension wood pull-out with two adjustable shelves, one fixed shelf, and chrome finish rail sides.
- Wood plugs for top of 30″ and 33″ high pull-out included for field installation.
- 36″ to 42″ high units include a natural finish, full extension wood pull-out with two adjustable shelves, two fixed shelves, and chrome finish rail sides.
- Wire for top rail on 36″ to 42″ high pull-out included separately for field installation.
- Shelf dimensions for 9″ wide cabinets are 4 1/4″ wide x 9 1/2″ deep. Shelf dimensions for 12″ wide cabinets are 7 1/4″ wide x 9 1/2″ deep.
- For full access from both sides of unit, do not install against a wall or next to deeper appliances and cabinets.

Custom Modifications

ADDTK	CBO	CCO	CD	CFNTO	CFRMO	CND	DDE	FB	FPEB	MIP	P
•		•			•		•	•	•		

Construction Upgrades

APC	PE
•	•

Door Options

CG	CG.B	CG.T	CM	CM.B	CM.T	MFO
						•

Non Soft-close Options

NSCH

WALL WINE LATTICE



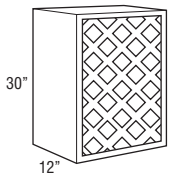

Model	# of Bottles
WWL3018	11
WWL3618	13
WWL1830	11

Price Column	1	2	3	4	5
WWL3018	878	878	878	878	878
WWL3618	984	984	984	984	984
WWL1830	878	878	878	878	878

- Solid-wood lattice work.
- Wine bottle opening 4″ x 4″.

Custom Modifications

ADDTK	CBO	CCO	CD	CFNTO	CFRMO	CND	DDE	FB	FPEB	MIP	P
•					•				•	STD	

Construction Upgrades

APC	PE

Door Options

CG	CG.B	CG.T	CM	CM.B	CM.T	MFO

Non Soft-close Options

NSCH

WALL WINE X

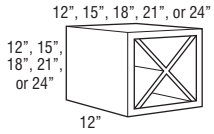

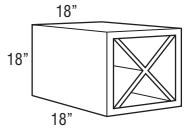

Model	# of Bottles*
WWX1212	4
WWX1515	10
WWX1818	18
WWX2121	24
WWX2424	32
WWX181818	18

*Standard 3 1/8" wine bottles.

WWX1212	539	539	539	539	539
WWX1515	624	624	624	624	624
WWX1818	709	709	709	709	709
WWX2121	794	794	794	794	794
WWX2424	879	879	879	879	879
WWX181818	751	751	751	751	751

- Must be installed between two cabinets, between a cabinet and a wall, or mounted to a horizontal surface.
- "X" shelf configuration cannot be removed.
- Reduced depth not recommended for safe wine bottle storage.

Custom Modifications

ADDTK	CBO	CCO	CD	CFNTO	CFRMO	CND	DDE	FB	FPEB	MIP	P
		•[1]							•	STD	

Construction Upgrades

APC	PE

Door Options

CG	CG.B	CG.T	CM	CM.B	CM.T	MFO

Non Soft-close Options

NSCH

- [1]CD available 6″-9″ on 12″ deep models, CD available to 15″ on WWX181818

WALL CUBBY HORIZONTAL

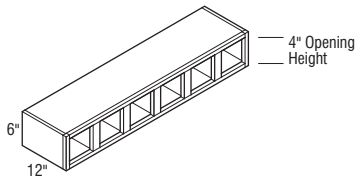

WCUBH306 (5 openings)	847	847	847	847	847
WCUBH366 (6 openings)	949	949	949	949	949
WCUBH426 (7 openings)	1050	1050	1050	1050	1050

Custom Modifications

ADDTK	CBO	CCO	CD	CFNTO	CFRMO	CND	DDE	FB	FPEB	MIP	P
			•		•				•	STD	

Construction Upgrades

APC	PE
•	

Door Options

CG	CG.B	CG.T	CM	CM.B	CM.T	MFO

Non Soft-close Options

NSCH

DESK ORGANIZER

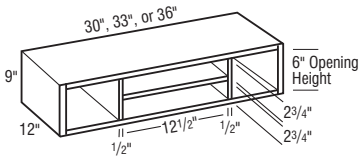

Price Column	1	2	3	4	5
DORG309	1206	1206	1206	1206	1206
DORG339	1279	1279	1279	1279	1279
DORG369	1351	1351	1351	1351	1351

Custom Modifications

ADDTK	CBO	CCO	CD	CFNTO	CFRMO	CND	DDE	FB	FPEB	MIP	P
			•		•				•	STD	

Construction Upgrades

APC	PE
•	

Door Options

CG	CG.B	CG.T	CM	CM.B	CM.T	MFO

Non Soft-close Options

NSCH

WALL MESSAGE CENTER

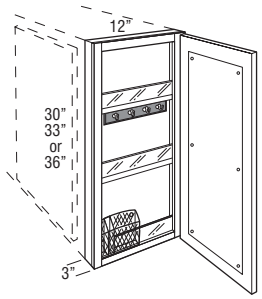

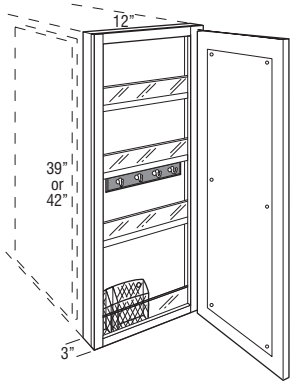

WMC30 L or R	1205	1265	1329	1422	1564
WMC33 L or R	1277	1341	1408	1507	1657
WMC36 L or R	1350	1417	1488	1592	1751
WMC39 L or R	1422	1493	1568	1677	1845
WMC42 L or R	1494	1569	1647	1763	1939

- Includes magnetic whiteboard on back of door, key hooks, pencil holder, and fixed plexi-glass fronted shelves.
- WMC30 L or R, WMC33 L or R, and WMC36 L or R have 2 fixed shelves. WMC39 L or R and WMC42 L or R.
- Not recommended for use next to a Peninsula cabinet due to the additional 1/4" cabinet depth.
- Door will open 90° without decorative hardware.
- Cabinet should be hinged on wall side.
- For proper installation, adjacent cabinet must have FPEB or 1/4" skin applied.
- Overlay fillers can be used on side of cabinet to add a decorative touch.

Custom Modifications

ADDTK	CBO	CCO	CD	CFNTO	CFRMO	CND	DDE	FB	FPEB	MIP	P
									STD	•	

Construction Upgrades

APC	PE
•	

Door Options

CG	CG.B	CG.T	CM	CM.B	CM.T	MFO
						•

Non Soft-close Options

NSCH
•

WOOD HOOD ARTISAN SQUARE, 46″ HIGH

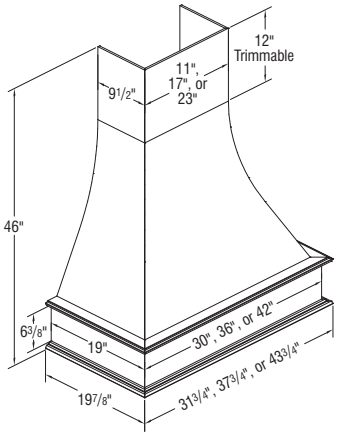

Price Column	1	2	3	4	5
WHASQ3046	4724	4724	4724	4724	4724
WHASQ3646	5291	5291	5291	5291	5291
WHASQ4246	5857	5857	5857	5857	5857

- Freestanding unit (must be properly secured to wall and cannot be attached to adjacent cabinets).
- Exhaust system not included. Compatible with all blowers on page 62.
- Chimney height is trimmable up to 34″
- Check local building code and appliance installation specifications for clearance requirements and installation heights above the range.
- Silver metallic liner included. Assembly required.
- Liner opening size: 10 1/4″ deep x 19 1/2″ wide.
- Installation instructions and hardware included.
- Painted hardwood will be used for laminate.
- No changes or cancellations will be accepted after 24 hours from acknowledgment of order.

MODIFICATIONS
No modifications available for these products.

WOOD HOOD WATERFALL, 42″ HIGH

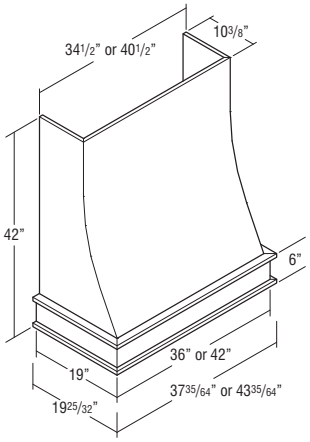

WHWFL3642	4565	4565	4565	4565	4565
WHWFL4242	5113	5113	5113	5113	5113

- Freestanding unit (must be properly secured to wall and cannot be attached to adjacent cabinets).
- Exhaust system not included. Compatible with all blowers on page 62.
- Chimney height is trimmable up to 34″
- Check local building code and appliance installation specifications for clearance requirements and installation heights above the range.
- Silver metallic liner included. Assembly required.
- Liner opening size: 10 1/4″ deep x 19 1/2″ wide.
- Installation instructions and hardware included.
- Painted hardwood will be used for laminate.
- No changes or cancellations will be accepted after 24 hours from acknowledgment of order.

MODIFICATIONS
No modifications available for these products.

WOOD HOOD CRAFTSMAN STRAIGHT, 42″ HIGH

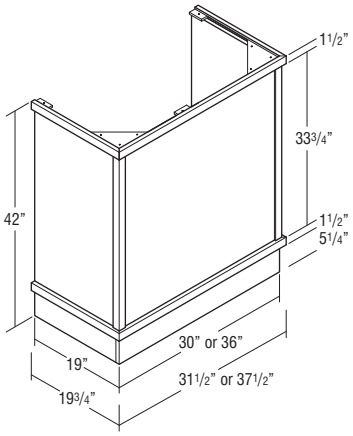

WHCRFST3042	3928	3928	3928	3928	3928
WHCRFST3642	4400	4400	4400	4400	4400

- Freestanding unit (must be properly secured to wall and cannot be attached to adjacent cabinets).
- Exhaust system not included. Compatible with all blowers on page 62.
- Check local building code and appliance installation specifications for clearance requirements and installation heights above the range.
- Silver metallic liner included. Assembly required.
- Liner opening size: 10 1/4″ deep x 19 1/2″ wide.
- Installation instructions and hardware included.
- Painted hardwood will be used for laminate.
- No changes or cancellations will be accepted after 24 hours from acknowledgment of order.

MODIFICATIONS
No modifications available for these products.

WOOD HOOD SIGNATURE MANTEL, 30″ or 36″ HIGH

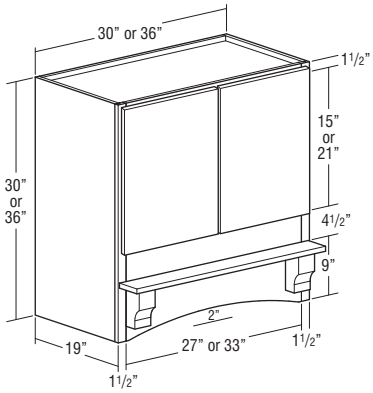

Price Column	1	2	3	4	5
WHSGM3030	4146	4353	4571	4891	5380
WHSGM3036	4644	4876	5120	5478	6026
WHSGM3630	4644	4876	5120	5478	6026
WHSGM3636	5141	5398	5668	6065	6671

- Wood hood does not feature a floor, doors are decorative and function to allow access to the blower/duct unit for maintenance.
- Exhaust system not included. Compatible with all blowers on page 62.
- Operable doors matching the style ordered will be installed on hood.
- Check local building code and appliance installation specifications for clearance requirements and installation heights above the range.
- Silver metallic liner included. Assembly required.
- Liner opening size: 10 1/4″ deep x 19 1/2″ wide.
- Installation instructions and hardware included.
- Painted hardwood will be used for laminate.
- No changes or cancellations will be accepted after 24 hours from acknowledgment of order.

MODIFICATIONS
No modifications available for these products.

Door Options

CG	CG.B	CG.T	CM	CM.B	CM.T	MFO
						•

Non Soft-close Options

NSCH
•

WOOD HOOD SQUARE, 24″ HIGH

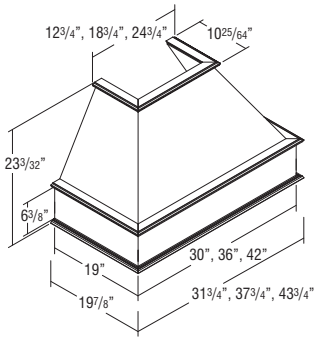

WHSQ3024	4724	4724	4724	4724	4724
WHSQ3624	5291	5291	5291	5291	5291
WHSQ4224	5857	5857	5857	5857	5857

- Freestanding unit (must be properly secured to wall and cannot be attached to adjacent cabinets).
- Exhaust system not included. Compatible with all blowers on page 62.
- Chimney available (WHC..). See below.
- Check local building code and appliance installation specifications for clearance requirements and installation heights above the range.
- Silver metallic liner included. Assembly required.
- Installation instructions and hardware included.
- Liner opening size: 10 1/4″ deep by 19 1/2″ wide.
- Painted hardwood will be used for laminate.
- No changes or cancellations will be accepted after 24 hours from acknowledgment of order.

MODIFICATIONS
No modifications available for these products.

WOOD HOOD SQUARE FLAT PANEL, 22 7/8″ HIGH

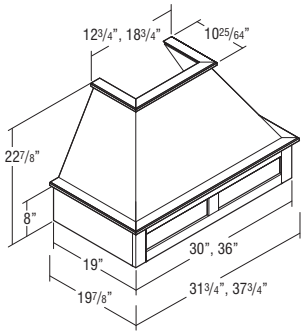

WHSQFP30	4923	4923	4923	4923	4923
WHSQFP36	5513	5513	5513	5513	5513

- Freestanding unit (must be properly secured to wall and cannot be attached to adjacent cabinets).
- Exhaust system not included. Compatible with all blowers on page 62.
- Chimney available (WHC..). See below.
- Check local building code and appliance installation specifications for clearance requirements and installation heights above the range.
- Silver metallic liner included. Assembly required.
- Installation instructions and hardware included.
- Liner opening size: 10 1/4″ deep by 19 1/2″ wide.
- Painted hardwood will be used for laminate.
- No changes or cancellations will be accepted after 24 hours from acknowledgment of order.

MODIFICATIONS
No modifications available for these products.

WOOD HOOD CHIMNEY, 23 1/2″ or 31″ HIGH

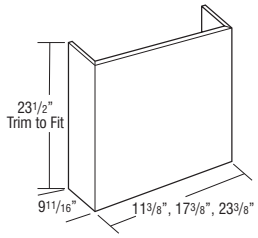

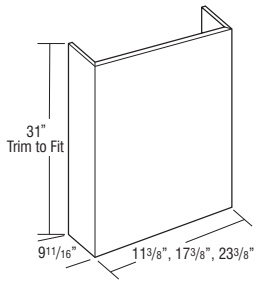

Price Column	1	2	3	4	5
WHC30	922	922	922	922	922
WHC36	1033	1033	1033	1033	1033
WHC42	1143	1143	1143	1143	1143
WHCT30	1162	1162	1162	1162	1162
WHCT36	1302	1302	1302	1302	1302
WHCT42	1441	1441	1441	1441	1441

- 3/4″ thick plywood.
- Trimmable.
- If trimmed, moulding is recommended to conceal any cut marks.
- Optional accessory for Wood Hood Square (WHSQ) and Wood Hood Square Flat Panel (WHSQFP).
- WHC30 and WHCT30 are not compatible with CONVERSION.
- Painted hardwood will be used for laminate.
- No changes or cancellations will be accepted after 24 hours from acknowledgment of order.

MODIFICATIONS
No modifications available for these products.

WOOD HOOD SHIPLAP TAPERED, 30″ HIGH

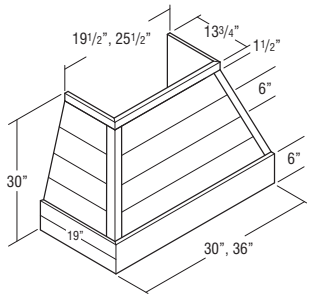

WHSLPTP3030	5491	5491	5491	5491	5491
WHSLPTP3630	6150	6150	6150	6150	6150

- Freestanding unit (must be properly secured to wall and cannot be attached to adjacent cabinets).
- Constructed of 3/4″ thick grooved plywood creating a shiplap appearance.
- Exhaust system not included. Compatible with all blowers on page 62.
- Compatible with Wood Hood Shiplap Chimney (WHSLP), which can be trimmed. See page 59.
- Check local building code and appliance installation specifications for clearance requirements and installation heights above the range.
- Silver metallic liner included. Assembly required.
- Installation instructions and hardware included.
- Liner opening size: 10 1/4″ deep by 19 1/2″ wide.
- Not available in Oak, Painted hardwood will be used for laminate.
- No changes or cancellations will be accepted after 24 hours from acknowledgment of order.

MODIFICATIONS
No modifications available for these products.

WOOD HOOD SHIPLAP CHIMNEY, 24 3/4″ HIGH

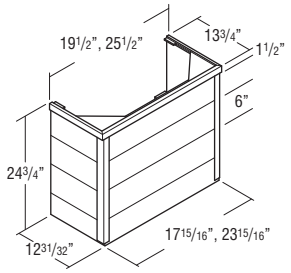

WHSLPC30	1675	1675	1675	1675	1675
WHSLPC36	1876	1876	1876	1876	1876

- Constructed of 3/4″ thick grooved plywood creating a shiplap appearance.
- Trimmable. If trimmed, moulding is recommended to conceal any cut marks.
- Optional accessory for Wood Hood Shiplap Tapered (WHSLPTP) for an installed height of 54″.
- Not available in Oak, Painted hardwood will be used for laminate.
- No changes or cancellations will be accepted after 24 hours from acknowledgment of order.

MODIFICATIONS
No modifications available for these products.

WOOD HOOD SIMPLE TAPERED, 30″ HIGH

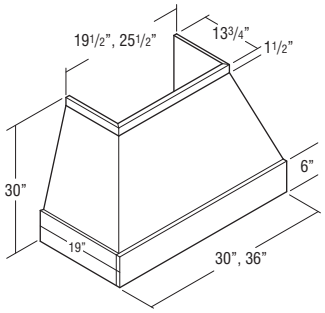

Price Column	1	2	3	4	5
WHSMTP30	4989	4989	4989	4989	4989
WHSMTP36	5588	5588	5588	5588	5588

- Freestanding unit (must be properly secured to wall and cannot be attached to adjacent cabinets).
- Exhaust system not included. Compatible with all blowers on page 62.
- Compatible with Wood Hood Simple Chimney, which can be trimmed. See below.
- Check local building code and appliance installation specifications for clearance requirements and installation heights above the range.
- Silver metallic liner included. Assembly required.
- Installation instructions and hardware included.
- Liner opening size: 10 1/4″ deep by 19 1/2″ wide.
- Painted hardwood will be used for laminate.
- No changes or cancellations will be accepted after 24 hours from acknowledgment of order.

MODIFICATIONS
No modifications available for these products.

WOOD HOOD SIMPLE CHIMNEY, 24 3/4″ HIGH

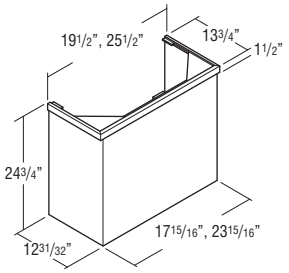

WHSMC30	1466	1466	1466	1466	1466
WHSMC36	1642	1642	1642	1642	1642

- Trimmable. If trimmed, moulding is recommended to conceal any cut marks.
- Optional accessory for Wood Hood Simple Tapered (WHSMT) for an installed height of 54″.
- Painted hardwood will be used for laminate.
- No changes or cancellations will be accepted after 24 hours from acknowledgment of order.

MODIFICATIONS
No modifications available for these products.

WOOD HOOD CANOPY TAPERED, 24″ HIGH

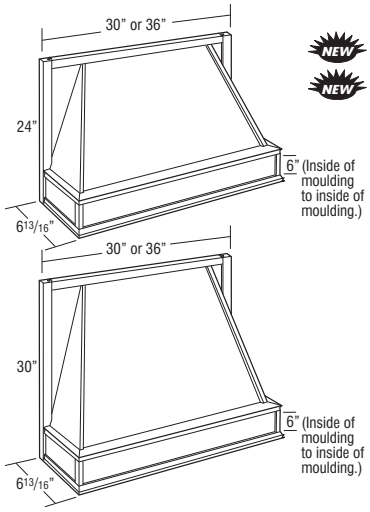

WHCTP3024	1711	1711	1711	1711	1711
WHCTP3624	1917	1917	1917	1917	1917
NEW **WHCTP3030**	1917	1917	1917	1917	1917
NEW **WHCTP3630**	2122	2122	2122	2122	2122

- Install between adjacent cabinets.
- Exhaust system not included. Compatible with all blowers on page 62.
- Check local building code and appliance installation specifications for clearance requirements and installation heights above the range.
- Tapered design.
- Liner opening size: 10 1/4″ deep x 19 1/2″ wide.
- Silver metallic liner included, not available for order separately.
- Painted hardwood will be used for laminate.
- No changes or cancellations will be accepted after 24 hours from acknowledgment of order.

MODIFICATIONS
No modifications available for these products.

WOOD HOOD CANOPY SQUARE, 24″ HIGH

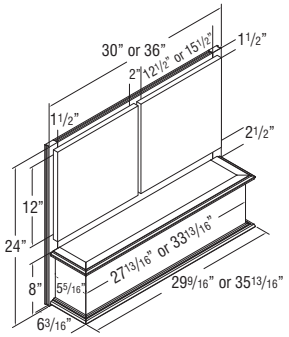

WHCSQ3024	2949	3096	3251	3478	3826
WHCSQ3624	3302	3467	3641	3896	4285

- Install between adjacent cabinets.
- Exhaust system not included. Compatible with all blowers on page 62.
- Check local building code and appliance installation specifications for clearance requirements and installation heights above the range.
- Interior bottom section is finished below liner.
- Square silver metallic liner included. Assembly required.
- Installation instructions and hardware included.
- Liner opening size: 10 1/4″ deep by 19 1/2″ wide.
- Painted hardwood will be used for laminate.
- No changes or cancellations will be accepted after 24 hours from acknowledgment of order.

Door Options

CG	CG.B	CG.T	CM	CM.B	CM.T	MFO
						•

Non Soft-close Options

NSCH
•

WOOD HOOD CANOPY BATTEN STRAIGHT, 24″ or 30″ HIGH

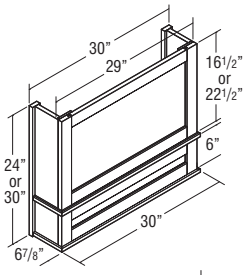

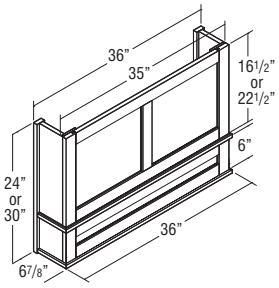

Price Column	1	2	3	4	5
WHCBS3024	3678	3678	3678	3678	3678
WHCBS3030	4119	4119	4119	4119	4119
WHCBS3624	4119	4119	4119	4119	4119
WHCBS3630	4561	4561	4561	4561	4561

- Install between adjacent cabinets.
- Exhaust system not included. Compatible with all blowers on page 62.
- Check local building code and appliance installation specifications for clearance requirements and installation heights above the range.
- Silver metallic liner included. Assembly required.
- Installation instructions and hardware included.
- Liner opening size: 10 1/4″ deep by 19 1/2″ wide.
- End rails, side stiles, and center stiles are 2 1/4″ wide.
- Grain runs vertical on center panels in upper section and horizontal on center panel in lower section.
- Painted hardwood will be used for laminate.
- No changes or cancellations will be accepted after 24 hours from acknowledgment of order.

MODIFICATIONS
No modifications available for these products.

WOOD HOOD CANOPY BATTEN STRAIGHT, 36″ HIGH

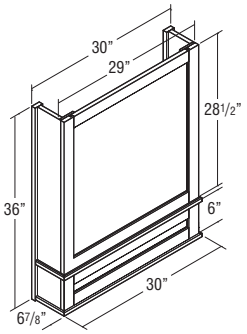

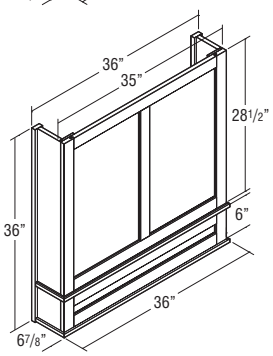

WHCBS3036	4561	4561	4561	4561	4561
WHCBS3636	5002	5002	5002	5002	5002

- Install between adjacent cabinets.
- Exhaust system not included. Compatible with all blowers on page 62.
- Check local building code and appliance installation specifications for clearance requirements and installation heights above the range.
- Silver metallic liner included. Assembly required.
- Installation instructions and hardware included.
- Liner opening size: 10 1/4″ deep by 19 1/2″ wide.
- End rails, side stiles, and center stiles are 2 1/4″ wide.
- Grain runs vertical on center panels in upper section and horizontal on center panel in lower section.
- Painted hardwood will be used for laminate.
- No changes or cancellations will be accepted after 24 hours from acknowledgment of order.

MODIFICATIONS
No modifications available for these products.

Price Column	1	2	3	4	5
BLOWER600	3759	3759	3759	3759	3759

BLOWER, 600 CFM

5 DAY EXPRESS RESPONSE

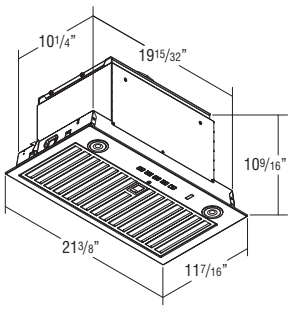

- 600 CFM.
- Two 3 watt (300+ Lumens, 3 settings) LED lights included.
- Installation instructions, warranty, and repair information included.
- Stainless Steel finish.
- Four speed push button control.
- Includes removable dishwasher safe grease filter.
- WIFI Enabled, Auto-Sensing, and Heat Sentry technology included.
- 1 year warranty.
- Compatible with all Wood Hoods.

MODIFICATIONS
No modifications available for these products.

BLOWER400	1765	1765	1765	1765	1765

BLOWER, 400 CFM

5 DAY EXPRESS RESPONSE

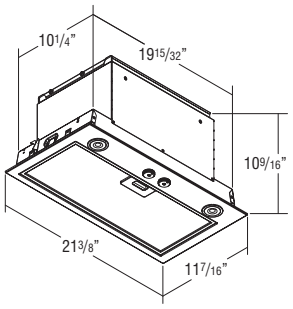

- 400 CFM, Energy Star rated.
- Two 2.8 watt (250+ Lumens) LED lights included.
- Installation instructions, warranty, and repair information included.
- Stainless Steel finish.
- Three speed rotary switch control.
- Includes removable dishwasher safe grease filter.
- Heat Sentry technology included.
- 1 year warranty.
- Compatible with all Wood Hoods.

MODIFICATIONS
No modifications available for these products.

CONVERSION	357	357	357	357	357
FILTERCHAR	165	165	165	165	165

CONVERSION AND FILTER CHARCOAL

5 DAY EXPRESS RESPONSE

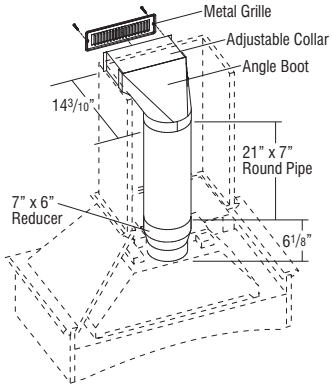

- CONVERSION includes: (1) 21″ x 7″ round pipe, (1) adjustable collar, (1) white metal soffit grille (11 3/8″ x 3 5/8″), (1) angle boot, (1) 7″ x 6″ reducer, filter and installation instructions.
- CONVERSION is not compatible with WHC30.
- CONVERSION is compatible with all blowers on this page.
- FILTERCHAR for use in all blowers on this page.
- FILTERCHAR is a replacement charcoal filter used to provide proper filtration for air recirculation when a conversion kit is used. The filter attaches to the inside of the removable mesh metal filter in the blower.

MODIFICATIONS
No modifications available for these products.

TABLE OF CONTENTS – BASE CABINETS

Base Cabinets with Drawers 64
Full Height Base Cabinets 65
Base Organization, Base with Roll Trays, and Specialty Cabinets 66
Sink Base Cabinets 68
Base Bline Cabinets 75
Corner Base Cabinets 76
Drawer Base Cabinets 78
Wastebaskets 80
Pull-outs 81
Appliance Base Cabinets 83
Base Corner Peninsula Cabinets 84

BASE CABINET NOMENCLATURE

All Base Cabinets are 34 1/2″ high and 24″ deep unless otherwise noted.

B24

Cabinet Type — Cabinet Width

CONSTRUCTION UPGRADES

Mod.	Description
APC	All- plywood Construction
PE	Plywood Ends

NON SOFT-CLOSE OPTIONS

Mod.	Description
NSCFB	Non Soft-close Furniture Board Drawers
NSCH	Non Soft-close Hinge

MODIFICATIONS GRID KEY

Mod.	Description
•	Available
STD	Standard on these cabinets
5 DAY EXPRESS RESPONSE	5 Day Express Response Item

CUSTOM MODIFICATIONS

Mod.	Description
CBO	Cabinet Box Only
CCO	Cabinet Case Only
CD	Change Depth
CFNTO	Cabinet Front Only
CFRMO	Cabinet Face Frame Only
CND	Cabinet No Door
DDE	Decorative Door on End
FB	Finished End, Both
FD	Full Depth Shelf
FP	False Panel
FPEB	Furniture Plywood End, Both
FTK	Flush Toekick
FTKV.A	Flush Toekick Valance, Style A
FTKV.F	Flush Toekick Valance, Style F
MIP	Matching Interior Plywood
P	Peninsula
RT	Roll Tray
RTKALL	Recessed Toekick, All
RTKBK	Recessed Toekick, Back
RTKL	Recessed Toekick, Left
RTKR	Recessed Toekick, Right
VTK	Void Toekick

Cabinets are shipped with an unfinished toekick. Finished toekicks in matching wood veneer or laminate must be ordered separately and field installed.

Drawer box reduces in depth in 3" increments. Spacer blocks are used for drawer hardware.

Heat shields are available for field installation. See page 151.

FPEB modification is recommended for non-stacking applications. Use a 1/4" skin for stacking applications.

BASE

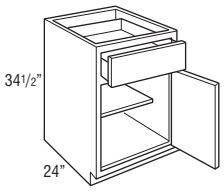

Price Column	1	2	3	4	5
B9 L or R	530	557	585	626	688
B12 L or R	569	598	628	671	739
B15 L or R	608	638	670	717	789
B18 L or R	647	679	713	763	839
B21 L or R	686	720	756	809	890
B24 L or R	724	761	799	855	940

- Adjustable 15″ deep shelves.

Custom Modifications

CBO	CCO	CD	CFNTO	CFRMO	CND	DDE	FB	FD	FP	FPEB	FTK	FTKV	MIP	P	RT	RTKALL/BK	RTKL/R	VTK
•	•	•	•	•	•	•	•	•	•	•	•	•[1]	•	•[2]	•[2]	•[3]	•	•

Construction Upgrades

APC	PE
•	•

Non Soft-close Options

NSCFB	NSCH
•	•

[1] Not available on 9″ or 12″ wide
[2] Not available on 9″ wide
[3] RTKALL not available

BASE

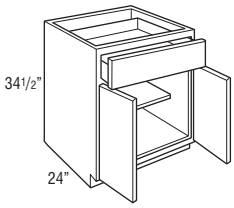

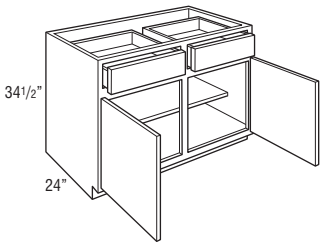

B24	798	838	880	942	1036
B27	853	895	940	1006	1107
B30	907	953	1000	1070	1177
B33	962	1010	1060	1134	1248
B36	1016	1067	1120	1199	1318
B39	1071	1124	1180	1263	1389
B42	1125	1181	1240	1327	1460
B45	1179	1238	1300	1391	1530
B48	1234	1296	1360	1456	1601

- Adjustable 15″ deep shelves.

Custom Modifications

CBO	CCO	CD	CFNTO	CFRMO	CND	DDE	FB	FD	FP	FPEB	FTK	FTKV	MIP	P	RT	RTKALL/BK	RTKL/R	VTK
•	•	•	•	•	•	•	•	•	•	•	•	•	•	•	•	•[1]	•	•

Construction Upgrades

APC	PE
•	•

Non Soft-close Options

NSCFB	NSCH
•	•

[1] RTKALL not available on 24″ wide

Price Column	1	2	3	4	5
B6FH L or R	435	457	480	513	565

BASE with FULL HEIGHT DOOR

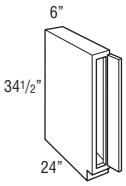

- Frame opening is 3″ wide.
- Cabinet has a full top panel.
- Utilizes a 5 1/2″ wide overlay filler as a hinged door for full and partial overlay styles.
- All overlays will match the door style outside profile unless a noted exception is listed in the door style section. Certain door style overlays will be painted hardwood. See Door Style section for exceptions.

Custom Modifications

CBO	CCO	CD	CFNTO	CFRMO	CND	DDE	FB	FD	FP	FPEB	FTK	FTKV	MIP	P	RT	RTKALL/BK	RTKL/R	VTK
	•	•	•	•			•			•	•		•					•

Construction Upgrades

APC	PE
•	•

Non Soft-close Options

NSCFB	NSCH
	•

BASE with FULL HEIGHT DOOR

9", 12", 15", 18", 21", or 24"

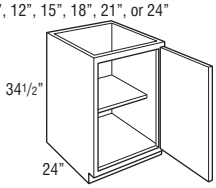

B9FH L or R	467	490	515	551	606
B12FH L or R	499	524	550	589	647
B15FH L or R	531	557	585	626	689
B18FH L or R	563	591	620	664	730
B21FH L or R	594	624	655	701	771
B24FH L or R	626	658	690	739	813

- Adjustable 15″ deep shelf.

Custom Modifications

CBO	CCO	CD	CFNTO	CFRMO	CND	DDE	FB	FD	FP	FPEB	FTK	FTKV	MIP	P	RT	RTKALL/BK	RTKL/R	VTK
•	•	•	•	•		•	•	•		•	•	•[1]	•	•[2]	•[2]	•[3]	•	•

Construction Upgrades

APC	PE
•	•

Non Soft-close Options

NSCFB	NSCH
	•

[1] Not available on 9″ or 12″ wide
[2] Not available on 9″ wide
[3] RTKALL not available

BASE with FULL HEIGHT DOOR

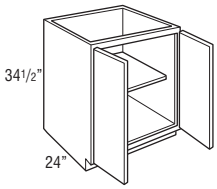

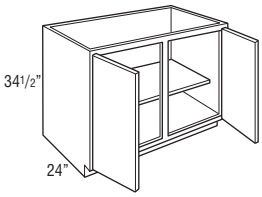

B24FH	706	741	778	833	916
B27FH	738	775	813	870	957
B30FH	770	808	848	908	999
B33FH	801	841	884	945	1040
B36FH	833	875	919	983	1081
B39FH	865	908	954	1021	1123
B42FH	897	942	989	1058	1164
B45FH	929	975	1024	1096	1205
B48FH	961	1009	1059	1133	1247

- Adjustable 15″ deep shelf.

Custom Modifications

CBO	CCO	CD	CFNTO	CFRMO	CND	DDE	FB	FD	FP	FPEB	FTK	FTKV	MIP	P	RT	RTKALL/BK	RTKL/R	VTK
•	•	•	•	•		•	•	•		•	•	•	•	•	•	•[1]	•	•

Construction Upgrades

APC	PE
•	•

Non Soft-close Options

NSCFB	NSCH
	•

[1] RTKALL not available on 24″ wide

Price Column	1	2	3	4	5
BSC30RP	1942	1981	2021	2080	2171
BSC30PR	1942	1981	2021	2080	2171

BASE SUPERCABINET™

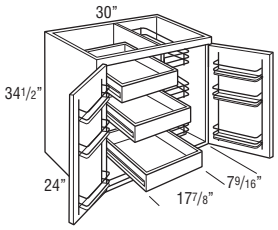

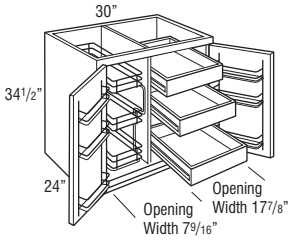

- Nomenclature represents left to right order of interior components.
  Example: BSC30PR = Base SuperCabinet™ 30″ Pull-out Roll-out.
- Cabinets utilize 170° hinge. For sufficient pull-out clearance, 12″ of adjacent space is required for door to open 170° when installed near a wall or corner.
- Both doors have chrome and wood three-tiered racks.
- Door rack width is 9 3/8″.
- Door rack depth is 3″.
- Integrated soft-close hinge not included. Premium door mechanism installed.

Custom Modifications

CBO	CCO	CD	CFNTO	CFRMO	CND	DDE	FB	FD	FP	FPEB	FTK	FTKV	MIP	P	RT	RTKALL/BK	RTKL/R	VTK
•				•		•	•			•	•	•	•			•	•	•

Construction Upgrades

APC	PE
•	•

Non Soft-close Options

NSCFB	NSCH
	STD

BSC36PRP	2483	2525	2568	2633	2731

BASE SUPERCABINET™

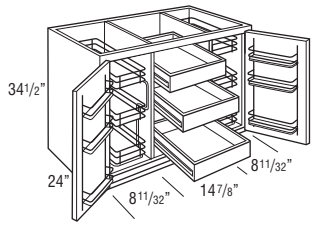

- Nomenclature represents left to right order of interior components.
  Example; BSC36PRP = Base SuperCabinet™ 36″ Pull-out Roll-out Pull-out.
- Cabinets utilize 170° hinge. For sufficient pull-out clearance, 12″ of adjacent space is required for door to open 170° when installed near a wall or corner.
- Both doors have chrome and wood three-tiered racks.
- Door rack width is 12 3/8″.
- Door rack depth is 3″.
- Integrated soft-close hinge not included. Premium door mechanism installed.

Custom Modifications

CBO	CCO	CD	CFNTO	CFRMO	CND	DDE	FB	FD	FP	FPEB	FTK	FTKV	MIP	P	RT	RTKALL/BK	RTKL/R	VTK
•				•		•	•			•	•	•	•			•	•	•

Construction Upgrades

APC	PE
•	•

Non Soft-close Options

NSCFB	NSCH
	STD

BASE with ROLL TRAYS

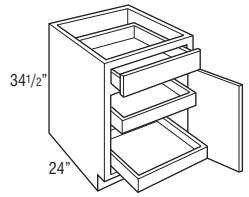

B12RT L or R	1263	1291	1321	1365	1432
B15RT L or R	1302	1332	1364	1411	1483
B18RT L or R	1341	1373	1407	1457	1534
B21RT L or R	1380	1414	1450	1503	1584
B24RT L or R	1418	1454	1492	1548	1633

- 2 roll trays standard.
- Cabinets may accommodate up to 4 roll trays, which may be purchased separately for field installation. See page 153.

Custom Modifications

CBO	CCO	CD	CFNTO	CFRMO	CND	DDE	FB	FD	FP	FPEB	FTK	FTKV	MIP	P	RT	RTKALL/BK	RTKL/R	VTK
•	•	•	•	•	•	•	•		•	•	•	•[1]	•			•[2]	•	•

Construction Upgrades

APC	PE
•	•

Non Soft-close Options

NSCFB	NSCH
•	•

[1] Not available on 12″ wide
[2] RTKALL not available

BASE with ROLL TRAYS

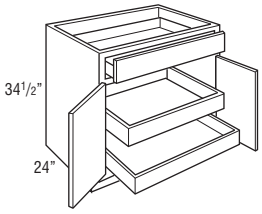

B24RT	1492	1532	1574	1635	1729
B27RT	1547	1590	1634	1700	1801
B30RT	1601	1646	1694	1764	1871
B33RT	1656	1704	1755	1829	1942
B36RT	1710	1761	1814	1893	2012

- 2 roll trays standard.
- Cabinet has butt doors, no center stile.
- Cabinet may accommodate up to 4 roll trays, which may be purchased separately for field installation. See page 153.

Custom Modifications

CBO	CCO	CD	CFNTO	CFRMO	CND	DDE	FB	FD	FP	FPEB	FTK	FTKV	MIP	P	RT	RTKALL/BK	RTKL/R	VTK
•	•	•	•	•	•	•	•		•	•	•	•	•			•[1]	•	•

Construction Upgrades

APC	PE
•	•

Non Soft-close Options

NSCFB	NSCH
•	•

[1] RTKALL not available on 24″ wide

BASE with ROLL TRAYS

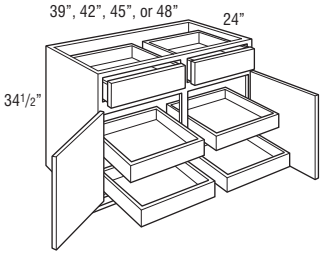

Price Column	1	2	3	4	5
B39RT	2459	2513	2569	2651	2778
B42RT	2513	2569	2628	2715	2848
B45RT	2567	2626	2688	2779	2918
B48RT	2622	2684	2748	2844	2989

- 4 roll trays standard.
- Cabinet may accommodate up to 8 roll trays, which may be purchased separately for field installation. See page 153.

Custom Modifications

CBO	CCO	CD	CFNTO	CFRMO	CND	DDE	FB	FD	FP	FPEB	FTK	FTKV	MIP	P	RT	RTKALL/BK	RTKL/R	VTK
•	•	•	•	•	•	•	•		•	•	•	•	•			•	•	•

Construction Upgrades

APC	PE
•	•

Non Soft-close Options

NSCFB	NSCH
•	•

BASE with TRAY DIVIDER ROLL-OUT

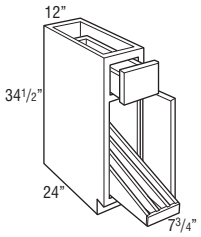

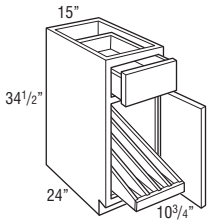

B12TDRO L or R	973	1001	1031	1075	1142
B15TDRO L or R	1028	1058	1090	1137	1209

- Tray divider utilizes soft-close undermount guides.
- Dividers are removable.
- 12″ - 3 compartments.
- 15″ - 4 compartments.
- Tray Divider Roll-out are also available as an accessory for field installation. See page 152.

Custom Modifications

CBO	CCO	CD	CFNTO	CFRMO	CND	DDE	FB	FD	FP	FPEB	FTK	FTKV	MIP	P	RT	RTKALL/BK	RTKL/R	VTK
•	•		•	•	•	•	•		•	•	•	•[1]	•			•[2]	•	•

Construction Upgrades

APC	PE
•	•

Non Soft-close Options

NSCFB	NSCH
	•

[1] Not available on 12″ wide
[2] RTKALL not available

BASE with TRAY DIVIDER

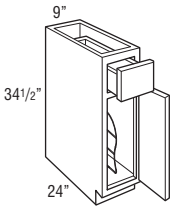

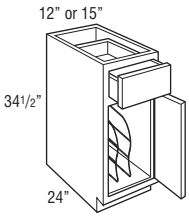

B9TD L or R	606	633	660	701	764
B12TD L or R	645	673	703	747	814
B15TD L or R	684	714	746	793	865

- Tray Divider is chrome.
- Tray Divider is also available as an accessory for field installation. See page 152.
- Divider is removable for easy cleaning.

Custom Modifications

CBO	CCO	CD	CFNTO	CFRMO	CND	DDE	FB	FD	FP	FPEB	FTK	FTKV	MIP	P	RT	RTKALL/BK	RTKL/R	VTK
•	•		•	•	•	•	•		•	•	•	•[1]	•			•[2]	•	•

Construction Upgrades

APC	PE
•	•

Non Soft-close Options

NSCFB	NSCH
•	•

[1] Not available on 9″ or 12″ wide
[2] RTKALL not available

Price Column	1	2	3	4	5
B9TDFH L or R	543	566	591	627	682
B12TDFH L or R	575	600	626	665	723
B15TDFH L or R	607	634	661	702	765

BASE with TRAY DIVIDER, FULL HEIGHT DOOR

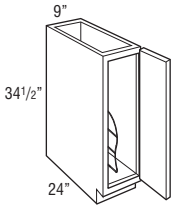

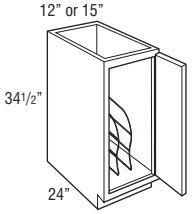

- Tray Divider is chrome.
- Tray Divider is also available as an accessory for field installation. See page 152.
- Divider is removable for easy cleaning.

Custom Modifications

CBO	CCO	CD	CFNTO	CFRMO	CND	DDE	FB	FD	FP	FPEB	FTK	FTKV	MIP	P	RT	RTKALL/BK	RTKL/R	VTK
•	•		•	•		•	•			•	•	•[1]	•			•[2]	•	•

Construction Upgrades

APC	PE
•	•

Non Soft-close Options

NSCFB	NSCH
	•

[1] Not available on 9″ or 12″ wide
[2] RTKALL not available

B18MIXFH L or R	2010	2038	2068	2111	2178
B21MIXFH L or R	2099	2129	2160	2206	2276
B24MIXFH L or R	2189	2220	2253	2301	2375
B24MIXFH	2269	2304	2341	2396	2479

BASE with MIXER SHELF, FULL HEIGHT DOOR

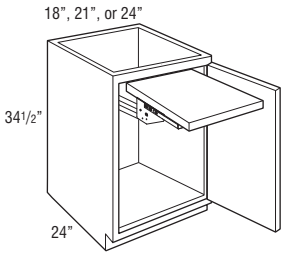

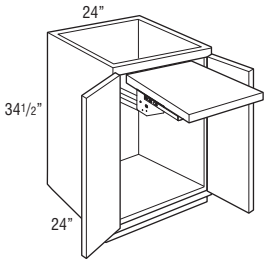

- Includes mixer lift with soft-close closing feature.
- Mixer shelf will be 3/4″ thick, mixer shelf dimensions:
  18″ wide: 11 3/4″ wide x 20″ deep.
  21″ wide: 14 3/4″ wide x 20″ deep.
  24″ wide: 17 3/4″ wide x 20″ deep.
- Maximum Weight Capacity for Mixer Shelf: 60 lbs.
- Mixer shelf locks in the fully open position. Release brackets lower the mixer shelf back into the cabinet.
- When in closed position, clearance above shelf is 17 5/8″; clearance below shelf is 7 3/4″.
- Mixer shelf is not intended to support mixer while mixer is in use.

Custom Modifications

CBO	CCO	CD	CFNTO	CFRMO	CND	DDE	FB	FD	FP	FPEB	FTK	FTKV	MIP	P	RT	RTKALL/BK	RTKL/R	VTK
•	•		•	•		•	•			•	•	•				•[1]	•	•

Construction Upgrades

APC	PE
STD	

Non Soft-close Options

NSCFB	NSCH
	•

[1] RTKALL not available

SINK BASE

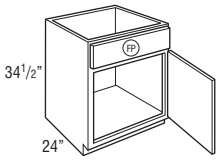

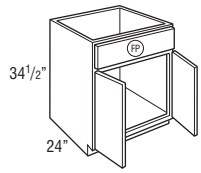

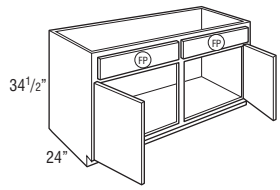

FP = False Panel

SB21 L or R	590	619	650	696	765
SB24 L or R	625	656	689	737	811
SB24	663	696	731	782	860
SB27	708	743	780	835	918
SB30	753	791	830	888	977
SB33	798	838	880	942	1036
SB36	843	886	930	995	1094
SB39	889	933	980	1048	1153
SB42	934	980	1029	1102	1212
SB45	979	1028	1079	1155	1270
SB48	1024	1075	1129	1208	1329

- Mini Touch-up Kit (MTUK) included. MTUK includes small touch-up marker and small fill stick.

Custom Modifications

CBO	CCO	CD	CFNTO	CFRMO	CND	DDE	FB	FD	FP	FPEB	FTK	FTKV	MIP	P	RT	RTKALL/BK	RTKL/R	VTK
	•	•	•	•	•	•	•		STD	•	•	•	•			•[1]	•	•

Construction Upgrades

APC	PE
•	•

Non Soft-close Options

NSCFB	NSCH
	•

[1] RTKALL not available on 21″ or 24″ wide

SINK BASE with CABMAT™

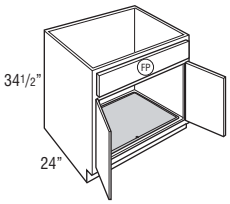

FP = False Panel

Price Column	1	2	3	4	5
SB30CM	1172	1210	1249	1307	1396
SB33CM	1232	1272	1314	1375	1469
SB36CM	1292	1334	1378	1443	1543

- Mini Touch-up Kit (MTUK) included. MTUK includes small touch-up marker and small fill stick.
- CabMat™ is designed to capture spills and is removable for cleaning.
- CabMat™ also available for field installation. See page 150.

Custom Modifications

CBO	CCO	CD	CFNTO	CFRMO	CND	DDE	FB	FD	FP	FPEB	FTK	FTKV	MIP	P	RT	RTKALL/BK	RTKL/R	VTK
•	•		•	•	•	•	•		STD	•	•	•	•			•	•	•

Construction Upgrades

APC	PE
•	•

Non Soft-close Options

NSCFB	NSCH
	•

SINK BASE, 27″ DEEP

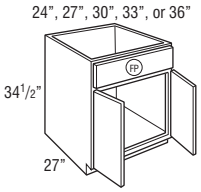

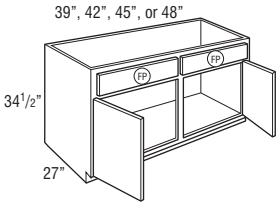

FP = False Panel

SB2427	685	720	755	808	889
SB2727	730	767	805	862	948
SB3027	776	814	855	915	1006
SB3327	821	862	905	968	1065
SB3627	866	909	955	1022	1124
SB3927	911	957	1005	1075	1182
SB4227	956	1004	1054	1128	1241
SB4527	1002	1052	1104	1181	1300
SB4827	1047	1099	1154	1235	1358

- Mini Touch-up Kit (MTUK) included. MTUK includes small touch-up marker and small fill stick.

Custom Modifications

CBO	CCO	CD	CFNTO	CFRMO	CND	DDE	FB	FD	FP	FPEB	FTK	FTKV	MIP	P	RT	RTKALL/BK	RTKL/R	VTK
	•		•	•	•		•		STD	•	•	•	•			•[1]	•	•

Construction Upgrades

APC	PE
•	•

Non Soft-close Options

NSCFB	NSCH
	•

[1] RTKALL not available on 24″ wide

SINK BASE with TIP-OUT TRAY

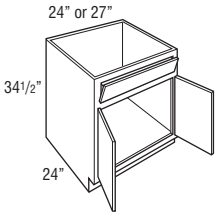

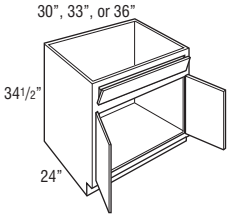

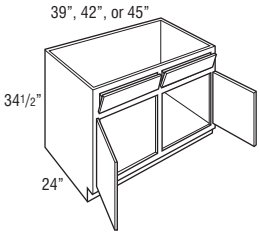

SB24TO	804	837	872	923	1001
SB27TO	849	884	922	976	1060
SB30TO	888	926	965	1023	1112
SB33TO	933	973	1015	1076	1170
SB36TO	984	1026	1070	1135	1235
SB39TO	1030	1074	1121	1190	1295
SB42TO	1075	1122	1171	1243	1353
SB45TO	1120	1169	1220	1296	1411

- Tip-out trays are stain resistant, moisture resistant plastic to allow storage of sponges and other cleaning materials.
- Clean tip-out trays using a mild soap and water. Avoid scalding water.
- Mini Touch-up Kit (MTUK) included. MTUK includes small touch-up marker and small fill stick.
- Includes two tip-out trays on 30″-45″ wide.
- Tip-out trays are also available as an accessory for field installation. See page 152.

Custom Modifications

CBO	CCO	CD	CFNTO	CFRMO	CND	DDE	FB	FD	FP	FPEB	FTK	FTKV	MIP	P	RT	RTKALL/BK	RTKL/R	VTK
	•	•		•	•	•	•			•	•	•	•			•[1]	•	•

Construction Upgrades

APC	PE
•	•

Non Soft-close Options

NSCFB	NSCH
	•

[1] RTKALL not available on 24″ wide

SINK BASE with TIP-OUT TRAY with CABMAT™

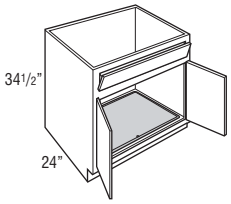

Price Column	1	2	3	4	5
SB30TOCM	1307	1351	1398	1467	1571
SB33TOCM	1367	1414	1463	1535	1645
SB36TOCM	1433	1482	1534	1610	1726

- Mini Touch-up Kit (MTUK) included. MTUK includes small touch-up marker and small fill stick.
- CabMat™ is designed to capture spills and is removable for cleaning.
- Tip-out trays are stain resistant, moisture resistant plastic to allow storage of sponges and other cleaning materials.
- Clean tip-out trays using a mild soap and water. Avoid scalding water.
- Includes two tip-out trays.
- Tip-out trays are also available as on accessory for field installation. See page 152.
- CabMat™ also available for field installation. See page 150.

Custom Modifications

CBO	CCO	CD	CFNTO	CFRMO	CND	DDE	FB	FD	FP	FPEB	FTK	FTKV	MIP	P	RT	RTKALL/BK	RTKL/R	VTK
•	•			•	•	•	•			•	•	•	•			•	•	•

Construction Upgrades

APC	PE
•	•

Non Soft-close Options

NSCFB	NSCH
	•

SINK BASE with TIP-OUT TRAY 27″ DEEP

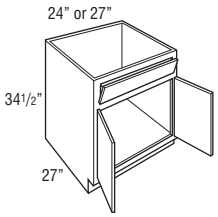

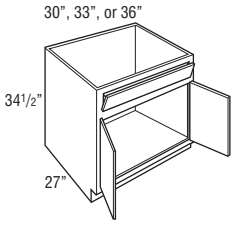

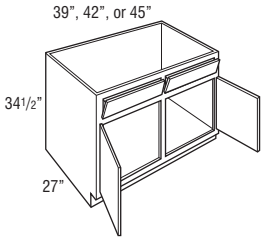

SB2427TO	826	860	896	949	1030
SB2727TO	871	908	946	1002	1088
SB3027TO	911	950	991	1050	1142
SB3327TO	956	997	1040	1104	1200
SB3627TO	1007	1050	1096	1163	1265
SB3927TO	1052	1098	1145	1216	1323
SB4227TO	1097	1145	1195	1269	1381
SB4527TO	1143	1193	1246	1323	1441

- Mini Touch-up Kit (MTUK) included. MTUK includes small touch-up marker and small fill stick.
- Tip-out trays are stain resistant, moisture resistant plastic to allow storage of sponges and other cleaning materials.
- Clean tip-out trays using a mild soap and water. Avoid scalding water.
- Includes two tip-out trays on 30″-45″ wide.
- Tip-out trays are also available as an accessory for field installation. See page 152.

Custom Modifications

CBO	CCO	CD	CFNTO	CFRMO	CND	DDE	FB	FD	FP	FPEB	FTK	FTKV	MIP	P	RT	RTKALL/BK	RTKL/R	VTK
	•			•	•		•			•	•	•	•			•[1]	•	•

Construction Upgrades

APC	PE
•	•

Non Soft-close Options

NSCFB	NSCH
	•

[1] RTKALL not available on 24″ wide

Price Column	1	2	3	4	5
SBSC36TO	1515	1584	1656	1762	1924

SINK BASE SUPERCABINET™ with TIP-OUT TRAY

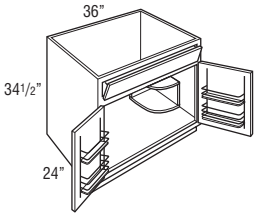

- Quarter Round Reversible Shelf for left or right applications will be constructed from 3/4″ thick laminated furniture board. (Shelf shipped secure, can be positioned in left or right corner.)
- Mini Touch-up Kit (MTUK) included. MTUK includes small touch-up marker and small fill stick.
- Both doors will have a chrome and wood two-tiered rack.
- Racks on doors are 14 3/8″ wide.
- Racks on doors are 3″ deep.
- Includes two tip-out trays.
- Tip-out trays are stain resistant, moisture resistant plastic to allow storage of sponges and other cleaning materials.
- Clean tip-out trays using a mild soap and water. Avoid scalding water.
- Tip-out trays are also available as an accessory for field installation. See page 152.
- All load bearing surfaces can support 15 lbs. per square foot.

Custom Modifications

CBO	CCO	CD	CFNTO	CFRMO	CND	DDE	FB	FD	FP	FPEB	FTK	FTKV	MIP	P	RT	RTKALL/BK	RTKL/R	VTK
	•			•	•	•	•			•	•	•	•			•	•	•

Construction Upgrades

APC	PE
•	•

Non Soft-close Options

NSCFB	NSCH
	•

SBSC36TOCM	1964	2040	2119	2236	2415

SINK BASE SUPERCABINET™ with TIP-OUT TRAY, CABMAT™

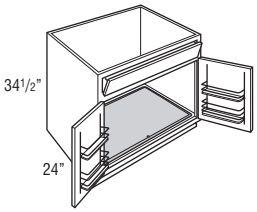

- Mini Touch-up Kit (MTUK) included. MTUK includes small touch-up marker and small fill stick.
- CabMat™ is designed to capture spills and is removable for cleaning.
- Both doors will have a chrome and wood two-tiered rack.
- Racks on doors are 14 3/8″ wide.
- Racks on doors are 3″ deep.
- Includes two tip-out trays.
- Tip-out trays are stain resistant, moisture resistant plastic to allow storage of sponges and other cleaning materials.
- Clean tip-out trays using a mild soap and water. Avoid scalding water.
- Tip-out trays are also available as an accessory for field installation. See page 152.
- All load bearing surfaces can support 15 lbs. per square foot.
- CabMat™ also available for field installation. See page 150.

Custom Modifications

CBO	CCO	CD	CFNTO	CFRMO	CND	DDE	FB	FD	FP	FPEB	FTK	FTKV	MIP	P	RT	RTKALL/BK	RTKL/R	VTK
•	•			•	•	•	•			•	•	•	•			•	•	•

Construction Upgrades

APC	PE
•	•

Non Soft-close Options

NSCFB	NSCH
	•

SINK BASE DIAGONAL

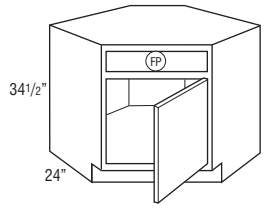

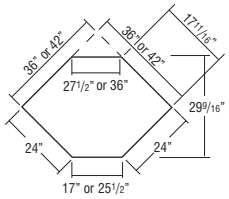

Max. Sink Widths if cut-out is 4″ back from face of front frame

(FP) = False Panel

Price Column	1	2	3	4	5
SBD36 L or R	734	771	810	866	953
SBD42	836	878	922	987	1085

- Edges beveled at 45°.
- Mini Touch-up Kit (MTUK) included. MTUK includes small touch-up marker and small fill stick.
- For sufficient dishwasher door clearance and loading/unloading space, a 15″ wide base cabinet is recommended for use between a corner sink base and dishwasher.
- On SBD36 L or R, full overlay styles use the same width doors as partial overlay styles (14 1/2″ wide) with a partial overlay hinge (HNG107PO) to allow for proper door clearance with adjacent cabinets.

†SBD42 has butt doors.

Wall Width	Frame	Maximum Sink Width	Maximum Sink Depth
36″ x 36″	17″	25 3/4″	27 11/32″
42″ x 42″	25 1/2″	34 1/4″	27 11/32″

Custom Modifications

CBO	CCO	CD	CFNTO	CFRMO	CND	DDE	FB	FD	FP	FPEB	FTK	FTKV	MIP	P	RT	RTKALL/BK	RTKL/R	VTK
	•		•	•	•		•		STD	•								•

Construction Upgrades

APC	PE
•	•

Non Soft-close Options

NSCFB	NSCH
	•

SINK BASE DIAGONAL with ANGLED ENDS FRONT ONLY

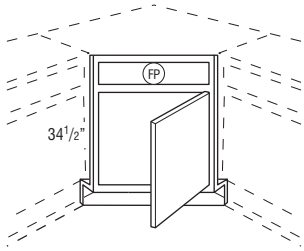

Max. Sink Widths if cut-out is 4″ back from face of front frame

(FP) = False Panel

SBD36FRT L or R	564	592	622	665	732
SBD42FRT	633	665	698	747	822

- Edges beveled at 45°.
- Sink Base Diagonal Bottom Panel Only required for field installation. Order separately. See next item.
- Toekick and toekick return shipped unattached from the face frame.
- On SBD36FRT L or R, full overlay styles use the same width doors as partial overlay styles (14 1/2″ wide) with a partial overlay hinge (HNG107PO) to allow for proper door clearance with adjacent cabinets.
- For sufficient dishwasher door clearance and loading/unloading space, a 15″ wide base cabinet is recommended for use between a corner sink base and dishwasher.

†SBD42FRT has butt doors.

Wall Width	Frame	Maximum Sink Width	Maximum Sink Depth
36″ x 36″	17″	25 3/4″	27 11/32″
42″ x 42″	25 1/2″	34 1/4″	27 11/32″

Custom Modifications

CBO	CCO	CD	CFNTO	CFRMO	CND	DDE	FB	FD	FP	FPEB	FTK	FTKV	MIP	P	RT	RTKALL/BK	RTKL/R	VTK
			STD	•	•				STD									

Construction Upgrades

APC	PE

Non Soft-close Options

NSCFB	NSCH
	•

SINK BASE DIAGONAL BOTTOM PANEL ONLY

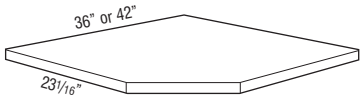

SBDBPNL36	177	177	177	177	177
SBDBPNL42	219	219	219	219	219

- Designed for use with Sink Base Diagonal with Angled Ends Front Only.
- 3/8″ thick.
- Trimmable.
- Cabinet bottom is sized for use next to an adjacent wall or cabinet with flush ends.

MODIFICATIONS
No modifications available for these products.

Construction Upgrades

APC	PE
•	

SINK BASE with TALL APRON

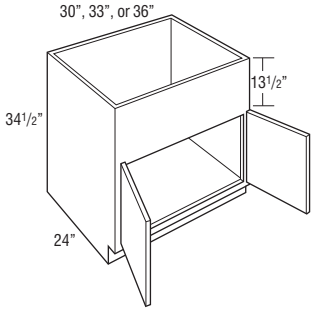

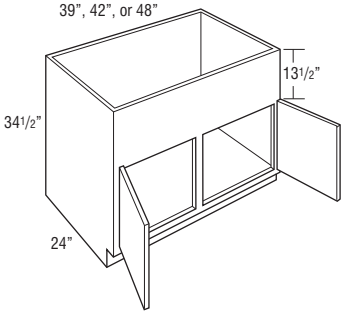

Price Column	1	2	3	4	5
SBTA30	803	843	885	947	1042
SBTA33	858	901	946	1012	1113
SBTA36	913	958	1006	1077	1184
SBTA39	967	1016	1067	1141	1255
SBTA42	1022	1073	1127	1206	1326
SBTA48	1132	1188	1248	1335	1468

- 13 1/2″ panel can be trimmed up to 12″.
- Mini Touch-up Kit (MTUK) included. MTUK includes small touch-up marker and small fill stick.
- For apron front sinks requiring a cut-out height of 6 1/2″ or less, see Base Range Drop-in on page 83.
- Refer to sink manufacturer's recommendations for additional support required for apron front sinks.

Custom Modifications

CBO	CCO	CD	CFNTO	CFRMO	CND	DDE	FB	FD	FP	FPEB	FTK	FTKV	MIP	P	RT	RTKALL/BK	RTKL/R	VTK
	•	•	•	•		•	•			•	•	•	•			•	•	•

Construction Upgrades

APC	PE
•	•

Non Soft-close Options

NSCFB	NSCH
	•

SINK BASE with TALL APRON with CABMAT™

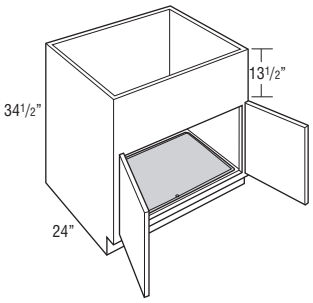

SBTA30CM	1222	1262	1304	1366	1461
SBTA33CM	1292	1335	1380	1446	1547
SBTA36CM	1362	1408	1456	1526	1634

- 13 1/2″ panel can be trimmed to 12″.
- Mini Touch-up Kit (MTUK) included. MTUK includes small touch-up marker and small fill stick.
- CabMat™ is designed to capture spills and is removable for cleaning.
- For apron front sinks requiring a cut-out height of 6 1/2″ or less, see Base Range Drop-in on page 83.
- Refer to sink manufacturer's recommendations for additional support required for apron front sinks.
- CabMat™ also available for field installation. See page 150.

Custom Modifications

CBO	CCO	CD	CFNTO	CFRMO	CND	DDE	FB	FD	FP	FPEB	FTK	FTKV	MIP	P	RT	RTKALL/BK	RTKL/R	VTK
•	•		•	•		•	•			•	•	•	•			•	•	•

Construction Upgrades

APC	PE
•	•

Non Soft-close Options

NSCFB	NSCH
	•

SINK BASE with TALL APRON, 27″ DEEP

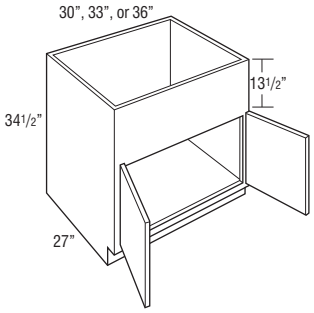

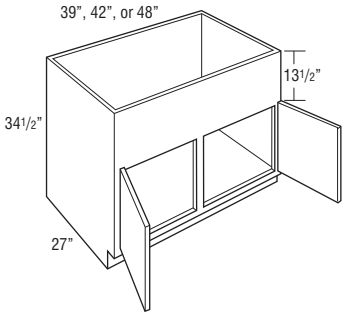

Price Column	1	2	3	4	5
SBTA3027	830	872	916	980	1078
SBTA3327	885	929	976	1044	1149
SBTA3627	940	987	1036	1109	1220
SBTA3927	995	1044	1097	1173	1291
SBTA4227	1049	1102	1157	1238	1362
SBTA4827	1159	1217	1278	1367	1504

- 13 1/2″ panel can be trimmed up to 12″.
- Mini Touch-up Kit (MTUK) included. MTUK includes small touch-up marker and small fill stick.
- For apron front sinks requiring a cut-out height of 6 1/2″ or less, see Base Range Drop-in on page 83.
- Refer to sink manufacturer's recommendations for additional support required for apron front sinks.

Custom Modifications

CBO	CCO	CD	CFNTO	CFRMO	CND	DDE	FB	FD	FP	FPEB	FTK	FTKV	MIP	P	RT	RTKALL/BK	RTKL/R	VTK
	•		•	•			•			•	•	•	•			•	•	•

Construction Upgrades

APC	PE
•	•

Non Soft-close Options

NSCFB	NSCH
	•

Base Blind Cabinets

- BBRW's use the wall space the nomenclature implies.
- Remember to use 3″ filler on adjoining cabinets.
- The adjoining run of cabinets will cover the void.
- The L or R in the cabinet nomenclature indicates the location of the void to ensure clearance.
- It is not recommended to place BBRW cabinets next to appliances where any face component is deeper than 27″.

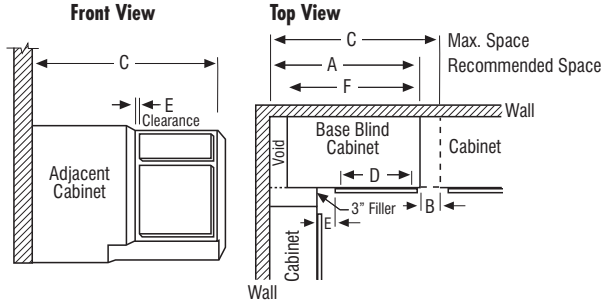

Model	A Recommended Space	B Max. Pull*	C Max. Space	D Face Frame Opening	E* Full Overlay At Min.**	E* Full Overlay At Max.	E* Partial Overlay At Min.**	E* Partial Overlay At Max.	F Actual Cabinet	Full Overlay Door Width	Partial Overlay Door Width
BBRW36	36″	6″	42″	7 1/2″	1 3/4″	7 3/4″	2 1/2″	8 1/2″	27″	10″	8 1/2″
BBRW39	39″	4 1/2″	43 1/2″	9″	3 1/4″	7 3/4″	4″	8 1/2″	30″	11 1/2″	10″
BBRW42	42″	6″	48″	13 1/2″	1 3/4″	7 3/4″	2 1/2″	8 1/2″	39″	16″	14 1/2″
BBRW45	45″	4 1/2″	49 1/2″	15″	3 1/4″	7 3/4″	4″	8 1/2″	42″	17 1/2″	16″
BBRW48	48″	3″	51″	16 1/2″	4 3/4″	7 3/4″	5 1/2″	8 1/2″	45″	19″	17 1/2″

*Minimum/maximum space between inside edge of door and face of filler/adjoining cabinet. If cabinet is pulled to maximum stated dimension, filler will need to be cleated for proper attachment.
**When using hardware on cabinet doors/drawers, additional clearance may be needed.

BASE BLIND REDUCED WIDTH

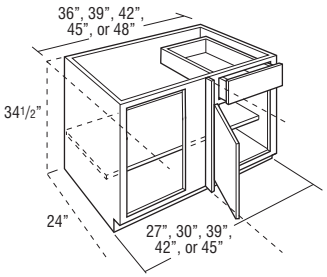

Price Column	1	2	3	4	5
BBRW36 L or R	714	750	787	843	927
BBRW39 L or R	766	805	845	904	995
BBRW42 L or R	819	860	903	966	1062
BBRW45 L or R	871	915	960	1027	1130
BBRW48 L or R	923	969	1018	1089	1198

- Includes one 3″ filler, shipped unattached.
- L or R indicates void. L (left) void shown.
- Adjustable 15″ deep shelf.
- On void side, do not install next to an appliance deeper than standard cabinet depth due to clearance needed for the door and drawer.

Custom Modifications

CBO	CCO	CD	CFNTO	CFRMO	CND	DDE	FB	FD	FP	FPEB	FTK	FTKV	MIP	P	RT	RTKALL/BK	RTKL/R	VTK
•	•	•	•	•	•	•	•	•	•	•	•		•			•	•	•

Construction Upgrades

APC	PE
•	•

Non Soft-close Options

NSCFB	NSCH
•	•

BASE EASY REACH with POLE LAZY SUSAN, WHITE

BER36PLS L or R	1198	1257	1320	1413	1554

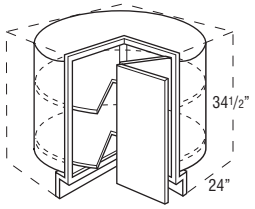

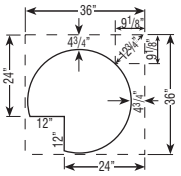

- Wall width is 36″ x 36″.
- Cabinet is drum-shaped; adjoining cabinets create sides.
- White plastic shelves are 28″ diameter with a chrome pole.
- See Panels & Skins section for BEPPLS** if used at end of cabinet run.
- Drum diameter is 31 1/8″ and composed of 1/8″ thick hardboard.
- Decorative hardware screws must be countersunk to prevent scratching of adjacent cabinets and face frame.
- Not recommended for use next to an appliance deeper than standard cabinet depth.
- Integrated soft-close hinge not included.

Custom Modifications

CBO	CCO	CD	CFNTO	CFRMO	CND	DDE	FB	FD	FP	FPEB	FTK	FTKV	MIP	P	RT	RTKALL/BK	RTKL/R	VTK
•	•																	

Construction Upgrades

APC	PE

Non Soft-close Options

NSCFB	NSCH
	STD

BASE DIAGONAL

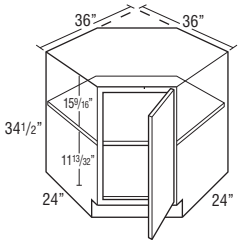

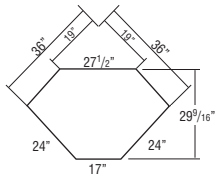

Price Column	1	2	3	4	5
BD36 L or R	979	1028	1080	1155	1271

- One fixed 1/2″ thick shelf.
- Full overlay styles use the same width doors as partial overlay styles (14 1/2″ wide) with a partial overlay hinge (HNG107PO) to allow for proper door clearance with adjacent cabinets.

Custom Modifications

CBO	CCO	CD	CFNTO	CFRMO	CND	DDE	FB	FD	FP	FPEB	FTK	FTKV	MIP	P	RT	RTKALL/BK	RTKL/R	VTK
•			•	•			•			•								•

Construction Upgrades

APC	PE
•	•

Non Soft-close Options

NSCFB	NSCH
	•

BASE DIAGONAL with LAZY SUSAN, PLYWOOD

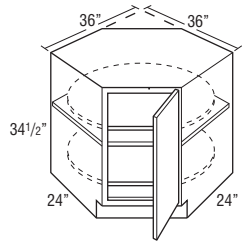

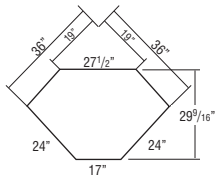

Due to fixed shelf mounting, shelves cannot be retrofitted.

BD36LS(L or R)PW	1903	1952	2003	2079	2194

- Features two 28″ diameter D-shaped plywood revolving shelves with a 1″ plywood lip. Lower shelf is mounted to floor. Upper shelf is mounted to fixed shelf. Fixed shelf is 1/2″ thick laminated furniture board.
- Full overlay styles use the same width doors as partial overlay styles (14 1/2″ wide) with a partial overlay hinge (HNG107PO) to allow for proper door clearance with adjacent cabinets.

Custom Modifications

CBO	CCO	CD	CFNTO	CFRMO	CND	DDE	FB	FD	FP	FPEB	FTK	FTKV	MIP	P	RT	RTKALL/BK	RTKL/R	VTK
•			•	•			•			•								•

Construction Upgrades

APC	PE
•	•

Non Soft-close Options

NSCFB	NSCH
	•

BASE EASY REACH

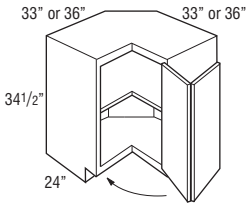

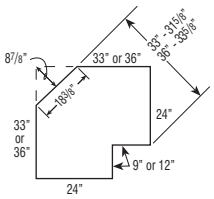

BER33 L or R	983	1033	1084	1160	1276
BER36 L or R	1014	1065	1118	1196	1316

- BER33 L or R wall width is 33″ x 33″. BER36 L or R wall width is 36″ x 36″.
- Decorative hardware screws must be countersunk to prevent scratching of adjacent cabinets and face frame of BER.
- Fixed shelf is 1/2″ thick laminated furniture board.
- Not recommended for use next to an appliance deeper than standard cabinet depth.
- Integrated soft-close hinge not included.

Custom Modifications

CBO	CCO	CD	CFNTO	CFRMO	CND	DDE	FB	FD	FP	FPEB	FTK	FTKV	MIP	P	RT	RTKALL/BK	RTKL/R	VTK
•	•						•			•								•

Construction Upgrades

APC	PE
•	•

Non Soft-close Options

NSCFB	NSCH
	STD

BASE EASY REACH

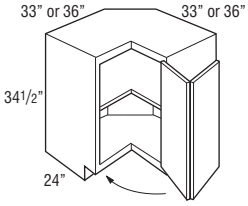

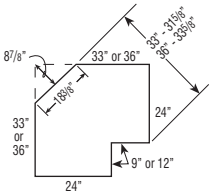

Price Column	1	2	3	4	5
BER3336 L or R	999	1049	1101	1178	1296
BER3633 L or R	999	1049	1101	1178	1296

- BER3336 L or R wall width is 33″ x 36″.
- BER3633 L or R wall width is 36″ x 33″.
- Legs at the front frames are 9″ on 33″ and 12″ on 36″ leg.
- Nomenclature for asymmetrical cabinets reads as follows:
  First set of numbers = left side of cabinet dimensions.
  Second set of numbers = right side of cabinet dimensions.
- Decorative hardware screws must be countersunk to prevent scratching of adjacent cabinets and face frame of BER.
- Fixed shelf is 1/2″ thick laminated furniture board.
- Not recommended for use next to an appliance deeper than standard cabinet depth.
- Integrated soft-close hinge not included.

Custom Modifications

CBO	CCO	CD	CFNTO	CFRMO	CND	DDE	FB	FD	FP	FPEB	FTK	FTKV	MIP	P	RT	RTKALL/BK	RTKL/R	VTK
•	•						•			•								•

Construction Upgrades

APC	PE
•	•

Non Soft-close Options

NSCFB	NSCH
	STD

BASE EASY REACH with LAZY SUSAN, PLYWOOD

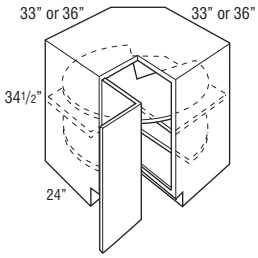

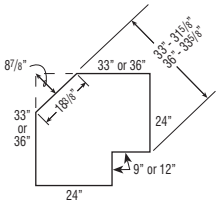

Due to fixed shelf mounting, shelves cannot be retrofitted.

BER33LS(L or R)PW	2121	2170	2222	2298	2414
BER36LS(L or R)PW	2152	2203	2256	2334	2454

- BER33LS(L or R)PW wall width is 33″ x 33″.
- BER36LS(L or R)PW wall width is 36″ x 36″.
- BER33LS(L or R)PW - Susans are 28″ diameter.
- BER336S(L or R)PW - Susans are 32″ diameter.
- Features two plywood revolving shelves with a 1″ plywood lip. Lower shelf is mounted to floor. Upper shelf is mounted to fixed shelf. Fixed shelf is 1/2″ thick laminated furniture board.
- Decorative hardware screws must be countersunk to prevent scratching adjacent cabinets and face frame.
- Not recommended for use next to an appliance deeper than standard cabinet depth.
- Integrated soft-close hinge not included.

Custom Modifications

CBO	CCO	CD	CFNTO	CFRMO	CND	DDE	FB	FD	FP	FPEB	FTK	FTKV	MIP	P	RT	RTKALL/BK	RTKL/R	VTK
•							•			•								•

Construction Upgrades

APC	PE
•	•

Non Soft-close Options

NSCFB	NSCH
	STD

BASE EASY REACH with LAZY SUSAN, PLYWOOD

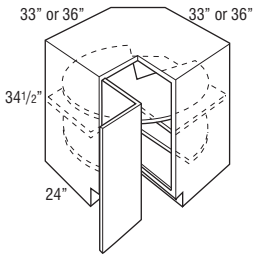

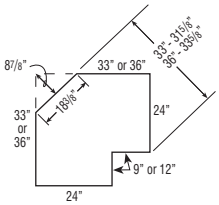

Due to fixed shelf mounting, shelves cannot be retrofitted.

BER3336LS(L or R)PW	2137	2187	2239	2316	2434
BER3633LS(L or R)PW	2137	2187	2239	2316	2434

- BER3336LS(L or R)PW wall width is 33″ x 36″.
- BER3633LS(L or R)PW wall width is 36″ x 33″.
- All shelves are 28″ diameter.
- Features two plywood revolving shelves with a 1″ plywood lip. Lower shelf is mounted to floor. Upper shelf is mounted to fixed shelf. Fixed shelf is 1/2″ thick laminated furniture board.
- Nomenclature for asymmetrical cabinets reads as follows:
  First set of numbers = left side of cabinet dimensions.
  Second set of numbers = right side of cabinet dimensions.
- Decorative hardware screws must be countersunk to prevent scratching adjacent cabinets and face frame.
- Not recommended for use next to an appliance deeper than standard cabinet depth.
- Integrated soft-close hinge not included.

Custom Modifications

CBO	CCO	CD	CFNTO	CFRMO	CND	DDE	FB	FD	FP	FPEB	FTK	FTKV	MIP	P	RT	RTKALL/BK	RTKL/R	VTK
•							•			•								•

Construction Upgrades

APC	PE
•	•

Non Soft-close Options

NSCFB	NSCH
	STD

BASE TRANSITION

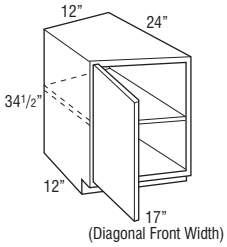

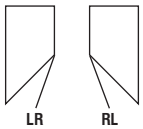

Hinging Options

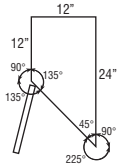

Top View

Price Column	1	2	3	4	5
BTR12RL	619	650	682	730	803
BTR12LR	619	650	682	730	803

- One adjustable shelf.
- Cabinets constructed with top.
- Door hinged on shallow depth side.
- Reduced Depth to 18″ available.
- Full overlay styles use the same width doors as partial overlay styles (14 1/2″ wide) with a partial overlay hinge (HNG107PO) to allow for proper door clearance with adjacent cabinets.

Custom Modifications

CBO	CCO	CD	CFNTO	CFRMO	CND	DDE	FB	FD	FP	FPEB	FTK	FTKV	MIP	P	RT	RTKALL/BK	RTKL/R	VTK
•	•	•[1]	•	•		•	•			•	•		•				•	•

Construction Upgrades

APC	PE
•	•

Non Soft-close Options

NSCFB	NSCH
	•

[1] CD available 18″-21″

BASE ANGLE END DOUBLE 135°

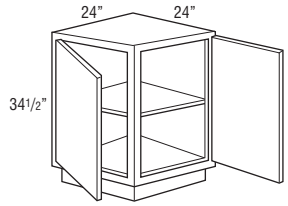

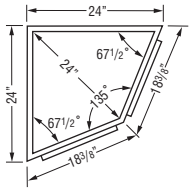

Top View

BAED24	944	991	1040	1113	1224

- Wall width is 24″ x 24″.
- 24″ W x 24″ D x 34 1/2″ H.
- 24″ from outside corner point to frame face.
- Cabinets constructed with top.
- One adjustable shelf.
- Cabinet may be installed against either end of a run.

Custom Modifications

CBO	CCO	CD	CFNTO	CFRMO	CND	DDE	FB	FD	FP	FPEB	FTK	FTKV	MIP	P	RT	RTKALL/BK	RTKL/R	VTK
•	•	•[1]											•					•

Construction Upgrades

APC	PE
•	

Non Soft-close Options

NSCFB	NSCH
	•

BASE TWO DRAWER

18", 21", 24", 27", 30", 33", 36", 39", or 42"

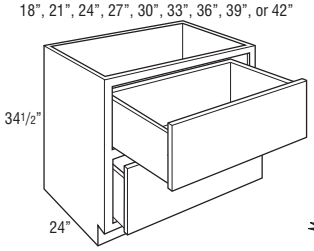

B2D18	959	1007	1057	1131	1244
B2D21	1034	1086	1140	1220	1342
B2D24	1110	1166	1224	1309	1440
B2D27	1186	1245	1307	1399	1539
B2D30	1261	1324	1391	1488	1637
B2D33	1337	1404	1474	1577	1735
B2D36	1413	1483	1558	1667	1833
NEW **B2D39**	1488	1563	1641	1756	1931
NEW **B2D42**	1564	1642	1724	1845	2030

- Exterior drawer box height is 10″.

Custom Modifications

CBO	CCO	CD	CFNTO	CFRMO	CND	DDE	FB	FD	FP	FPEB	FTK	FTKV	MIP	P	RT	RTKALL/BK	RTKL/R	VTK
•	•	•		•		•	•			•	•	•				•[1]	•	•

Construction Upgrades

APC	PE
•	•

Non Soft-close Options

NSCFB	NSCH

[1] RTKALL not available on 18″, 21″ or 24″ wide

BASE TWO DRAWER with ROLL TRAY

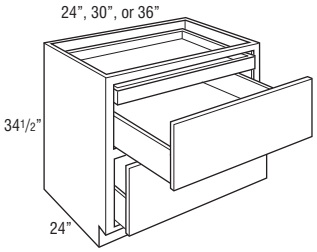

Price Column	1	2	3	4	5
B2D24RT	1457	1513	1571	1656	1787
B2D30RT	1608	1671	1737	1835	1983
B2D36RT	1760	1831	1905	2014	2180

- Exterior drawer box height is 6 3/8″.

Custom Modifications

CBO	CCO	CD	CFNTO	CFRMO	CND	DDE	FB	FD	FP	FPEB	FTK	FTKV	MIP	P	RT	RTKALL/BK	RTKL/R	VTK
•	•	•		•		•	•			•	•	•				•[1]	•	•

Construction Upgrades

APC	PE
•	•

Non Soft-close Options

NSCFB	NSCH

[1] RTKALL not available on 24″ wide

BASE RANGE DROP-IN, TWO DRAWERS

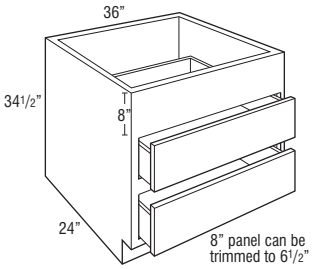

BRD2D36	2057	2159	2267	2426	2669

- Exterior height of drawer boxes is 6 3/8″.

Custom Modifications

CBO	CCO	CD	CFNTO	CFRMO	CND	DDE	FB	FD	FP	FPEB	FTK	FTKV	MIP	P	RT	RTKALL/BK	RTKL/R	VTK
•	•	•		•		•	•			•	•	•				•	•	•

Construction Upgrades

APC	PE
•	•

Non Soft-close Options

NSCFB	NSCH

BASE THREE DRAWER

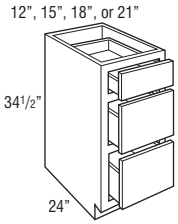

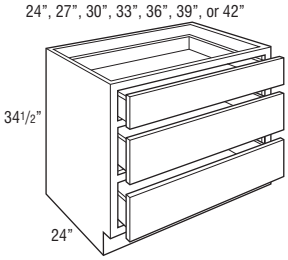

B3D12	823	864	908	971	1068
B3D15	900	945	993	1062	1168
B3D18	978	1026	1078	1153	1268
B3D21	1055	1107	1163	1244	1369
B3D24	1132	1189	1248	1335	1469
B3D27	1209	1270	1333	1426	1569
B3D30	1286	1351	1418	1517	1669
B3D33	1363	1432	1503	1608	1769
B3D36	1441	1513	1588	1699	1869
NEW B3D39	1518	1594	1673	1791	1969
NEW B3D42	1595	1675	1758	1882	2070

- Exterior height of bottom 2 drawer boxes is 6 3/8″.

Custom Modifications

CBO	CCO	CD	CFNTO	CFRMO	CND	DDE	FB	FD	FP	FPEB	FTK	FTKV	MIP	P	RT	RTKALL/BK	RTKL/R	VTK
•	•	•		•		•	•		•	•	•	•				•[1]	•	•

Construction Upgrades

APC	PE
•	•

Non Soft-close Options

NSCFB	NSCH
•[2]	

[1] RTKALL not available on 12″, 15″, 18″, 21″ or 24″ wide
[2] Not available on 30″, 33″, 36", 39", or 42" wide

BASE THREE DRAWER with WOOD TIERED CUTLERY DIVIDER

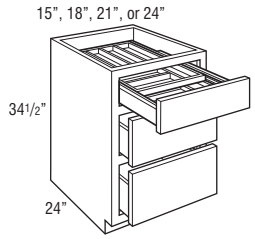

B3D15WTCD	1541	1586	1633	1703	1809
B3D18WTCD	1644	1693	1744	1820	1935
B3D21WTCD	1747	1800	1855	1937	2061
B3D24WTCD	1849	1906	1965	2052	2186

- Includes Wood Tiered Cutlery Divider in top drawer.
- Exterior height for lower drawer boxes is 6 3/8″.
- Exterior WTCD drawer box height is 3 3/4″, interior height of top and bottom tier is 1 3/8″.
- Wood Tiered Cutlery Divider is also available as an accessory. See page 151.

Custom Modifications

CBO	CCO	CD	CFNTO	CFRMO	CND	DDE	FB	FD	FP	FPEB	FTK	FTKV	MIP	P	RT	RTKALL/BK	RTKL/R	VTK
•	•			•		•	•			•	•	•				•[1]	•	•

Construction Upgrades

APC	PE
•	•

Non Soft-close Options

NSCFB	NSCH

[1] RTKALL not available

BASE FOUR DRAWER

12", 15", 18", or 21"

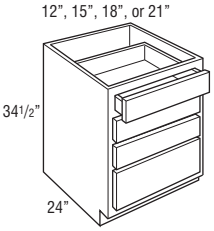

24", 27", 30", 33", 36", 39", or 42"

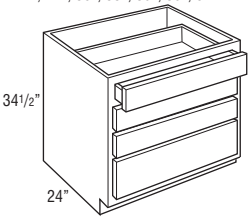

	Price Column 1	2	3	4	5
B4D12	895	939	986	1055	1161
B4D15	979	1027	1079	1154	1270
B4D18	1062	1116	1171	1253	1379
B4D21	1146	1204	1264	1352	1487
B4D24	1230	1292	1356	1451	1596
B4D27	1314	1380	1449	1550	1705
B4D30	1398	1468	1541	1649	1814
NEW **B4D33**	1482	1556	1634	1748	1923
NEW **B4D36**	1566	1644	1726	1847	2032
NEW **B4D39**	1650	1732	1819	1946	2140
NEW **B4D42**	1733	1820	1911	2045	2249

- Exterior height of bottom drawer box is 6 3/8″.

Custom Modifications

CBO	CCO	CD	CFNTO	CFRMO	CND	DDE	FB	FD	FP	FPEB	FTK	FTKV	MIP	P	RT	RTKALL/BK	RTKL/R	VTK
•	•	•		•		•	•		•	•	•	•[1]				•[2]	•	•

Construction Upgrades

APC	PE
•	•

Non Soft-close Options

NSCFB	NSCH
•	

[1] Not available on 12″ wide
[2] RTKALL not available on 12″, 15″, 18″, 21″ or 24″ wide

BASE FOUR DRAWER with WOOD TIERED CUTLERY DIVIDER

15", 18", 21", or 24"

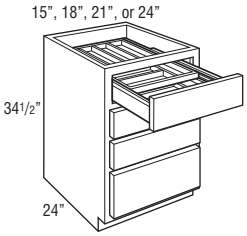

B4D15WTCD	1620	1669	1720	1796	1911
B4D18WTCD	1728	1781	1837	1919	2044
B4D21WTCD	1838	1895	1955	2044	2179
B4D24WTCD	1947	2009	2073	2168	2313

- Includes Wood Tiered Cutlery Divider in top drawer.
- Exterior WTCD drawer box height is 3 3/4″, interior height of top and bottom tier is 1 3/8″.
- Exterior height of bottom drawer box is 6 3/8″.
- Wood Tiered Cutlery Divider is also available as an accessory. See page 151.

Custom Modifications

CBO	CCO	CD	CFNTO	CFRMO	CND	DDE	FB	FD	FP	FPEB	FTK	FTKV	MIP	P	RT	RTKALL/BK	RTKL/R	VTK
•	•			•		•	•			•	•	•				•[1]	•	•

Construction Upgrades

APC	PE
•	•

Non Soft-close Options

NSCFB	NSCH

[1] RTKALL not available

BASE WASTEBASKET

15"

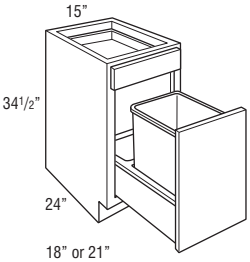

18" or 21"

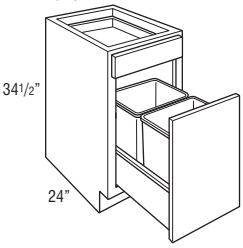

BWB15	1080	1134	1190	1274	1401
BWBD18	1110	1166	1224	1310	1441
BWBD21	1177	1236	1298	1389	1527

- Pull-out features undermount soft-close guides.
- BWB15 includes one 35 quart gray wastebasket and a trash bag storage area.
- BWB18 and BWB21 include two 35 quart gray wastebaskets.

Custom Modifications

CBO	CCO	CD	CFNTO	CFRMO	CND	DDE	FB	FD	FP	FPEB	FTK	FTKV	MIP	P	RT	RTKALL/BK	RTKL/R	VTK
•	•			•		•	•		•	•	•	•				•[1]	•	•

Construction Upgrades

APC	PE
•	•

Non Soft-close Options

NSCFB	NSCH

[1] RTKALL not available

BASE WASTEBASKET, FULL HEIGHT DOOR

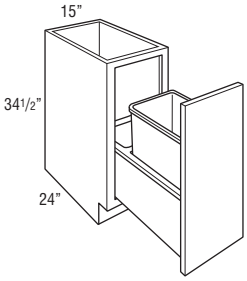

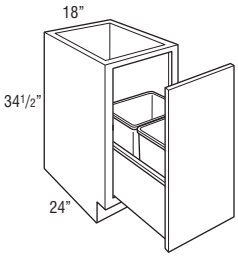

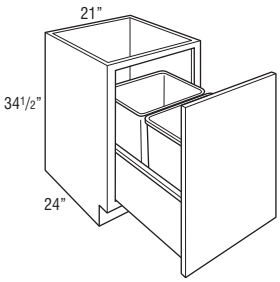

Price Column	1	2	3	4	5
BWB15FH	1073	1126	1183	1266	1392
BWBD18FH	1125	1181	1240	1327	1460
BWBD21FH	1134	1191	1250	1338	1472

- Pull-out features undermount soft-close guides.
- BWB15FH includes one 50 quart gray wastebasket and a trash bag storage area.
- BWBD18FH includes two 35 quart gray wastebaskets.
- BWBD21FH includes two 50 quart gray wastebaskets.

Custom Modifications

CBO	CCO	CD	CFNTO	CFRMO	CND	DDE	FB	FD	FP	FPEB	FTK	FTKV	MIP	P	RT	RTKALL/BK	RTKL/R	VTK
•	•			•		•	•			•	•	•				•[1]	•	•

Construction Upgrades

APC	PE
•	•

Non Soft-close Options

NSCFB	NSCH

[1] RTKALL not available

BASE CUBBY VERTICAL

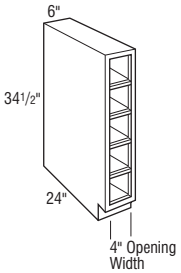

BCUBV6	1388	1388	1388	1388	1388

- Vertical application only.

Custom Modifications

CBO	CCO	CD	CFNTO	CFRMO	CND	DDE	FB	FD	FP	FPEB	FTK	FTKV	MIP	P	RT	RTKALL/BK	RTKL/R	VTK
		•		•						•	•		STD					•

Construction Upgrades

APC	PE
•	

Non Soft-close Options

NSCFB	NSCH

BASE PANTRY PULL-OUT

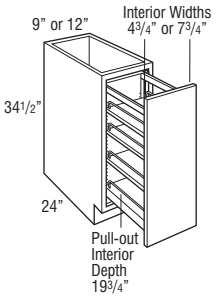

BPP9	1432	1455	1480	1516	1571
BPP12	1464	1489	1515	1554	1612

- All styles feature a natural finish soft-close wood pull-out with adjustable shelves and chrome rail sides. The adjustable rear wall of the pull-out prevents items from falling behind the unit.

Custom Modifications

CBO	CCO	CD	CFNTO	CFRMO	CND	DDE	FB	FD	FP	FPEB	FTK	FTKV	MIP	P	RT	RTKALL/BK	RTKL/R	VTK
	•			•		•	•			•	•					•[1]	•	•

Construction Upgrades

APC	PE
•	•

Non Soft-close Options

NSCFB	NSCH

[1] RTKALL not available

BASE PANTRY PULL-OUT with UTENSIL CANISTERS

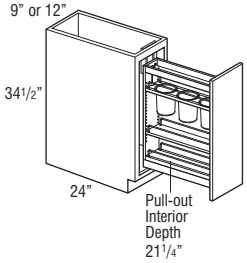

Price Column	1	2	3	4	5
BPP9U	1902	1925	1950	1986	2041
BPP12U	1934	1959	1985	2024	2082

- All styles feature a natural finish soft-close wood pull-out with two adjustable shelves (including canister shelf) and one fixed shelf with chrome rail sides. Top adjustable shelf features three stainless steel canisters for utensils. The adjustable rear wall of the pull-out prevents items from falling behind the unit.
- BPP9U canisters are 5.85″ tall and have an inside diameter of 4.3″.
- BPP12U canisters are 6.7″ tall and have an inside diameter of 5″.

Custom Modifications

CBO	CCO	CD	CFNTO	CFRMO	CND	DDE	FB	FD	FP	FPEB	FTK	FTKV	MIP	P	RT	RTKALL/BK	RTKL/R	VTK
	•			•		•	•			•	•					•[1]	•	•

Construction Upgrades

APC	PE
•	•

Non Soft-close Options

NSCFB	NSCH

[1] RTKALL not available

BASE PANTRY PULL-OUT with UTENSIL CANISTERS, KNIFE BLOCK

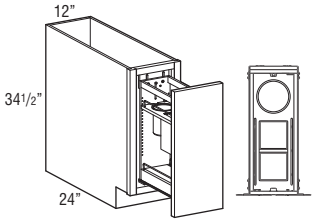

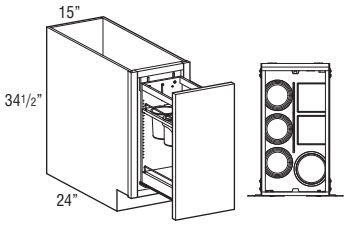

BPP12UK	3623	3648	3674	3713	3771
BPP15UK	3655	3682	3709	3750	3813

- Full extension, soft-close wood pull-out with natural finish and one fixed shelf.
- BPP12UK features an adjustable shelf with two knife blocks, one stainless steel canister, four cutting boards, and one fixed shelf with chrome rails. Canister is 6.7″ tall and has an inside diameter of 5″.
- BPP15UK features an adjustable shelf with two knife blocks, four stainless steel canisters, four cutting boards, and one fixed shelf with chrome rails. Three canisters are 5.85″ tall and have an inside diameter of 4.3″, and one is 6.7″ tall with an inside diameter of 5″.
- Knife block features movable flex rods that adjust to hold a multitude of knives.
- Includes adjustable rear wall for extra strength and stability.
- Adjustable shelf is easily reversible for placement of knife blocks in the front or rear.

Custom Modifications

CBO	CCO	CD	CFNTO	CFRMO	CND	DDE	FB	FD	FP	FPEB	FTK	FTKV	MIP	P	RT	RTKALL/BK	RTKL/R	VTK
	•			•		•	•			•	•	•[1]				•[2]	•	•

Construction Upgrades

APC	PE
•	•

Non Soft-close Options

NSCFB	NSCH

[1] Not available on 12″ wide
[2] RTKALL not available

BASE BOX COLUMN PULL-OUT

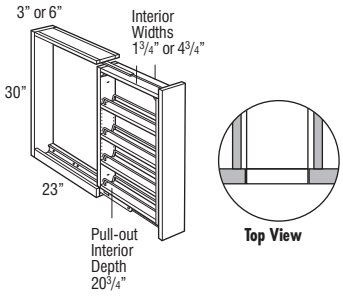

PLAIN

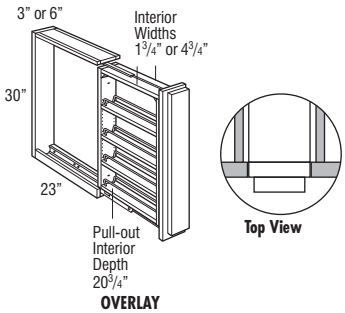

OVERLAY

BBC3PO (Plain)	1531	1531	1531	1531	1531
BBC6PO (Plain)	1622	1622	1622	1622	1622
BBC3POOL (Overlay)	1600	1600	1600	1600	1600
BBC6POOL (Overlay)	1696	1696	1696	1696	1696

- Recommend installation between two cabinets. If installed on the end of a run or adjacent to an appliance, must use a 3/4" thick end panel.
- Install unit before removing shipping brace and attaching filler.
- Includes unattached profiled full overlay filler on the Overlay SKUs.
- Certain door style overlays will be painted hardwood. See Door Style section for exceptions.
- Decorative hardware required on base units.
- Toekick not included; must be built up in the field.
- All styles feature a natural finish soft-close wood pull-out with adjustable shelves and chrome rail sides.
- In order to allow proper clearance for opening and closing, allow an additional 1/8″ space between adjacent cabinet face frames. The 3″ wide pull-outs require 3 1/8″ space and the 6″ wide pull-outs require 6 1/8″ space. Spacers are included with the pull-outs to allow for proper installation.
- For full access from both sides of unit, do not install against a wall or next to deeper appliances and cabinets.

MODIFICATIONS
No modifications available for these products.

BASE RANGE DROP-IN

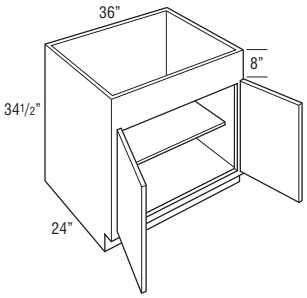

Price Column	1	2	3	4	5
BRD36	898	943	990	1060	1165

- 8″ panel can be trimmed up to 6 1/2″.
- Adjustable 15″ deep shelf.
- Can also be used with apron front sinks, refer to manufacturer's dimension requirements.

Custom Modifications

CBO	CCO	CD	CFNTO	CFRMO	CND	DDE	FB	FD	FP	FPEB	FTK	FTKV	MIP	P	RT	RTKALL/BK	RTKL/R	VTK
•	•	•	•	•		•	•	•		•	•	•	•		•	•	•	•

Construction Upgrades

APC	PE
•	•

Non Soft-close Options

NSCFB	NSCH
	•

BASE OVEN CUT-OUT TRIMMABLE

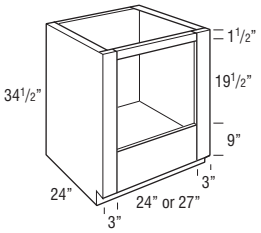

Model	Opening Width	Maximum Width	Opening Height	Maximum Height*
BOC30T	24″	28 1/2″	19 1/2″	27 1/2″
BOC33T	27″	31 1/2″	19 1/2″	27 1/2″
BOC36T	30″	34 1/2″	19 1/2″	27 1/2″

*Top frame cross rail can be removed during field installation if cabinet is properly installed between two adjacent cabinets, increasing the maximum height to 28 1/4″.

BOC30T	968	968	968	968	968
BOC33T	1026	1026	1026	1026	1026
BOC36T	1084	1084	1084	1084	1084

- Oven cabinet has laminated interior.
- May not hold cooktop and slide-in oven combination. Refer to cooktop and slide-in oven manufacturer specifications.
- For built in appliance support, OCINSTALLKIT is included in 24" deep cabinets (see page 151 for details), but will not be included when depth is modified.
- OCINSTALLKIT weight limit is 400 lbs. per pair.
- Heat shields are sold separately, as an accessory. See page 151.

Custom Modifications

CBO	CCO	CD	CFNTO	CFRMO	CND	DDE	FB	FD	FP	FPEB	FTK	FTKV	MIP	P	RT	RTKALL/BK	RTKL/R	VTK
		•		•		•	•			•	•	•				•	•	•

Construction Upgrades

APC	PE
•	•

Non Soft-close Options

NSCFB	NSCH

BASE MICROWAVE with DEEP DRAWER TRIMMABLE

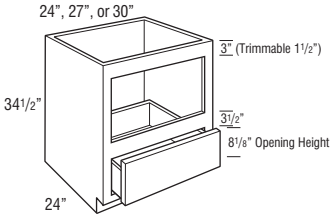

Model	Opening Width	Maximum Width	Opening Height	Maximum Height
BMW24DDT	21″	22 1/2″	13 7/8″	16 7/8″
BMW27DDT	24″	25 1/2″	13 7/8″	16 7/8″
BMW30DDT	27″	28 1/2″	13 7/8″	16 7/8″

BMW24DDT	1090	1144	1202	1286	1414
BMW27DDT	1164	1222	1284	1373	1511
BMW30DDT	1238	1300	1365	1461	1607

- Standard interior.
- For built-in appliance support, OCINSTALLKIT is included in 24″ deep cabinets (see page 151 for details), but will not be included when depth is modified.
- OCINSTALLKIT weight limit is 400 lbs. per pair.
- The usable cabinet face height between top of drawer front and top of cabinet is 19 1/8″ for partial overlay and 19 3/4″ for full overlay. Be sure to verify overall appliance height, gap requirements, and cut-out dimensions with cabinet specifications.

Custom Modifications

CBO	CCO	CD	CFNTO	CFRMO	CND	DDE	FB	FD	FP	FPEB	FTK	FTKV	MIP	P	RT	RTKALL/BK	RTKL/R	VTK
•	•	•		•		•	•			•	•	•				•[1]	•	•

Construction Upgrades

APC	PE
•	•

Non Soft-close Options

NSCFB	NSCH

[1] RTKALL not available on 24″ wide

BASE MICROWAVE SHELF

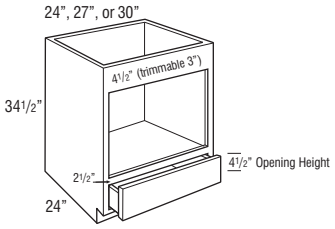

Model	Opening Width	Maximum Width	Opening Height	Maximum Height
BMWS24	21″	22 1/2″	17″	20″
BMWS27	24″	25 1/2″	17″	20″
BMWS30	27″	28 1/2″	17″	20″

Price Column	1	2	3	4	5
BMWS24	1057	1110	1165	1247	1371
BMWS27	1124	1181	1240	1326	1459
BMWS30	1192	1251	1314	1406	1546

- Reinforced plywood floor.
- The usable cabinet face height between top of drawer front and top of cabinet is 23 1/2″ for partial overlay and full overlay. Be sure to verify overall appliance height, gap requirements, and cut-out dimensions with cabinet specifications.

Custom Modifications

CBO	CCO	CD	CFNTO	CFRMO	CND	DDE	FB	FD	FP	FPEB	FTK	FTKV	MIP	P	RT	RTKALL/BK	RTKL/R	VTK
•	•	•		•		•				•	•	•	STD			•[1]	•	•

Construction Upgrades

APC	PE

Non Soft-close Options

NSCFB	NSCH
•	

[1] RTKALL not available on 24″ wide

BASE MICROWAVE SHELF with DEEP DRAWER

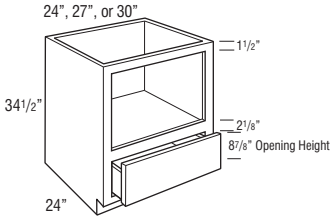

Model	Opening Width	Maximum Width	Opening Height	Maximum Height
BMWS24DD	21″	22 1/2″	16″	16″
BMWS27DD	24″	25 1/2″	16″	16″
BMWS30DD	27″	28 1/2″	16″	16″

BMWS24DD	1122	1178	1237	1323	1456
BMWS27DD	1198	1258	1321	1414	1555
BMWS30DD	1275	1339	1406	1504	1654

- Reinforced plywood floor.
- The usable cabinet face height between top of drawer front and top of cabinet is 19 1/8″ for partial overlay and 18 3/8″ for full overlay. Be sure to verify overall appliance height, gap requirements, and cut-out dimensions with cabinet specifications.

Custom Modifications

CBO	CCO	CD	CFNTO	CFRMO	CND	DDE	FB	FD	FP	FPEB	FTK	FTKV	MIP	P	RT	RTKALL/BK	RTKL/R	VTK
•	•	•		•		•				•	•	•	STD			•[1]	•	•

Construction Upgrades

APC	PE

Non Soft-close Options

NSCFB	NSCH

[1] RTKALL not available on 24″ wide

BASE PENINSULA BLIND

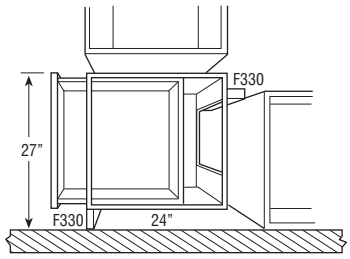

BPB24	1069	1122	1178	1261	1387

- Cabinet width is 24″.
- Adjustable full depth shelf.
- Includes two 3″ fillers, shipped unattached. Fillers are required for drawer and door opening clearance of adjacent cabinets.
- Unfinished toekick on front and back of cabinet.
- Will not accept roll trays.

Custom Modifications

CBO	CCO	CD	CFNTO	CFRMO	CND	DDE	FB	FD	FP	FPEB	FTK	FTKV	MIP	P	RT	RTKALL/BK	RTKL/R	VTK
•	•	•			•	•	•		•	•	•	•		STD		STD[1]	•	•

Construction Upgrades

APC	PE
•	•

Non Soft-close Options

NSCFB	NSCH
	•

[1] RTKBK is standard. RTKALL is not available.

BASE PENINSULA BLIND, FULL HEIGHT DOOR

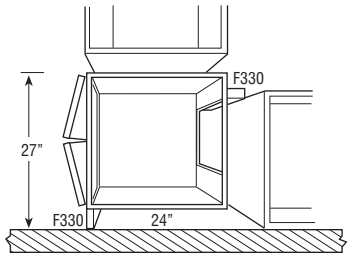

BPB24FH	1291	1356	1423	1523	1675

- Cabinet width is 24″.
- Adjustable full depth shelf.
- Includes two 3″ fillers, shipped unattached. Fillers are required for drawer and door opening clearance of adjacent cabinets.
- Unfinished toekick on front and back of cabinet.
- Will not accept roll trays.

Custom Modifications

CBO	CCO	CD	CFNTO	CFRMO	CND	DDE	FB	FD	FP	FPEB	FTK	FTKV	MIP	P	RT	RTKALL/BK	RTKL/R	VTK
•	•	•				•	•			•	•	•		STD		STD[1]	•	•

Construction Upgrades

APC	PE
•	•

Non Soft-close Options

NSCFB	NSCH
	•

[1] RTKBK is standard. RTKALL is not available.

TABLE OF CONTENTS – UNIVERSAL ACCESS CABINETS

Universal Access Base Cabinets with Adjustable Shelves 86
Universal Access Sink Base 86
Universal Access Corner Cabinet 87
Universal Access Drawer Base 88
Universal Access Microwave with Deep Drawer 88
Universal Access Vanity Wall Sink, Removable Sink Base 88

UNIVERSAL ACCESS NOMENCLATURE

All Universal Access Cabinets are 32 1/2″ high unless otherwise noted.

B2432.5

Cabinet Type — Cabinet Width

CONSTRUCTION UPGRADES

Mod.	Description
APC	All- plywood Construction
PE	Plywood Ends

NON SOFT-CLOSE OPTIONS

Mod.	Description
NSCFB	Non Soft-close Furniture Board Drawers
NSCH	Non Soft-close Hinge

MODIFICATIONS GRID KEY

Mod.	Description
•	Available
STD	Standard on these cabinets
5 DAY	5 Day Express Response Item

CUSTOM MODIFICATIONS

Mod.	Description
CBO	Cabinet Box Only
CCO	Cabinet Case Only
CD	Change Depth
CFNTO	Cabinet Front Only
CFRMO	Cabinet Face Frame Only
CND	Cabinet No Door
DDE	Decorative Door on End
FB	Finished End, Both
FD	Full Depth Shelf
FP	False Panel
FPEB	Furniture Plywood End, Both
MIP	Matching Interior Plywood
RT	Roll Tray
VTK	Void Toekick

Universal Access Cabinets are shipped with an unfinished toekick. Finished toekicks in matching wood veneer or laminate must be ordered separately and field installed.

Standard Universal Access toekick is 4 1/2" tall, which will align with base cabinets.

Heat shields are available for field installation. See page 151.

Full depth shelf kits are available for field installation. See page 145.

UNIVERSAL ACCESS BASE

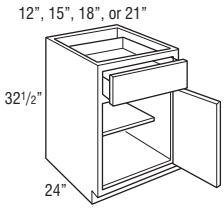

Price Column	1	2	3	4	5
UAB12 L or R	543	570	599	641	705
UAB15 L or R	582	611	642	687	755
UAB18 L or R	621	652	685	733	806
UAB21 L or R	660	693	727	778	856

- Adjustable 15″ deep shelf.

Custom Modifications

CBO	CCO	CD	CFNTO	CFRMO	CND	DDE	FB	FD	FP	FPEB	MIP	RT	VTK
•	•	•	•	•	•		•	•	•	•	•	•	•

Construction Upgrades

APC	PE
•	•

Non Soft-close Options

NSCFB	NSCH
•	•

UNIVERSAL ACCESS BASE

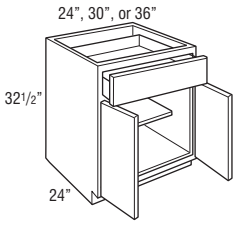

UAB24	762	800	840	899	989
UAB30	871	915	960	1027	1130
UAB36	980	1029	1080	1156	1271

- Adjustable 15″ deep shelf.

Custom Modifications

CBO	CCO	CD	CFNTO	CFRMO	CND	DDE	FB	FD	FP	FPEB	MIP	RT	VTK
•	•	•	•	•	•		•	•	•	•	•	•	•

Construction Upgrades

APC	PE
•	•

Non Soft-close Options

NSCFB	NSCH
•	•

UNIVERSAL ACCESS SINK BASE

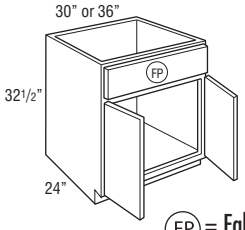

FP = False Panel

UASB30	723	759	797	853	938
UASB36	813	854	897	959	1055

- Mini Touch-up Kit (MTUK) included. MTUK includes small touch-up marker and small fill stick.

Custom Modifications

CBO	CCO	CD	CFNTO	CFRMO	CND	DDE	FB	FD	FP	FPEB	MIP	RT	VTK
	•	•	•	•			•		STD	•	•		•

Construction Upgrades

APC	PE
•	•

Non Soft-close Options

NSCFB	NSCH
	•

UNIVERSAL ACCESS SINK BASE with REMOVABLE FRONT

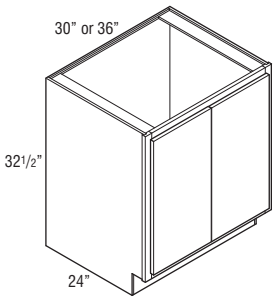

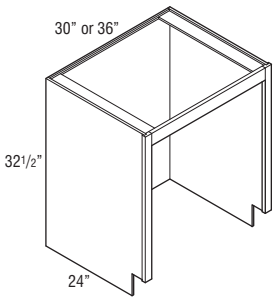

Shown with front, cabinet bottom, and toekick removed.

UASBRF30	1030	1081	1135	1215	1336
UASBRF36	1153	1211	1271	1360	1496

- Cabinet must be supported on both sides. For end of run, cabinet must be anchored to the floor.
- Front, cabinet bottom, and toekick are removable.

Custom Modifications

CBO	CCO	CD	CFNTO	CFRMO	CND	DDE	FB	FD	FP	FPEB	MIP	RT	VTK
	•						•			•	•		

Construction Upgrades

APC	PE
STD	

Non Soft-close Options

NSCFB	NSCH
	•

UNIVERSAL ACCESS SINK BASE with REMOVABLE FRONT

Price Column	1	2	3	4	5
UASBRF3034.5	1071	1124	1181	1263	1389
UASBRF3634.5	1194	1254	1317	1409	1550

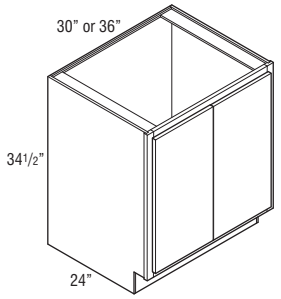

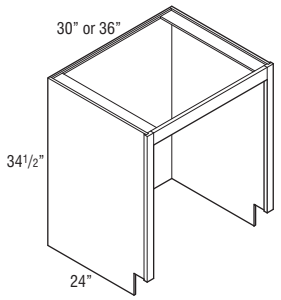

Shown with front, cabinet bottom, and toekick removed.

- Cabinet must be supported on both sides. For end of run, cabinet must be anchored to the floor.
- Front, cabinet bottom, and toekick are removable.

Custom Modifications

CBO	CCO	CD	CFNTO	CFRMO	CND	DDE	FB	FD	FP	FPEB	MIP	RT	VTK
	•					•	•			•	•		

Construction Upgrades

APC	PE
STD	

Non Soft-close Options

NSCFB	NSCH
	•

UNIVERSAL ACCESS BASE EASY REACH with LAZY SUSAN, PLYWOOD

UAB36LS(L or R)PW	2385	2504	2629	2813	3095

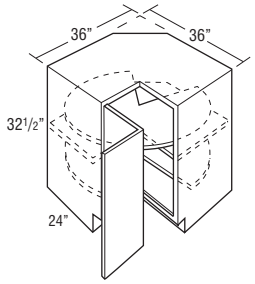

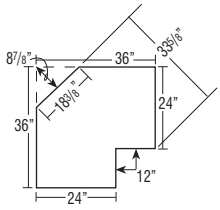

Due to fixed shelf mounting, shelves cannot be retrofitted.

- Wall width is 36″ x 36″.
- Features two plywood revolving shelves with a 1″ plywood lip. Lower shelf is mounted to floor. Upper shelf is mounted to fixed shelf. Fixed shelf is 1/2″ thick laminated furniture board.
- Susan is 32″ diameter.
- Decorative hardware screws must be countersunk to prevent scratching adjacent cabinets and face frame of UAB36(L or R)PW.
- Integrated soft-close hinge not included.

Custom Modifications

CBO	CCO	CD	CFNTO	CFRMO	CND	DDE	FB	FD	FP	FPEB	MIP	RT	VTK
•							•			•			•

Construction Upgrades

APC	PE
•	•

Non Soft-close Options

NSCFB	NSCH
	STD

	Price Column	1	2	3	4	5
UNIVERSAL ACCESS BASE THREE DRAWER	**UAB3D15**	849	891	936	1001	1102
	UAB3D18	926	972	1021	1093	1202
	UAB3D24	1080	1134	1191	1275	1402

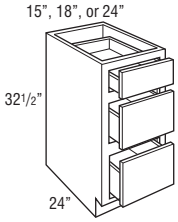

- 1 shallow and 2 deep drawers.

Custom Modifications

CBO	CCO	CD	CFNTO	CFRMO	CND	DDE	FB	FD	FP	FPEB	MIP	RT	VTK
•	•	•		•			•		•	•			•

Construction Upgrades

APC	PE
•	•

Non Soft-close Options

NSCFB	NSCH
•	

UNVERSAL ACCESS BASE MICROWAVE SHELF with DEEP DRAWER	**UABMWS30DD**	1224	1285	1349	1444	1588

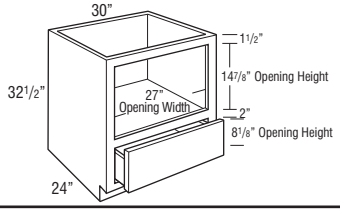

- 1 deep drawer below microwave.
- Reinforced plywood floor.

Custom Modifications

CBO	CCO	CD	CFNTO	CFRMO	CND	DDE	FB	FD	FP	FPEB	MIP	RT	VTK
•	•	•		•						•	STD		•

Construction Upgrades

APC	PE

Non Soft-close Options

NSCFB	NSCH

UNIVERSAL ACCESS VANITY SINK BASE with ANGLED KNEE SPACE	**UAVSBAKS27**	782	782	782	782	782
	UAVSBAKS30	832	832	832	832	832
	UAVSBAKS33	882	882	882	882	882

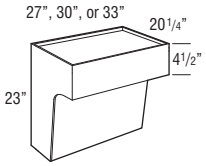

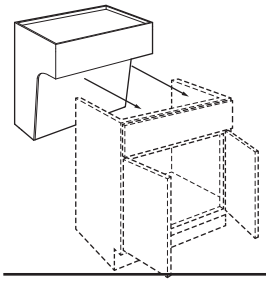

- Recommended installation height of 32″ high with 9″ of clearance below.
- Front panel is attached with clips for easy removal for access to plumbing.
- Finished veneer plywood exterior and interior.
- For proper installation, cabinet must be secured on each side through both the top and bottom of the back panel into wall studs. Installation instructions and required 3 1/2″ installation screws included, standard 2 1/2″ installation screws are not sufficient in this application.
- Features a full cabinet top that can be routed for sink installation.
- Approximate weight limit is 400 lbs. per cabinet (includes weight of the cabinet, countertop and contents). Proper installation is required and additional bracing may be required.
- Includes connector clips to mount the sink base to the Universal Access Vanity Sink Base with Removable Cabinet (UAVSBRC). UAVSBRC not included, see below.

Custom Modifications

CBO	CCO	CD	CFNTO	CFRMO	CND	DDE	FB	FD	FP	FPEB	MIP	RT	VTK
										STD	STD		

Construction Upgrades

APC	PE

Non Soft-close Options

NSCFB	NSCH

UNIVERSAL ACCESS VANITY SINK BASE with REMOVABLE CABINET	**UAVSBRC3032**	1030	1081	1135	1215	1336
	UAVSBRC3332	1091	1146	1203	1288	1416
	UAVSBRC3632	1153	1211	1271	1360	1496

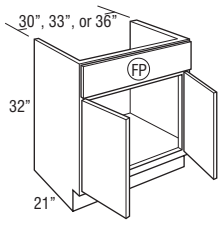

- Must be ordered with Universal Access Vanity Sink Base with Angled Knee Space (UAVSBKS), not designed to be a stand-alone unit.
  - UAVSBRC3032 is compatible with UAVSBAKS27
  - UAVSBRC3332 is compatible with UAVSBAKS30
  - UAVSBRC3632 is compatible with UAVSBAKS33
- Cabinet is able to be removed for handicap accessible use.
- Includes connector clips to mount the sink base to the Universal Access Vanity Sink Base with Angled Knee Space (UAVSBKS).

Custom Modifications

CBO	CCO	CD	CFNTO	CFRMO	CND	DDE	FB	FD	FP	FPEB	MIP	RT	VTK
	•		•	•						STD	•		

Construction Upgrades

APC	PE
STD	

Non Soft-close Options

NSCFB	NSCH
	•

TABLE OF CONTENTS – TALL CABINETS

Tall Cabinets with Shelves 90
Tall Cabinets with Roll Trays 95
Oven Cabinets 97

TALL CABINET NOMENCLATURE

U248424

Cabinet Type — Cabinet Width — Cabinet Height — Cabinet Depth

DOOR OPTIONS

Mod.	Description
CG, CG.T	Cut-for-glass Door
MFO	Modified Full Overlay

CONSTRUCTION UPGRADES

Mod.	Description
APC	All- plywood Construction
PE	Plywood Ends

NON SOFT-CLOSE OPTIONS

Mod.	Description
NSCFB	Non Soft-close Furniture Board Drawers
NSCH	Non Soft-close Hinge

MODIFICATIONS GRID KEY

Mod.	Description
•	Available
STD	Standard on these cabinets
5 DAY	5 Day Express Response Item

CUSTOM MODIFICATIONS

Mod.	Description
CBO	Cabinet Box Only
CCO	Cabinet Case Only
CD	Change Depth
CFNTO	Cabinet Front Only
CFRMO	Cabinet Face Frame Only
CND	Cabinet No Door
DDE	Decorative Door on End
FB	Finished End, Both
FD	Full Depth Shelf
FPEB	Furniture Plywood End, Both
FTK	Flush Toekick
FTKV.A	Flush Toekick Valance, Style A
FTKV.F	Flush Toekick Valance, Style F
MIP	Matching Interior Plywood
RT	Roll Tray
RTKL	Recessed Toekick, Left
RTKR	Recessed Toekick, Right
VTK	Void Toekick

Utility cabinets with depths of 12″ must be installed to studs in wall or onto the end of another tall cabinet.

Remember to apply an end panel skin to all tall cabinets when installing next to a base and a wall cabinet to avoid notching the countertop around the face frame.

Apply an end panel skin to create a flush end on the side of a tall cabinet if installed at the end of a run for ease of moulding installation.

Separate pedestal base included but may be packaged separately on 93″ and 96″ tall. Pedestal is designed to create a Recessed Left or Right Toekick application during field installation, or can be centered. Pedestal must be covered with toeboard material.

Tall mitered door styles and laminate door styles will feature one center panel; other door styles will feature two center panels.

UTILITY WALL, 84″ or 87″ HIGH

12”, 15”, 18”, 21”, or 24”

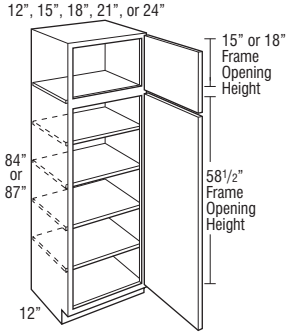

24”, 27”, 30”, 33”, or 36”

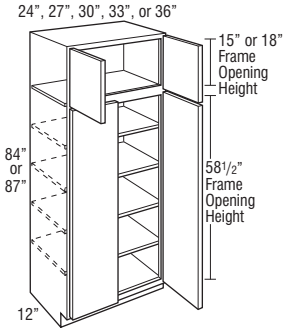

Price Column	1	2	3	4	5
UW1284 L or R	940	987	1036	1108	1219
UW1584 L or R	1048	1100	1155	1236	1360
UW1884 L or R	1156	1214	1275	1364	1501
UW2184 L or R	1265	1328	1394	1492	1641
UW2484 L or R	1373	1442	1514	1620	1782
UW1287 L or R	1048	1100	1155	1236	1360
UW1587 L or R	1156	1214	1275	1364	1501
UW1887 L or R	1265	1328	1394	1492	1641
UW2187 L or R	1373	1442	1514	1620	1782
UW2487 L or R	1482	1556	1634	1748	1923
UW2484	1274	1337	1404	1503	1653
UW2784	1421	1492	1566	1676	1844
UW3084	1568	1646	1728	1849	2034
UW3384	1715	1800	1890	2023	2225
UW3684	1862	1955	2052	2196	2416
UW2487	1421	1492	1566	1676	1844
UW2787	1568	1646	1728	1849	2034
UW3087	1715	1800	1890	2023	2225
UW3387	1862	1955	2052	2196	2416
UW3687	2009	2109	2215	2370	2606

Custom Modifications

CBO	CCO	CD	CFNTO	CFRMO	CND	DDE	FB	FD	FPEB	FTK	FTKV	MIP	RT	RTKL/R	VTK
•	•		•	•		•	•		•	•	•[1]	•		•	•

Construction Upgrades

APC	PE
•	•

Door Options

CG	CG.T	MFO
		•

Non Soft-close Options

NSCFB	NSCH
	•

[1] Not available on 12″ wide

UTILITY WALL, 90″ HIGH

12”, 15”, 18”, 21”, or 24”

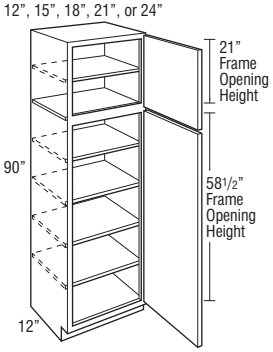

24”, 27”, 30”, 33”, or 36”

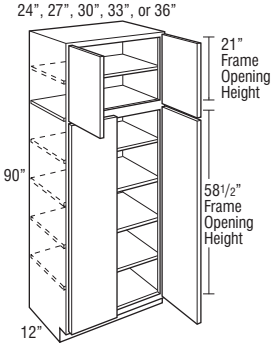

Price Column	1	2	3	4	5
UW1290 L or R	1156	1214	1275	1364	1501
UW1590 L or R	1265	1328	1394	1492	1641
UW1890 L or R	1373	1442	1514	1620	1782
UW2190 L or R	1482	1556	1634	1748	1923
UW2490 L or R	1590	1670	1753	1876	2063
UW2490	1568	1646	1728	1849	2034
UW2790	1715	1800	1890	2023	2225
UW3090	1862	1955	2052	2196	2416
UW3390	2009	2109	2215	2370	2606
UW3690	2156	2263	2377	2543	2797

Custom Modifications

CBO	CCO	CD	CFNTO	CFRMO	CND	DDE	FB	FD	FPEB	FTK	FTKV	MIP	RT	RTKL/R	VTK
•	•		•	•		•	•		•	•	•[1]	•		•	•

Construction Upgrades

APC	PE
•	•

Door Options

CG	CG.T	MFO
		•

Non Soft-close Options

NSCFB	NSCH
	•

[1] Not available on 12″ wide

UTILITY WALL, 93″ or 96″ HIGH

12”, 15”, 18”, 21”, or 24”

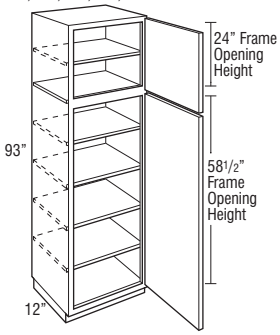

24”, 27”, 30”, 33”, or 36”

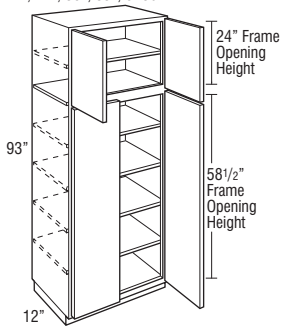

12”, 15”, 18”, 21”, or 24”

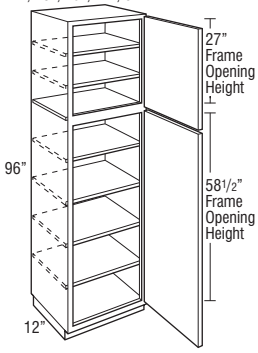

24”, 27”, 30”, 33”, or 36”

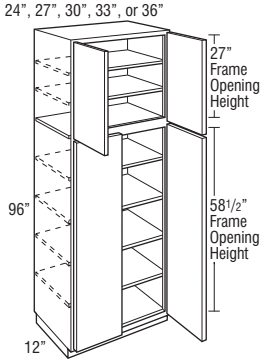

Price Column	1	2	3	4	5
UW1293 L or R	1265	1328	1394	1492	1641
UW1593 L or R	1373	1442	1514	1620	1782
UW1893 L or R	1482	1556	1634	1748	1923
UW2193 L or R	1590	1670	1753	1876	2063
UW2493 L or R	1699	1783	1873	2004	2204
UW2493	1715	1800	1890	2023	2225
UW2793	1862	1955	2052	2196	2416
UW3093	2009	2109	2215	2370	2606
UW3393	2156	2263	2377	2543	2797
UW3693	2303	2418	2539	2716	2988
UW1296 L or R	1373	1442	1514	1620	1782
UW1596 L or R	1482	1556	1634	1748	1923
UW1896 L or R	1590	1670	1753	1876	2063
UW2196 L or R	1699	1783	1873	2004	2204
UW2496 L or R	1807	1897	1992	2132	2345
UW2496	1862	1955	2052	2196	2416
UW2796	2009	2109	2215	2370	2606
UW3096	2156	2263	2377	2543	2797
UW3396	2303	2418	2539	2716	2988
UW3696	2450	2572	2701	2890	3179

Custom Modifications

CBO	CCO	CD	CFNTO	CFRMO	CND	DDE	FB	FD	FPEB	FTK	FTKV	MIP	RT	RTKL/R	VTK
•	•		•	•		•	•		•	•	•[1]	•			

Construction Upgrades

APC	PE
•	•

Door Options

CG	CG.T	MFO
		•

Non Soft-close Options

NSCFB	NSCH
	•

[1] Not available on 12″ wide

UTILITY, 84", 87", or 90" HIGH

12", 15", 18", 21", or 24"

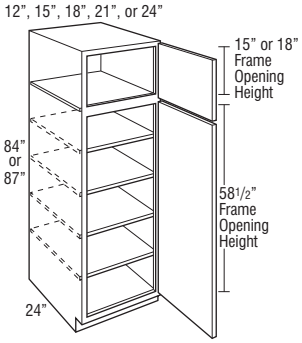

24", 27", 30", 33", or 36"

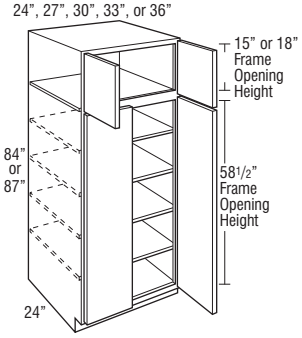

12", 15", 18", 21", or 24"

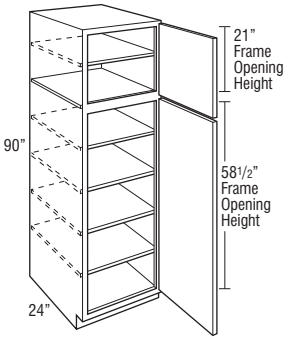

24", 27", 30", 33", or 36"

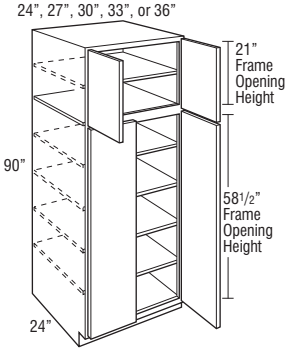

Price Column	1	2	3	4	5
U1284 L or R	1156	1214	1275	1364	1501
U1584 L or R	1265	1328	1394	1492	1641
U1884 L or R	1373	1442	1514	1620	1782
U2184 L or R	1482	1556	1634	1748	1923
U2484 L or R	1590	1670	1753	1876	2063
U1287 L or R	1265	1328	1394	1492	1641
U1587 L or R	1373	1442	1514	1620	1782
U1887 L or R	1482	1556	1634	1748	1923
U2187 L or R	1590	1670	1753	1876	2063
U2487 L or R	1699	1783	1873	2004	2204
U2484	1568	1646	1728	1849	2034
U2784	1715	1800	1890	2023	2225
U3084	1862	1955	2052	2196	2416
U3384	2009	2109	2215	2370	2606
U3684	2156	2263	2377	2543	2797
U2487	1715	1800	1890	2023	2225
U2787	1862	1955	2052	2196	2416
U3087	2009	2109	2215	2370	2606
U3387	2156	2263	2377	2543	2797
U3687	2303	2418	2539	2716	2988
U1290 L or R	1373	1442	1514	1620	1782
U1590 L or R	1482	1556	1634	1748	1923
U1890 L or R	1590	1670	1753	1876	2063
U2190 L or R	1699	1783	1873	2004	2204
U2490 L or R	1807	1897	1992	2132	2345
U2490	1862	1955	2052	2196	2416
U2790	2009	2109	2215	2370	2606
U3090	2156	2263	2377	2543	2797
U3390	2303	2418	2539	2716	2988
U3690	2450	2572	2701	2890	3179

Custom Modifications

CBO	CCO	CD	CFNTO	CFRMO	CND	DDE	FB	FD	FPEB	FTK	FTKV	MIP	RT	RTKL/R	VTK
•	•	•	•	•		•	•		•	•	•[1]	•	•	•	•

Construction Upgrades

APC	PE
•	•

Door Options

CG	CG.T	MFO
		•

Non Soft-close Options

NSCFB	NSCH
	•

[1] Not available on 12" wide

UTILITY, 93″ or 96″ HIGH

12”, 15”, 18”, 21”, or 24”

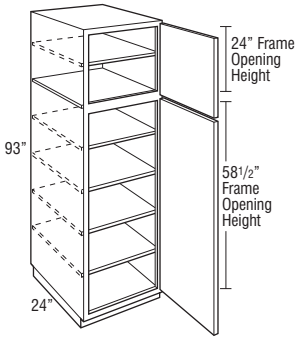

24”, 27”, 30”, 33”, or 36”

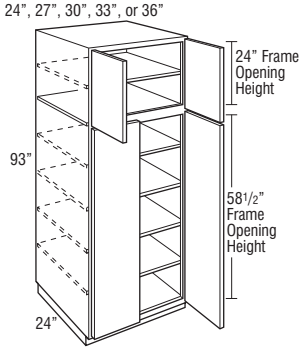

12”, 15”, 18”, 21”, or 24”

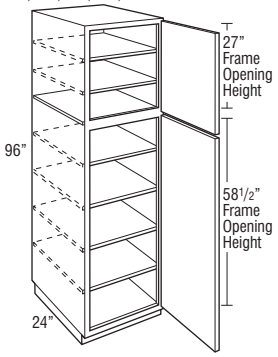

24”, 27”, 30”, 33”, or 36”

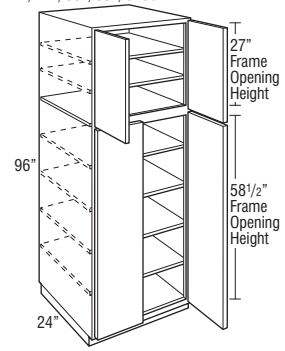

Price Column	1	2	3	4	5
U1293 L or R	1482	1556	1634	1748	1923
U1593 L or R	1590	1670	1753	1876	2063
U1893 L or R	1699	1783	1873	2004	2204
U2193 L or R	1807	1897	1992	2132	2345
U2493 L or R	1915	2011	2112	2259	2485
U2493	2009	2109	2215	2370	2606
U2793	2156	2263	2377	2543	2797
U3093	2303	2418	2539	2716	2988
U3393	2450	2572	2701	2890	3179
U3693	2597	2726	2863	3063	3369
U1296 L or R	1590	1670	1753	1876	2063
U1596 L or R	1699	1783	1873	2004	2204
U1896 L or R	1807	1897	1992	2132	2345
U2196 L or R	1915	2011	2112	2259	2485
U2496 L or R	2024	2125	2231	2387	2626
U2496	2156	2263	2377	2543	2797
U2796	2303	2418	2539	2716	2988
U3096	2450	2572	2701	2890	3179
U3396	2597	2726	2863	3063	3369
U3696	2744	2881	3025	3236	3560

Custom Modifications

CBO	CCO	CD	CFNTO	CFRMO	CND	DDE	FB	FD	FPEB	FTK	FTKV	MIP	RT	RTKL/R	VTK
•	•	•	•	•		•	•		•	•	•[1]	•	•		

Construction Upgrades

APC	PE
•	•

Door Options

CG	CG.T	MFO
		•

Non Soft-close Options

NSCFB	NSCH
	•

[1] Not available on 12″ wide

UTILITY with ROLL TRAYS, 84″, 87″, or 90″ HIGH

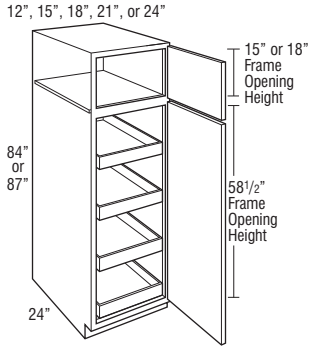

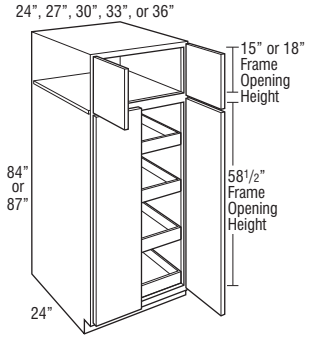

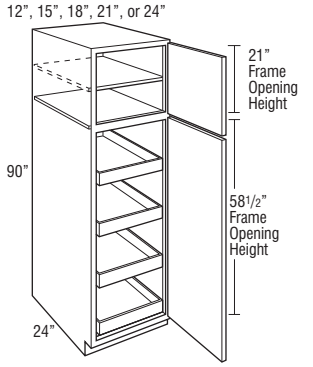

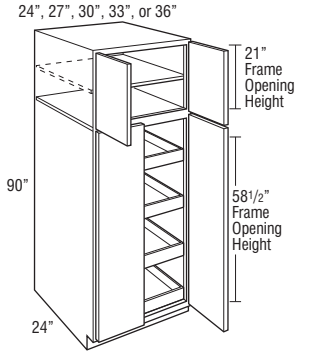

Price Column	1	2	3	4	5
U1284RT L or R	2544	2602	2662	2752	2888
U1584RT L or R	2653	2716	2783	2880	3029
U1884RT L or R	2761	2830	2902	3008	3170
U2184RT L or R	2870	2944	3022	3136	3311
U2484RT L or R	2978	3058	3141	3264	3451
U1287RT L or R	2653	2716	2783	2880	3029
U1587RT L or R	2761	2830	2902	3008	3170
U1887RT L or R	2870	2944	3022	3136	3311
U2187RT L or R	2978	3058	3141	3264	3451
U2487RT L or R	3087	3172	3261	3392	3593
U2484RT	2956	3034	3117	3238	3423
U2784RT	3103	3189	3279	3411	3613
U3084RT	3250	3343	3441	3585	3804
U3384RT	3397	3497	3603	3758	3995
U3684RT	3544	3652	3765	3931	4186
U2487RT	3103	3189	3279	3411	3613
U2787RT	3250	3343	3441	3585	3804
U3087RT	3397	3497	3603	3758	3995
U3387RT	3544	3652	3765	3931	4186
U3687RT	3691	3806	3927	4105	4376
U1290RT L or R	2761	2830	2902	3008	3170
U1590RT L or R	2870	2944	3022	3136	3311
U1890RT L or R	2978	3058	3141	3264	3451
U2190RT L or R	3087	3172	3261	3392	3593
U2490RT L or R	3195	3285	3380	3520	3733
U2490RT	3250	3343	3441	3585	3804
U2790RT	3397	3497	3603	3758	3995
U3090RT	3544	3652	3765	3931	4186
U3390RT	3691	3806	3927	4105	4376
U3690RT	3838	3961	4089	4278	4567

Custom Modifications

CBO	CCO	CD	CFNTO	CFRMO	CND	DDE	FB	FD	FPEB	FTK	FTKV	MIP	RT	RTKL/R	VTK
•	•	•	•	•		•	•		•	•	•[1]	•		•	•

Construction Upgrades

APC	PE
•	•

Door Options

CG	CG.T	MFO
		•

Non Soft-close Options

NSCFB	NSCH
•	•

[1] Not available on 12″ wide

UTILITY with ROLL TRAYS, 93″ or 96″ HIGH

12", 15", 18", 21", or 24"

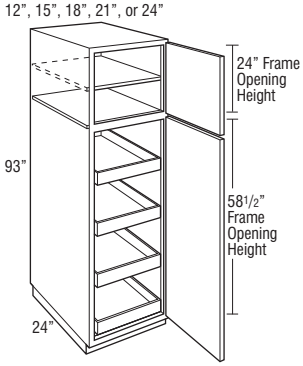

24", 27", 30", 33", or 36"

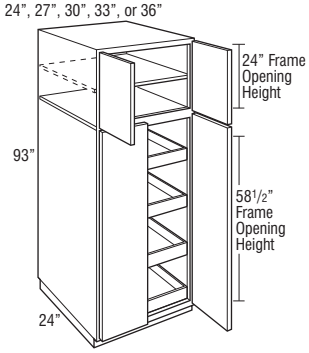

12", 15", 18", 21", or 24"

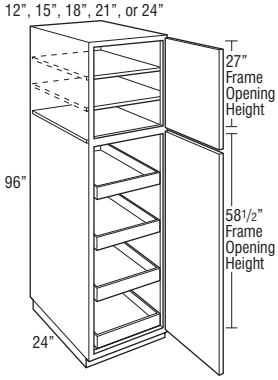

24", 27", 30", 33", or 36"

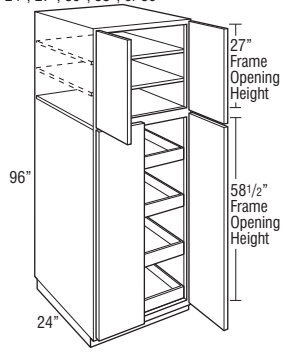

Price Column	1	2	3	4	5
U1293RT L or R	2870	2944	3022	3136	3311
U1593RT L or R	2978	3058	3141	3264	3451
U1893RT L or R	3087	3172	3261	3392	3593
U2193RT L or R	3195	3285	3380	3520	3733
U2493RT L or R	3303	3399	3499	3647	3873
U2493RT	3397	3497	3603	3758	3995
U2793RT	3544	3652	3765	3931	4186
U3093RT	3691	3806	3927	4105	4376
U3393RT	3838	3961	4089	4278	4567
U3693RT	3985	4115	4251	4452	4758
U1296RT L or R	2978	3058	3141	3264	3451
U1596RT L or R	3087	3172	3261	3392	3593
U1896RT L or R	3195	3285	3380	3520	3733
U2196RT L or R	3303	3399	3499	3647	3873
U2496RT L or R	3412	3513	3619	3776	4014
U2496RT	3544	3652	3765	3931	4186
U2796RT	3691	3806	3927	4105	4376
U3096RT	3838	3961	4089	4278	4567
U3396RT	3985	4115	4251	4452	4758
U3696RT	4132	4269	4413	4625	4949

Custom Modifications

CBO	CCO	CD	CFNTO	CFRMO	CND	DDE	FB	FD	FPEB	FTK	FTKV	MIP	RT	RTKL/R	VTK
•	•	•	•	•		•	•		•	•	•[1]	•			

Construction Upgrades

APC	PE
•	•

Door Options

CG	CG.T	MFO
		•

Non Soft-close Options

NSCFB	NSCH
•	•

[1] Not available on 12″ wide

OVEN CABINET SINGLE TRIMMABLE

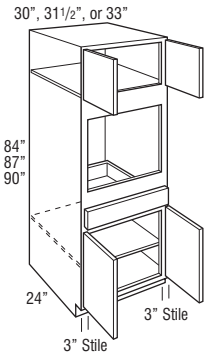

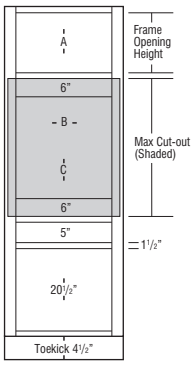

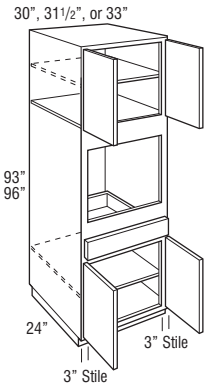

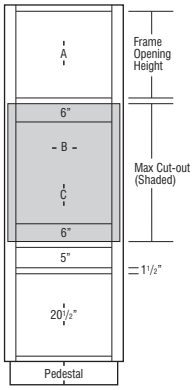

Price Column	1	2	3	4	5
OCS3084T	2321	2437	2559	2738	3012
OCS31.584T	2387	2506	2631	2816	3097
OCS3384T	2453	2575	2704	2893	3182
OCS3087T	2453	2575	2704	2893	3182
OCS31.587T	2518	2644	2776	2971	3268
OCS3387T	2584	2713	2849	3048	3353
OCS3090T	2584	2713	2849	3048	3353
OCS31.590T	2650	2782	2921	3126	3438
OCS3390T	2715	2851	2994	3203	3523
OCS3093T	2715	2851	2994	3203	3523
OCS31.593T	2781	2920	3066	3281	3609
OCS3393T	2847	2989	3138	3358	3694
OCS3096T	2847	2989	3138	3358	3694
OCS31.596T	2912	3058	3211	3436	3779
OCS3396T	2978	3127	3283	3513	3864

- Uses face mount hinges, doors and drawer fronts have a consistent width reveal for full overlay (1/4″) and partial overlay (1″).
- Base section will utilize a full depth shelf.
- 90″, 93″, and 96″ tall include full depth adjustable shelves in upper section:
  90″ and 93″ tall - one shelf
  96″ tall - two shelves
- Oven cavity is standard interior.
- All top and bottom cross rails are 1 1/2″ wide.
- All cabinets have 3″ stiles on frame.
- Be sure to confirm a heat shield is built into your appliance by the manufacturer or install the heat shield included with your appliance. Heat shields are sold separately as an accessory.
- Shelf support for oven not included; for built-in appliance support brackets, use OCINSTALLKIT (included in 24″ deep cabinets).
- OCINSTALLKIT weight limit is 400 lbs. per pair.
- Maximum cut-out dimension will allow 1/4″ reveal for doors and drawer fronts on full overlay and 1″ for partial overlay for trim kit face clearance.
- Oven cabinet cut-out is shaded in gray and is cut out on job site.

	A	B		C		Door Height (Upper Section)	
	Frame Opening Height	Cut-out Width		Cut-out Height			
		Min.	Max.	Min.	Max.	Partial Overlay	Full Overlay
OCS3084T	15″	24″	28 1/2″	22 1/2″	31 1/2″	16″	17 1/2″
OCS31.584T	15″	25 1/2″	30″	22 1/2″	31 1/2″	16″	17 1/2″
OCS3384T	15″	27″	31 1/2″	22 1/2″	31 1/2″	16″	17 1/2″
OCS3087T	18″	24″	28 1/2″	22 1/2″	31 1/2″	19″	20 1/2″
OCS31.587T	18″	25 1/2″	30″	22 1/2″	31 1/2″	19″	20 1/2″
OCS3387T	18″	27″	31 1/2″	22 1/2″	31 1/2″	19″	20 1/2″
OCS3090T	21″	24″	28 1/2″	22 1/2″	31 1/2″	22″	23 1/2″
OCS31.590T	21″	25 1/2″	30″	22 1/2″	31 1/2″	22″	23 1/2″
OCS3390T	21″	27″	31 1/2″	22 1/2″	31 1/2″	22″	23 1/2″
OCS3093T	24″	24″	28 1/2″	22 1/2″	31 1/2″	25″	26 1/2″
OCS31.593T	24″	25 1/2″	30″	22 1/2″	31 1/2″	25″	26 1/2″
OCS3393T	24″	27″	31 1/2″	22 1/2″	31 1/2″	25″	26 1/2″
OCS3096T	27″	24″	28 1/2″	22 1/2″	31 1/2″	28″	29 1/2″
OCS31.596T	27″	25 1/2″	30″	22 1/2″	31 1/2″	28″	29 1/2″
OCS3396T	27″	27″	31 1/2″	22 1/2″	31 1/2″	28″	29 1/2″

Custom Modifications

CBO	CCO	CD	CFNTO	CFRMO	CND	DDE	FB	FD	FPEB	FTK	FTKV	MIP	RT	RTKL/R	VTK
•	•	•	•	•	•	•	•	STD	•	•	•	•	•	•[1]	•[1]

Construction Upgrades

APC	PE
•	•

Door Options

CG	CG.T	MFO
		•

Non Soft-close Options

NSCFB	NSCH
•	•

[1] Only available on 84″, 87″, and 90″ tall

OVEN CABINET SINGLE with NARROW STILE

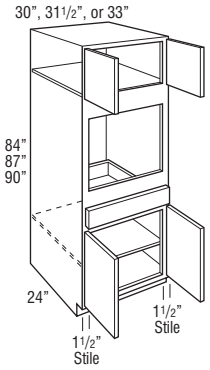

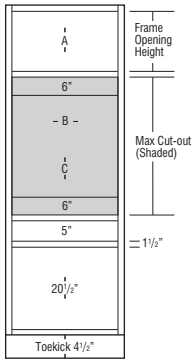

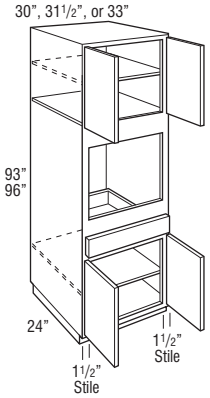

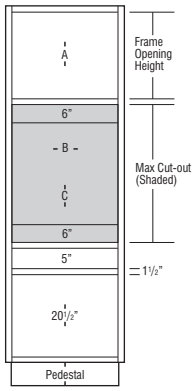

Price Column	1	2	3	4	5
OCS3084N	2321	2437	2559	2738	3012
OCS31.584N	2387	2506	2631	2816	3097
OCS3384N	2453	2575	2704	2893	3182
OCS3087N	2453	2575	2704	2893	3182
OCS31.587N	2518	2644	2776	2971	3268
OCS3387N	2584	2713	2849	3048	3353
OCS3090N	2584	2713	2849	3048	3353
OCS31.590N	2650	2782	2921	3126	3438
OCS3390N	2715	2851	2994	3203	3523
OCS3093N	2715	2851	2994	3203	3523
OCS31.593N	2781	2920	3066	3281	3609
OCS3393N	2847	2989	3138	3358	3694
OCS3096N	2847	2989	3138	3358	3694
OCS31.596N	2912	3058	3211	3436	3779
OCS3396N	2978	3127	3283	3513	3864

- Base section will utilize a full depth shelf.
- 90″, 93″, and 96″ tall include full depth adjustable shelves in upper section:
  90″ and 93″ tall - one shelf
  96″ tall - two shelves
- Oven cavity is standard interior.
- All top and bottom cross rails are 1 1/2″ wide.
- Be sure to confirm a heat shield is built into your appliance by the manufacturer or install the heat shield included with your appliance. Heat shields are sold separately as an accessory.
- Support shelf for oven not included; for built-in appliance support brackets, use OCINSTALLKIT (included in 24″ deep cabinets).
- OCINSTALLKIT weight limit is 400 lbs. per pair.
- Maximum cut-out dimension will allow 1/4″ reveal for doors and drawer fronts on full overlay and 1″ for partial overlay for trim kit face clearance.
- Oven cabinet cut-out is shaded in gray and is cut out on job site.

	A	B		C		Door Height	
	Frame Opening Height	Cut-out Width		Cut-out Height		(Upper Section)	
		Min.	Max.	Min.	Max.	Partial Overlay	Full Overlay
OCS3084N	15″	27″	28 1/2″	22 1/2″	31 1/2″	16″	17 1/2″
OCS31.584N	15″	28 1/2″	30″	22 1/2″	31 1/2″	16″	17 1/2″
OCS3384N	15″	30″	31 1/2″	22 1/2″	31 1/2″	16″	17 1/2″
OCS3087N	18″	27″	28 1/2″	22 1/2″	31 1/2″	19″	20 1/2″
OCS31.587N	18″	28 1/2″	30″	22 1/2″	31 1/2″	19″	20 1/2″
OCS3387N	18″	30″	31 1/2″	22 1/2″	31 1/2″	19″	20 1/2″
OCS3090N	21″	27″	28 1/2″	22 1/2″	31 1/2″	22″	23 1/2″
OCS31.590N	21″	28 1/2″	30″	22 1/2″	31 1/2″	22″	23 1/2″
OCS3390N	21″	30″	31 1/2″	22 1/2″	31 1/2″	22″	23 1/2″
OCS3093N	24″	27″	28 1/2″	22 1/2″	31 1/2″	25″	26 1/2″
OCS31.593N	24″	28 1/2″	30″	22 1/2″	31 1/2″	25″	26 1/2″
OCS3393N	24″	30″	31 1/2″	22 1/2″	31 1/2″	25″	26 1/2″
OCS3096N	27″	27″	28 1/2″	22 1/2″	31 1/2″	28″	29 1/2″
OCS31.596N	27″	28 1/2″	30″	22 1/2″	31 1/2″	28″	29 1/2″
OCS3396N	27″	30″	31 1/2″	22 1/2″	31 1/2″	28″	29 1/2″

Custom Modifications

CBO	CCO	CD	CFNTO	CFRMO	CND	DDE	FB	FD	FPEB	FTK	FTKV	MIP	RT	RTKL/R	VTK
•	•	•	•	•	•	•	•	STD	•	•	•	•	•	•[1]	•[1]

Construction Upgrades

APC	PE
•	•

Door Options

CG	CG.T	MFO
	•	•

Non Soft-close Options

NSCFB	NSCH
•	•

[1] Not available on 84″, 87″, and 90″ tall

OVEN CABINET DOUBLE TRIMMABLE

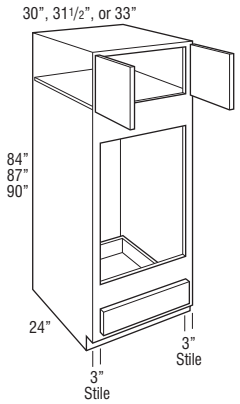

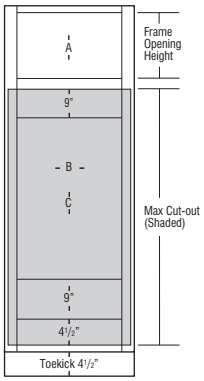

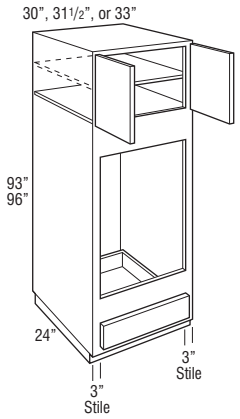

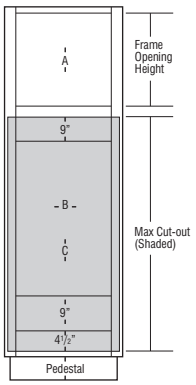

Price Column	1	2	3	4	5
OCD3084T	1638	1720	1806	1932	2125
OCD31.584T	1708	1793	1883	2015	2216
OCD3384T	1778	1867	1960	2098	2307
OCD3087T	1778	1867	1960	2098	2307
OCD31.587T	1848	1941	2038	2180	2398
OCD3387T	1918	2014	2115	2263	2489
OCD3090T	1918	2014	2115	2263	2489
OCD31.590T	1989	2088	2192	2346	2580
OCD3390T	2059	2162	2270	2429	2671
OCD3093T	2059	2162	2270	2429	2671
OCD31.593T	2129	2235	2347	2511	2762
OCD3393T	2199	2309	2425	2594	2854
OCD3096T	2199	2309	2425	2594	2854
OCD31.596T	2269	2383	2502	2677	2945
OCD3396T	2340	2456	2579	2760	3036

- Uses face mount hinges, doors and drawer fronts have a consistent width reveal for full overlay (1/4″) and partial overlay (1″).
- 90″, 93″, and 96″ tall include full depth adjustable shelves in upper section:
  90″ and 93″ tall - one shelf
  96″ tall - two shelves
- Oven cavity is standard interior.
- For built-in double oven applications, remove drawer as needed.
- All top and bottom cross rails are 1 1/2″ wide.
- All cabinets have 3″ stiles on frame.
- Be sure to confirm a heat shield is built into your appliance by the manufacturer or install the heat shield included with your appliance. Heat shields are sold separately as an accessory.
- Support shelf for oven not included; for built-in appliance support brackets, use OCINSTALLKIT (included in 24″ deep cabinets).
- OCINSTALLKIT weight limit is 400 lbs. per pair.
- Oven cabinets feature an open back in cut-out area designed to improve field appliance installation.
- Maximum w/ Drawer cut-out dimension will allow 1/4″ reveal for doors and drawer fronts on full overlay and 1″ for partial overlay for trim kit face clearance.
- If the maximum height (as shown in gray) is cut out, the drawer will no longer be included. See chart below for maximum cut-out allowed if you want to keep the drawer.

	A	B		C			Door Height (Upper Section)	
	Frame Opening Height	Cut-out Width		Cut-out Height				
		Min.	Max.	Min.	Max. Keeps Bottom Drawer	Max. Replaces Bottom Drawer	Partial Overlay	Full Overlay
OCD3084T	15″	24″	28 1/2″	39″	54″	60″	16″	17 1/2″
OCD31.584T	15″	25 1/2″	30″	39″	54″	60″	16″	17 1/2″
OCD3384T	15″	27″	31 1/2″	39″	54″	60″	16″	17 1/2″
OCD3087T	18″	24″	28 1/2″	39″	54″	60″	19″	20 1/2″
OCD31.587T	18″	25 1/2″	30″	39″	54″	60″	19″	20 1/2″
OCD3387T	18″	27″	31 1/2″	39″	54″	60″	19″	20 1/2″
OCD3090T	21″	24″	28 1/2″	39″	54″	60″	22″	23 1/2″
OCD31.590T	21″	25 1/2″	30″	39″	54″	60″	22″	23 1/2″
OCD3390T	21″	27″	31 1/2″	39″	54″	60″	22″	23 1/2″
OCD3093T	24″	24″	28 1/2″	39″	54″	60″	25″	26 1/2″
OCD31.593T	24″	25 1/2″	30″	39″	54″	60″	25″	26 1/2″
OCD3393T	24″	27″	31 1/2″	39″	54″	60″	25″	26 1/2″
OCD3096T	27″	24″	28 1/2″	39″	54″	60″	28″	29 1/2″
OCD31.596T	27″	25 1/2″	30″	39″	54″	60″	28″	29 1/2″
OCD3396T	27″	27″	31 1/2″	39″	54″	60″	28″	29 1/2″

Custom Modifications

CBO	CCO	CD	CFNTO	CFRMO	CND	DDE	FB	FD	FPEB	FTK	FTKV	MIP	RT	RTKL/R	VTK
•	•	•		•	•	•	•		•	•	•	•		•[1]	•[1]

Construction Upgrades

APC	PE
•	•

Door Options

CG	CG.T	MFO
		•

Non Soft-close Options

NSCFB	NSCH
•	•

[1] Only available on 84″, 87″, and 90″ tall

OVEN CABINET DOUBLE with NARROW STILE

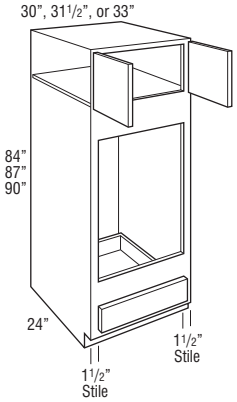

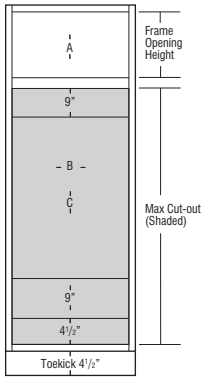

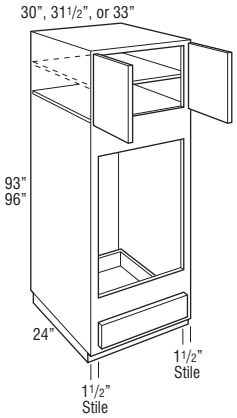

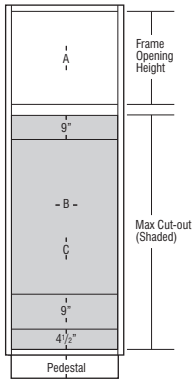

Price Column	1	2	3	4	5
OCD3084N	1638	1720	1806	1932	2125
OCD31.584N	1708	1793	1883	2015	2216
OCD3384N	1778	1867	1960	2098	2307
OCD3087N	1778	1867	1960	2098	2307
OCD31.587N	1848	1941	2038	2180	2398
OCD3387N	1918	2014	2115	2263	2489
OCD3090N	1918	2014	2115	2263	2489
OCD31.590N	1989	2088	2192	2346	2580
OCD3390N	2059	2162	2270	2429	2671
OCD3093N	2059	2162	2270	2429	2671
OCD31.593N	2129	2235	2347	2511	2762
OCD3393N	2199	2309	2425	2594	2854
OCD3096N	2199	2309	2425	2594	2854
OCD31.596N	2269	2383	2502	2677	2945
OCD3396N	2340	2456	2579	2760	3036

- 90″, 93″, and 96″ tall include full depth adjustable shelves in upper section:
  90″ and 93″ tall - one shelf
  96″ tall - two shelves
- Oven cavity is standard interior.
- For built-in double oven applications, remove drawer as needed.
- All top and bottom cross rails are 1 1/2″ wide.
- Be sure to confirm a heat shield is built into your appliance by the manufacturer or install the heat shield included with your appliance. Heat shields are sold separately as an accessory.
- Support shelf for oven not included; for built-in appliance support brackets, use OCINSTALLKIT (included in 24″ deep cabinets).
- OCINSTALLKIT weight limit is 400 lbs. per pair.
- Oven cabinets feature an open back in cut-out area designed to improve field appliance installation.
- Maximum w/ Drawer cut-out dimension will allow 1/4″ reveal for doors and drawer fronts on full overlay and 1″ for partial overlay for trim kit face clearance.
- If the maximum height (as shown in gray) is cut out, the drawer will no longer be included. See chart below for maximum cut-out allowed if you want to keep the drawer.

	A	B		C			Door Height (Upper Section)	
	Frame Opening Height	Cut-out Width		Cut-out Height				
		Min.	Max.	Min.	Max. Keeps Bottom Drawer	Max. Replaces Bottom Drawer	Partial Overlay	Full Overlay
OCD3084N	15″	27″	28 1/2″	39″	54″	60″	16″	17 1/2″
OCD31.584N	15″	28 1/2″	30″	39″	54″	60″	16″	17 1/2″
OCD3384N	15″	30″	31 1/2″	39″	54″	60″	16″	17 1/2″
OCD3087N	18″	27″	28 1/2″	39″	54″	60″	19″	20 1/2″
OCD31.587N	18″	28 1/2″	30″	39″	54″	60″	19″	20 1/2″
OCD3387N	18″	30″	31 1/2″	39″	54″	60″	19″	20 1/2″
OCD3090N	21″	27″	28 1/2″	39″	54″	60″	22″	23 1/2″
OCD31.590N	21″	28 1/2″	30″	39″	54″	60″	22″	23 1/2″
OCD3390N	21″	30″	31 1/2″	39″	54″	60″	22″	23 1/2″
OCD3093N	24″	27″	28 1/2″	39″	54″	60″	25″	26 1/2″
OCD31.593N	24″	28 1/2″	30″	39″	54″	60″	25″	26 1/2″
OCD3393N	24″	30″	31 1/2″	39″	54″	60″	25″	26 1/2″
OCD3096N	27″	27″	28 1/2″	39″	54″	60″	28″	29 1/2″
OCD31.596N	27″	28 1/2″	30″	39″	54″	60″	28″	29 1/2″
OCD3396N	27″	30″	31 1/2″	39″	54″	60″	28″	29 1/2″

Custom Modifications

CBO	CCO	CD	CFNTO	CFRMO	CND	DDE	FB	FD	FPEB	FTK	FTKV	MIP	RT	RTKL/R	VTK
•	•	•		•	•	•	•		•	•	•	•		•[1]	•[1]

Construction Upgrades

APC	PE
•	•

Door Options

CG	CG.T	MFO
•		•

Non Soft-close Options

NSCFB	NSCH
•	•

[1] Only available on 84″, 87″, and 90″ tall

OVEN CABINET DOUBLE with DEEP DRAWER TRIMMABLE

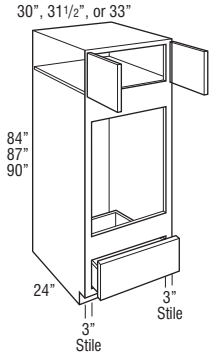

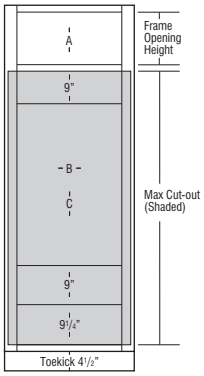

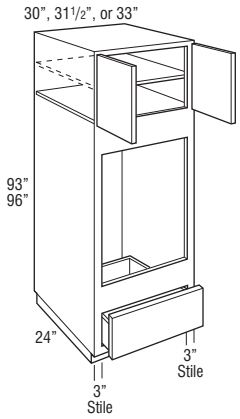

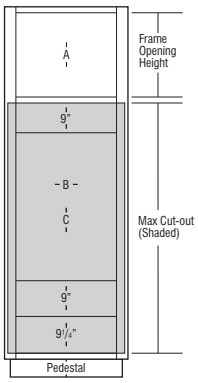

Price Column	1	2	3	4	5
OCD3084DDT	1963	2061	2164	2316	2547
OCD31.584DDT	2047	2149	2257	2415	2656
OCD3384DDT	2131	2238	2350	2514	2765
OCD3087DDT	2131	2238	2350	2514	2765
OCD31.587DDT	2215	2326	2442	2613	2875
OCD3387DDT	2300	2415	2535	2713	2984
OCD3090DDT	2300	2415	2535	2713	2984
OCD31.590DDT	2384	2503	2628	2812	3093
OCD3390DDT	2468	2591	2721	2911	3202
OCD3093DDT	2468	2591	2721	2911	3202
OCD31.593DDT	2552	2680	2813	3010	3311
OCD3393DDT	2636	2768	2906	3110	3420
OCD3096DDT	2636	2768	2906	3110	3420
OCD31.596DDT	2720	2856	2999	3209	3530
OCD3396DDT	2804	2945	3092	3308	3639

- Uses face mount hinges, doors and drawer fronts have a consistent width reveal for full overlay (1/4″) and partial overlay (1″).
- On 93″ and 96″ tall, one full depth shelf included, but packaged separately.
- All top and bottom cross rails are 1 1/2″ wide.
- All cabinets have 3″ stiles on frame.
- Be sure to confirm a heat shield is built into your appliance by the manufacturer or install the heat shield included with your appliance. Heat shields are sold separately as an accessory.
- For built-in appliance support, OCINSTALLKIT is included in 24″ deep oven cabinets (see page 151 for details). Oven install kit will not be included when depth is modified.
- OCINSTALLKIT weight limit is 400 lbs. per pair.
- Oven cabinets feature an open back in cut-out area designed to improve field appliance installation.
- Maximum w/Drawer cut-out dimension will allow 1/4″ reveal for doors and drawer fronts on full overlay and 1″ for partial overlay for trim kit face clearance.
- If the maximum height (as shown in gray) is cut out, the drawer will no longer be included. See chart below for maximum cut-out allowed if you want to keep the drawer.

	A	B		C			Door Height (Upper Section)	
	Frame Opening Height	Cut-out Width		Cut-out Height				
		Min.	Max.	Min.	Max. Keeps Bottom Drawer	Max. Replaces Bottom Drawer	Partial Overlay	Full Overlay
OCD3084DDT	12″	24″	28 1/2″	37 1/4″	52 1/4″	63″	13″	14 1/2″
OCD31.584DDT	12″	25 1/2″	30″	37 1/4″	52 1/4″	63″	13″	14 1/2″
OCD3384DDT	12″	27″	31 1/2″	37 1/4″	52 1/4″	63″	13″	14 1/2″
OCD3087DDT	15″	24″	28 1/2″	37 1/4″	52 1/4″	63″	16″	17 1/2″
OCD31.587DDT	15″	25 1/2″	30″	37 1/4″	52 1/4″	63″	16″	17 1/2″
OCD3387DDT	15″	27″	31 1/2″	37 1/4″	52 1/4″	63″	16″	17 1/2″
OCD3090DDT	18″	24″	28 1/2″	37 1/4″	52 1/4″	63″	19″	20 1/2″
OCD31.590DDT	18″	25 1/2″	30″	37 1/4″	52 1/4″	63″	19″	20 1/2″
OCD3390DDT	18″	27″	31 1/2″	37 1/4″	52 1/4″	63″	19″	20 1/2″
OCD3093DDT	21″	24″	28 1/2″	37 1/4″	52 1/4″	63″	22″	23 1/2″
OCD31.593DDT	21″	25 1/2″	30″	37 1/4″	52 1/4″	63″	22″	23 1/2″
OCD3393DDT	21″	27″	31 1/2″	37 1/4″	52 1/4″	63″	22″	23 1/2″
OCD3096DDT	24″	24″	28 1/2″	37 1/4″	52 1/4″	63″	25″	26 1/2″
OCD31.596DDT	24″	25 1/2″	30″	37 1/4″	52 1/4″	63″	25″	26 1/2″
OCD3396DDT	24″	27″	31 1/2″	37 1/4″	52 1/4″	63″	25″	26 1/2″

Custom Modifications

CBO	CCO	CD	CFNTO	CFRMO	CND	DDE	FB	FD	FPEB	FTK	FTKV	MIP	RT	RTKL/R	VTK
•	•	•		•	•	•	•		•	•	•	•		•[1]	•[1]

Construction Upgrades

APC	PE
•	•

Door Options

CG	CG.T	MFO
		•

Non Soft-close Options

NSCFB	NSCH
	•

[1] Only available on 84″, 87″, and 90″ tall

OVEN CABINET DOUBLE with DEEP DRAWER, NARROW STILE

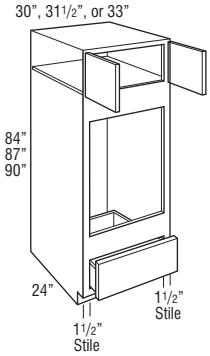

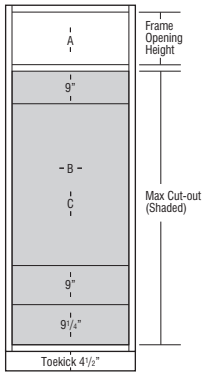

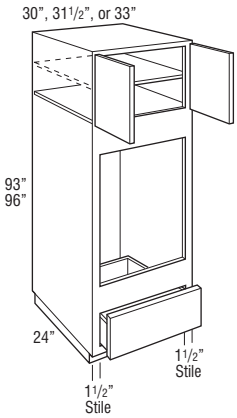

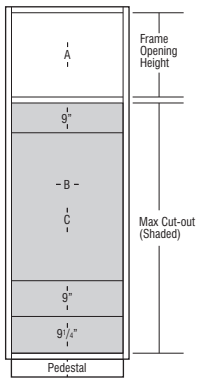

Price Column	1	2	3	4	5
OCD3084DDN	1963	2061	2164	2316	2547
OCD31.584DDN	2047	2149	2257	2415	2656
OCD3384DDN	2131	2238	2350	2514	2765
OCD3087DDN	2131	2238	2350	2514	2765
OCD31.587DDN	2215	2326	2442	2613	2875
OCD3387DDN	2300	2415	2535	2713	2984
OCD3090DDN	2300	2415	2535	2713	2984
OCD31.590DDN	2384	2503	2628	2812	3093
OCD3390DDN	2468	2591	2721	2911	3202
OCD3093DDN	2468	2591	2721	2911	3202
OCD31.593DDN	2552	2680	2813	3010	3311
OCD3393DDN	2636	2768	2906	3110	3420
OCD3096DDN	2636	2768	2906	3110	3420
OCD31.596DDN	2720	2856	2999	3209	3530
OCD3396DDN	2804	2945	3092	3308	3639

- On 93″ and 96″ tall, one full depth shelf included, but packaged separately.
- All top and bottom cross rails are 1 1/2″ wide.
- Be sure to confirm a heat shield is built into your appliance by the manufacturer or install the heat shield included with your appliance. Heat shields are sold separately as an accessory.
- For built-in appliance support, OCINSTALLKIT is included in 24″ deep oven cabinets (see page 151 for details). Oven install kit will not be included when depth is modified.
- OCINSTALLKIT weight limit is 400 lbs. per pair.
- Oven cabinets feature an open back in cut-out area designed to improve field appliance installation.
- Maximum w/ Drawer cut-out dimension will allow 1/4″ reveal for doors and drawer fronts on full overlay and 1″ for partial overlay for trim kit face clearance.
- If the maximum height (as shown in gray) is cut out, the drawer will no longer be included. See chart below for maximum cut-out allowed if you want to keep the drawer.

	A	B		C			Door Height (Upper Section)	
	Frame Opening Height	Cut-out Width		Cut-out Height				
		Min.	Max.	Min.	Max. Keeps Bottom Drawer	Max. Replaces Bottom Drawer	Partial Overlay	Full Overlay
OCD3084DDN	12″	27″	28 1/2″	37 1/4″	52 1/4″	63″	13″	14 1/2″
OCD31.584DDN	12″	28 1/2″	30″	37 1/4″	52 1/4″	63″	13″	14 1/2″
OCD3384DDN	12″	30″	31 1/2″	37 1/4″	52 1/4″	63″	13″	14 1/2″
OCD3087DDN	15″	27″	28 1/2″	37 1/4″	52 1/4″	63″	16″	17 1/2″
OCD31.587DDN	15″	28 1/2″	30″	37 1/4″	52 1/4″	63″	16″	17 1/2″
OCD3387DDN	15″	30″	31 1/2″	37 1/4″	52 1/4″	63″	16″	17 1/2″
OCD3090DDN	18″	27″	28 1/2″	37 1/4″	52 1/4″	63″	19″	20 1/2″
OCD31.590DDN	18″	28 1/2″	30″	37 1/4″	52 1/4″	63″	19″	20 1/2″
OCD3390DDN	18″	30″	31 1/2″	37 1/4″	52 1/4″	63″	19″	20 1/2″
OCD3093DDN	21″	27″	28 1/2″	37 1/4″	52 1/4″	63″	22″	23 1/2″
OCD31.593DDN	21″	28 1/2″	30″	37 1/4″	52 1/4″	63″	22″	23 1/2″
OCD3393DDN	21″	30″	31 1/2″	37 1/4″	52 1/4″	63″	22″	23 1/2″
OCD3096DDN	24″	27″	28 1/2″	37 1/4″	52 1/4″	63″	25″	26 1/2″
OCD31.596DDN	24″	28 1/2″	30″	37 1/4″	52 1/4″	63″	25″	26 1/2″
OCD3396DDN	24″	30″	31 1/2″	37 1/4″	52 1/4″	63″	25″	26 1/2″

Custom Modifications

CBO	CCO	CD	CFNTO	CFRMO	CND	DDE	FB	FD	FPEB	FTK	FTKV	MIP	RT	RTKL/R	VTK
•	•	•		•	•	•	•		•	•	•	•		•[1]	•[1]

Construction Upgrades

APC	PE
•	•

Door Options

CG	CG.T	MFO
•		•

Non Soft-close Options

NSCFB	NSCH
	•

[1] Only available on 84″, 87″, and 90″ tall

OVEN CABINET SINGLE with MICROWAVE, DEEP DRAWER TRIMMABLE

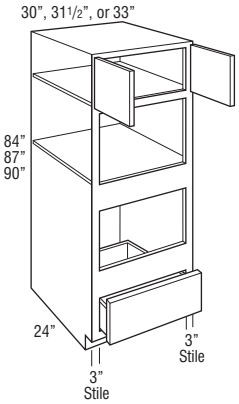

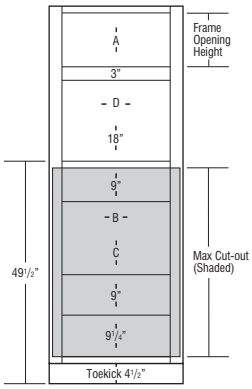

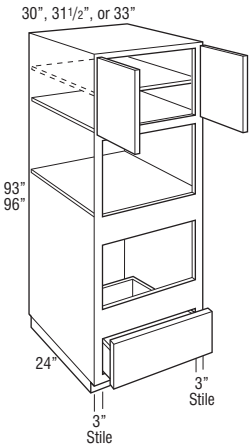

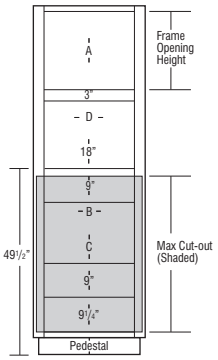

Price Column	1	2	3	4	5
OCSMW3084DDT	1942	2039	2141	2291	2520
OCSMW31.584DDT	2025	2127	2233	2389	2628
OCSMW3384DDT	2109	2214	2325	2487	2736
OCSMW3087DDT	2109	2214	2325	2487	2736
OCSMW31.587DDT	2192	2301	2416	2586	2844
OCSMW3387DDT	2275	2389	2508	2684	2952
OCSMW3090DDT	2275	2389	2508	2684	2952
OCSMW31.590DDT	2358	2476	2600	2782	3060
OCSMW3390DDT	2441	2564	2692	2880	3168
OCSMW3093DDT	2441	2564	2692	2880	3168
OCSMW31.593DDT	2525	2651	2783	2978	3276
OCSMW3393DDT	2608	2738	2875	3076	3384
OCSMW3096DDT	2608	2738	2875	3076	3384
OCSMW31.596DDT	2691	2826	2967	3175	3492
OCSMW3396DDT	2774	2913	3059	3273	3600

- Designed for use with separate built-in microwave above, built-in oven below. For built-in double ovens, see pages 99-102.
- On 93″ and 96″ tall, one full depth shelf included, but packaged separately.
- Uses face mount hinges, doors and drawer fronts have a consistent width reveal for full overlay (1/4″) and partial overlay (1″).
- All top and bottom cross rails are 1 1/2″ wide.
- All cabinets have 3″ stiles on frame.
- Be sure to confirm a heat shield is built into your appliance by the manufacturer or install the heat shield included with your appliance. Heat shields are sold separately as an accessory.
- For built-in appliance support, OCINSTALLKIT is included in 24″ deep oven cabinets (see page 151 for details). Oven install kit will not be included when depth is modified.
- OCINSTALLKIT weight limit is 400 lbs. per pair.
- Maximum w/ Drawer cut-out dimension will allow 1/4″ reveal for doors and drawer fronts on full overlay and 1″ for partial overlay for trim kit face clearance.
- Oven cabinet cut-out is shaded in gray and is cut out on job site.
- If the maximum height (as shown in gray) is cut out, the drawer will no longer be included. See chart below for maximum cut-out allowed if you want to keep the drawer.

	A	B/D		C			Door Height	
	Frame Opening Height	Cut-out Width		Cut-out Height			(Upper Section)	
		Min.	Max.	Min.	Max. Keeps Bottom Drawer	Max. Replaces Bottom Drawer	Partial Overlay	Full Overlay
OCSMW3084DDT	12″	24″	28 1/2″	16 1/4″	31 1/4″	42″	13″	14 1/2″
OCSMW31.584DDT	12″	25 1/2″	30″	16 1/4″	31 1/4″	42″	13″	14 1/2″
OCSMW3384DDT	12″	27″	31 1/2″	16 1/4″	31 1/4″	42″	13″	14 1/2″
OCSMW3087DDT	15″	24″	28 1/2″	16 1/4″	31 1/4″	42″	16″	17 1/2″
OCSMW31.587DDT	15″	25 1/2″	30″	16 1/4″	31 1/4″	42″	16″	17 1/2″
OCSMW3387DDT	15″	27″	31 1/2″	16 1/4″	31 1/4″	42″	16″	17 1/2″
OCSMW3090DDT	18″	24″	28 1/2″	16 1/4″	31 1/4″	42″	19″	20 1/2″
OCSMW31.590DDT	18″	25 1/2″	30″	16 1/4″	31 1/4″	42″	19″	20 1/2″
OCSMW3390DDT	18″	27″	31 1/2″	16 1/4″	31 1/4″	42″	19″	20 1/2″
OCSMW3093DDT	21″	24″	28 1/2″	16 1/4″	31 1/4″	42″	22″	23 1/2″
OCSMW31.593DDT	21″	25 1/2″	30″	16 1/4″	31 1/4″	42″	22″	23 1/2″
OCSMW3393DDT	21″	27″	31 1/2″	16 1/4″	31 1/4″	42″	22″	23 1/2″
OCSMW3096DDT	24″	24″	28 1/2″	16 1/4″	31 1/4″	42″	25″	26 1/2″
OCSMW31.596DDT	24″	25 1/2″	30″	16 1/4″	31 1/4″	42″	25″	26 1/2″
OCSMW3396DDT	24″	27″	31 1/2″	16 1/4″	31 1/4″	42″	25″	26 1/2″

Custom Modifications

CBO	CCO	CD	CFNTO	CFRMO	CND	DDE	FB	FD	FPEB	FTK	FTKV	MIP	RT	RTKL/R	VTK
•	•	•		•	•	•	•		•	•	•	•		•[1]	•[1]

Construction Upgrades

APC	PE
•	•

Door Options

CG	CG.T	MFO
		•

Non Soft-close Options

NSCFB	NSCH
	•

[1] Only available on 84″, 87″, and 90″ tall

OVEN CABINET SINGLE with MICROWAVE, DEEP DRAWER, NARROW STILE

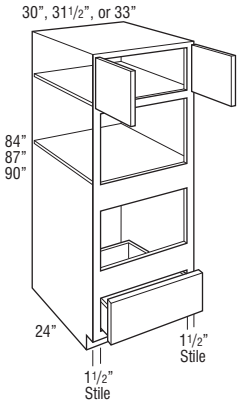

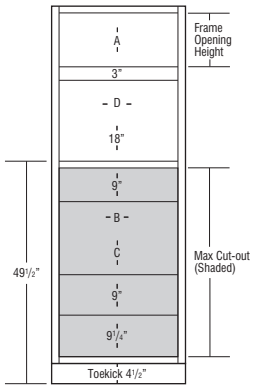

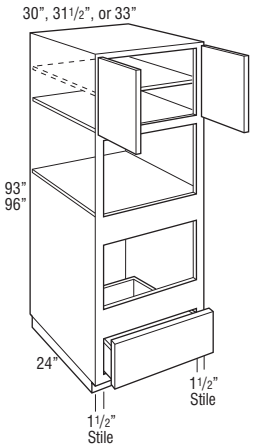

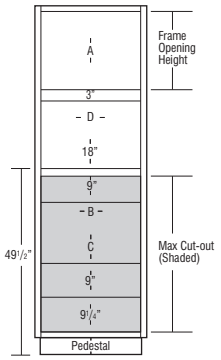

Price Column	1	2	3	4	5
OCSMW3084DDN	1942	2039	2141	2291	2520
OCSMW31.584DDN	2025	2127	2233	2389	2628
OCSMW3384DDN	2109	2214	2325	2487	2736
OCSMW3087DDN	2109	2214	2325	2487	2736
OCSMW31.587DDN	2192	2301	2416	2586	2844
OCSMW3387DDN	2275	2389	2508	2684	2952
OCSMW3090DDN	2275	2389	2508	2684	2952
OCSMW31.590DDN	2358	2476	2600	2782	3060
OCSMW3390DDN	2441	2564	2692	2880	3168
OCSMW3093DDN	2441	2564	2692	2880	3168
OCSMW31.593DDN	2525	2651	2783	2978	3276
OCSMW3393DDN	2608	2738	2875	3076	3384
OCSMW3096DDN	2608	2738	2875	3076	3384
OCSMW31.596DDN	2691	2826	2967	3175	3492
OCSMW3396DDN	2774	2913	3059	3273	3600

- Designed for use with separate built-in microwave above, built-in oven below. For built-in double ovens, see pages 99-102.
- On 93″ and 96″ tall, one full depth shelf included, but packaged separately.
- All top and bottom cross rails are 1 1/2″ wide.
- Be sure to confirm a heat shield is built into your appliance by the manufacturer or install the heat shield included with your appliance. Heat shields are sold separately as an accessory.
- For built-in appliance support, OCINSTALLKIT is included in 24″ deep oven cabinets (see page 151 for details). Oven install kit will not be included when depth is modified.
- OCINSTALLKIT weight limit is 400 lbs. per pair.
- Maximum w/ Drawer cut-out dimension will allow 1/4″ reveal for doors and drawer fronts on full overlay and 1″ for partial overlay for trim kit face clearance.
- Oven cabinet cut-out is shaded in gray and is cut out on job site.
- If the maximum height (as shown in gray) is cut out, the drawer will no longer be included. See chart below for maximum cut-out allowed if you want to keep the drawer.

	A	B/D		C			Door Height (Upper Section)	
	Frame Opening Height	Cut-out Width		Cut-out Height				
		Min.	Max.	Min.	Max. Keeps Bottom Drawer	Max. Replaces Bottom Drawer	Partial Overlay	Full Overlay
OCSMW3084DDN	12″	27″	28 1/2″	16 1/4″	31 1/4″	42″	13″	14 1/2″
OCSMW31.584DDN	12″	28 1/2″	30″	16 1/4″	31 1/4″	42″	13″	14 1/2″
OCSMW3384DDN	12″	30″	31 1/2″	16 1/4″	31 1/4″	42″	13″	14 1/2″
OCSMW3087DDN	15″	27″	28 1/2″	16 1/4″	31 1/4″	42″	16″	17 1/2″
OCSMW31.587DDN	15″	28 1/2″	30″	16 1/4″	31 1/4″	42″	16″	17 1/2″
OCSMW3387DDN	15″	30″	31 1/2″	16 1/4″	31 1/4″	42″	16″	17 1/2″
OCSMW3090DDN	18″	27″	28 1/2″	16 1/4″	31 1/4″	42″	19″	20 1/2″
OCSMW31.590DDN	18″	28 1/2″	30″	16 1/4″	31 1/4″	42″	19″	20 1/2″
OCSMW3390DDN	18″	30″	31 1/2″	16 1/4″	31 1/4″	42″	19″	20 1/2″
OCSMW3093DDN	21″	27″	28 1/2″	16 1/4″	31 1/4″	42″	22″	23 1/2″
OCSMW31.593DDN	21″	28 1/2″	30″	16 1/4″	31 1/4″	42″	22″	23 1/2″
OCSMW3393DDN	21″	30″	31 1/2″	16 1/4″	31 1/4″	42″	22″	23 1/2″
OCSMW3096DDN	24″	27″	28 1/2″	16 1/4″	31 1/4″	42″	25″	26 1/2″
OCSMW31.596DDN	24″	28 1/2″	30″	16 1/4″	31 1/4″	42″	25″	26 1/2″
OCSMW3396DDN	24″	30″	31 1/2″	16 1/4″	31 1/4″	42″	25″	26 1/2″

Custom Modifications

CBO	CCO	CD	CFNTO	CFRMO	CND	DDE	FB	FD	FPEB	FTK	FTKV	MIP	RT	RTKL/R	VTK
•	•	•		•	•	•	•		•	•	•	•		•[1]	•[1]

Construction Upgrades

APC	PE
•	•

Door Options

CG	CG.T	MFO
•		•

Non Soft-close Options

NSCFB	NSCH
	•

[1] Only available on 84″, 87″, and 90″ tall

TABLE OF CONTENTS – OFFICE & FURNITURE CABINETS

Wall Furniture Bookcase Cabinets 106
Tall Bookcase Cabinets 107
Desk Base Cabinets 108
Desk Three Drawer Base Cabinets 108
Desk Organization and Specialty Cabinets 108
Under Counter Drawers and Furniture Drawers 109

OFFICE & FURNITURE CABINET NOMENCLATURE

WFBC1848

Cabinet Type — Cabinet Width

CONSTRUCTION UPGRADES

Mod.	Description
APC	All- plywood Construction
PE	Plywood Ends

NON SOFT-CLOSE OPTIONS

Mod.	Description
NSCFB	Non Soft-close Furniture Board Drawers
NSCH	Non Soft-close Hinge

MODIFICATIONS GRID KEY

Mod.	Description
•	Available
STD	Standard on these cabinets

CUSTOM MODIFICATIONS

Mod.	Description
ADDTK	Add Toekick
CBO	Cabinet Box Only
CCO	Cabinet Case Only
CD	Change Depth
CFNTO	Cabinet Front Only
CFRMO	Cabinet Face Frame Only
CND	Cabinet No Door
DDE	Decorative Door on End
FB	Finished End, Both
FP	False Panel
FPEB	Furniture Plywood End, Both
FTK	Flush Toekick
FTKV.A	Flush Toekick Valance, Style A
FTKV.F	Flush Toekick Valance, Style F
MIP	Matching Interior Plywood
RT	Roll Tray
RTKBK	Recessed Toekick, Back
RTKL	Recessed Toekick, Left
RTKR	Recessed Toekick, Right
VTK	Void Toekick

All office cabinets are predrilled for full depth shelves or roll trays.

Standard toekick height is 4 1/2″ tall, which will align with standard base cabinets.

FURNITURE WALL BOOKCASE

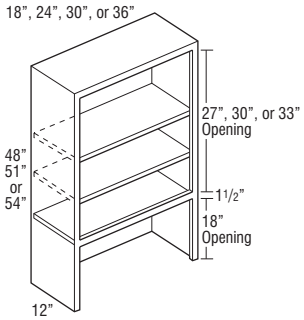

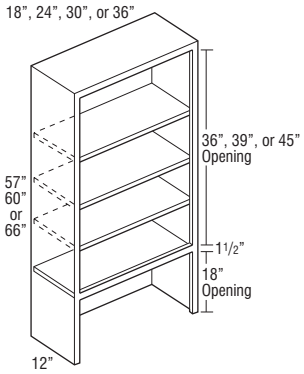

	Price Column 1	2	3	4	5
FWBK1848	785	785	785	785	785
FWBK2448	966	966	966	966	966
FWBK3048	1147	1147	1147	1147	1147
FWBK3648	1328	1328	1328	1328	1328
FWBK1851	875	875	875	875	875
FWBK2451	1056	1056	1056	1056	1056
FWBK3051	1237	1237	1237	1237	1237
FWBK3651	1418	1418	1418	1418	1418
FWBK1854	966	966	966	966	966
FWBK2454	1147	1147	1147	1147	1147
FWBK3054	1328	1328	1328	1328	1328
FWBK3654	1509	1509	1509	1509	1509
FWBK1857	1056	1056	1056	1056	1056
FWBK2457	1237	1237	1237	1237	1237
FWBK3057	1418	1418	1418	1418	1418
FWBK3657	1599	1599	1599	1599	1599
FWBK1860	1147	1147	1147	1147	1147
FWBK2460	1328	1328	1328	1328	1328
FWBK3060	1509	1509	1509	1509	1509
FWBK3660	1690	1690	1690	1690	1690
FWBK1866	1328	1328	1328	1328	1328
FWBK2466	1509	1509	1509	1509	1509
FWBK3066	1690	1690	1690	1690	1690
FWBK3666	1871	1871	1871	1871	1871

- 48″, 51″, and 54″ have two adjustable shelves and one fixed shelf.
- 57″, 60″, and 66″ have three adjustable shelves and one fixed shelf.
- Ends, tops, bottoms, and backs are veneer plywood.

Custom Modifications

ADDTK	CBO	CCO	CD	CFNTO	CFRMO	CND	DDE	FB	FP	FPEB	FTK	FTKV	MIP	RT	RTKBK	RTKL/R	VTK
	STD		•		•		•[1]			•			STD				

Construction Upgrades

APC	PE

Non Soft-close Options

NSCFB	NSCH

[1] Not available on 66″ high

FURNITURE TALL BOOKCASE

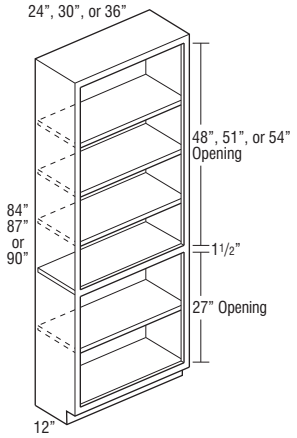

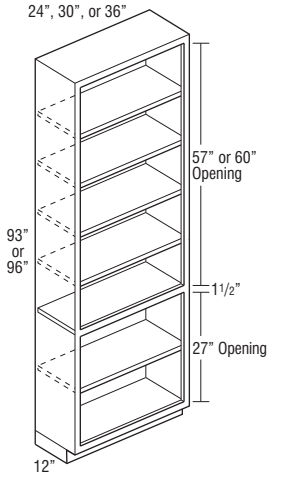

Price Column	1	2	3	4	5
FTBK2484	2808	2808	2808	2808	2808
FTBK3084	3126	3126	3126	3126	3126
FTBK3684	3444	3444	3444	3444	3444
FTBK2487	2967	2967	2967	2967	2967
FTBK3087	3285	3285	3285	3285	3285
FTBK3687	3602	3602	3602	3602	3602
FTBK2490	3126	3126	3126	3126	3126
FTBK3090	3444	3444	3444	3444	3444
FTBK3690	3761	3761	3761	3761	3761
FTBK2493	3285	3285	3285	3285	3285
FTBK3093	3602	3602	3602	3602	3602
FTBK3693	3920	3920	3920	3920	3920
FTBK2496	3444	3444	3444	3444	3444
FTBK3096	3761	3761	3761	3761	3761
FTBK3696	4079	4079	4079	4079	4079

- 84″ and 87″ tall include four adjustable shelves and one fixed shelf.
- 90″ and 93″ tall includes five adjustable shelves and one fixed shelf.
- 96″ tall includes six adjustable shelves and one fixed shelf.
- Ends, tops, bottoms, and backs are veneer plywood.
- Separate pedestal base included but shipped separately on 93″ and 96″ Tall.

Custom Modifications

ADDTK	CBO	CCO	CD	CFNTO	CFRMO	CND	DDE	FB	FP	FPEB	FTK	FTKV	MIP	RT	RTKBK	RTKL/R	VTK
	STD		•		•					•	•	•	STD				

Construction Upgrades

APC	PE

Non Soft-close Options

NSCFB	NSCH

DESK, 29″ HIGH, 21″ DEEP

12”, 15”, 18”, or 21”

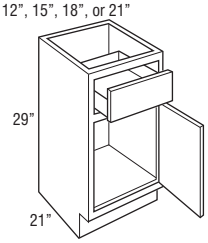

24”, 30”, or 36”

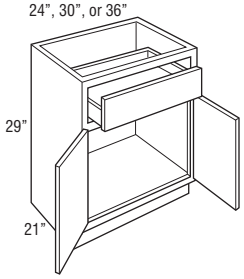

Price Column	1	2	3	4	5
D122921 L or R	479	503	528	565	621
D152921 L or R	517	543	570	610	671
D182921 L or R	556	584	613	656	722
D212921 L or R	595	625	656	702	772
D242921	671	705	740	792	871
D302921	780	819	860	920	1012
D362921	889	934	980	1049	1154

Custom Modifications

ADDTK	CBO	CCO	CD	CFNTO	CFRMO	CND	DDE	FB	FP	FPEB	FTK	FTKV	MIP	RT	RTKBK	RTKL/R	VTK
	•	•	•	•	•	•		•	•	•	•	•[1]	•	•	•	•	•

Construction Upgrades

APC	PE
•	•

Non Soft-close Options

NSCFB	NSCH
•	•

[1] Not available on 12″ wide

DESK THREE DRAWER, 29″ HIGH, 21″ DEEP

12”, 15”, 18”, 21”, or 24”

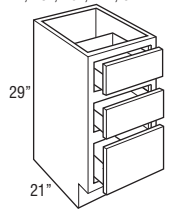

D3D122921	745	782	821	878	966
D3D152921	803	844	886	948	1043
D3D182921	862	905	951	1017	1119
D3D212921	921	967	1015	1087	1195
D3D242921	980	1029	1080	1156	1271

Custom Modifications

ADDTK	CBO	CCO	CD	CFNTO	CFRMO	CND	DDE	FB	FP	FPEB	FTK	FTKV	MIP	RT	RTKBK	RTKL/R	VTK
	•	•	•		•			•	•	•	•	•[1]			•	•	•

Construction Upgrades

APC	PE
•	•

Non Soft-close Options

NSCFB	NSCH
•	

[1] Not available on 12″ wide

DESK WITH FILE DRAWER, 29″ HIGH, 21″ DEEP

15”, 18”, or 21”

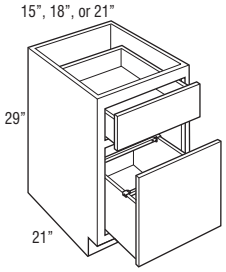

D152921FD	1009	1060	1113	1191	1310
D182921FD	1074	1127	1184	1267	1393
D212921FD	1138	1195	1255	1343	1477

- Door is attached to file drawer.
- Includes Filing System Hardware Kit, which accommodates letter and legal filing.
- Exterior height of file drawer is 10″.

Custom Modifications

ADDTK	CBO	CCO	CD	CFNTO	CFRMO	CND	DDE	FB	FP	FPEB	FTK	FTKV	MIP	RT	RTKBK	RTKL/R	VTK
	•	•	•		•			•		•	•	•			•	•	•

Construction Upgrades

APC	PE
•	•

Non Soft-close Options

NSCFB	NSCH

DESK TWO DRAWER with FILE DRAWER DOUBLE, 29″ HIGH, 21″ DEEP

24” or 30”

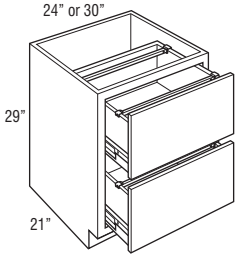

D2D242921FDD	1204	1264	1327	1420	1562
D2D302921FDD	1368	1436	1508	1614	1775

- Includes Filing System Hardware Kit, which accommodates letter and legal filing.
- Drawers utilize 125 lb. full extension progressive side-mount guide, does not feature soft-close guide.
- Bottom of drawer is not designed to support any weight.
- Exterior height of drawer box is 9 1/2″.

Custom Modifications

ADDTK	CBO	CCO	CD	CFNTO	CFRMO	CND	DDE	FB	FP	FPEB	FTK	FTKV	MIP	RT	RTKBK	RTKL/R	VTK
	•	•	•		•			•		•	•	•			•	•	•

Construction Upgrades

APC	PE
•	•

Non Soft-close Options

NSCFB	NSCH

DESK UNDER-COUNTER DRAWER, 4 3/4″ HIGH, 21″ DEEP

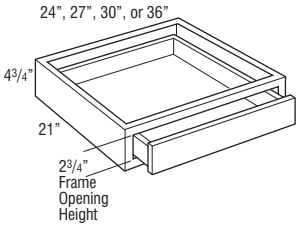

Price Column	1	2	3	4	5
DUCD2421	393	413	434	464	511
DUCD2721	420	441	463	496	545
DUCD3021	447	470	493	528	580
DUCD3621	501	526	552	591	650

- Cabinet is 4 3/4″ high. Drawer box within cabinet is 2″ high (outside dimension).
- Not trimmable.
- Drawer front is 3/4″ slab for all styles. Slab drawer fronts on certain laminate door styles will be painted hardwood. See Door Style section for exceptions.
- The frame to end panel offset is 3/4″, which is designed to accommodate the vanity desk leg.
- Plywood end panels are unfinished.

Custom Modifications

ADDTK	CBO	CCO	CD	CFNTO	CFRMO	CND	DDE	FB	FP	FPEB	FTK	FTKV	MIP	RT	RTKBK	RTKL/R	VTK
	•	•	•		•												

Construction Upgrades

APC	PE
•	STD

Non Soft-close Options

NSCFB	NSCH

DESK UNDER-COUNTER DRAWER TRIMMABLE, 4 3/4″ HIGH, 21″ DEEP

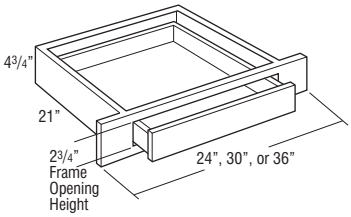

DUCDT2421	393	413	434	464	511
DUCDT3021	447	470	493	528	580
DUCDT3621	501	526	552	591	650

- Cabinet is 4 3/4″ high. Drawer box within cabinet is 2″ high (outside dimension).
- Frame stile is trimmable 3″ on each side, which leaves a face frame to end panel offset of 3/4″ to accommodate the vanity desk leg.
- Drawer front is 3/4″ slab for all styles. Slab drawer fronts on certain laminate door styles will be painted hardwood. See Door Style section for exceptions.
- Plywood end panels are unfinished.

Custom Modifications

ADDTK	CBO	CCO	CD	CFNTO	CFRMO	CND	DDE	FB	FP	FPEB	FTK	FTKV	MIP	RT	RTKBK	RTKL/R	VTK
	•	•	•		•												

Construction Upgrades

APC	PE
•	STD

Non Soft-close Options

NSCFB	NSCH

FURNITURE DRAWER, 6 3/4″ HIGH, 24″ DEEP

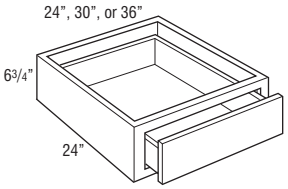

F1D246.7524	461	484	509	544	599
F1D306.7524	524	550	578	618	680
F1D366.7524	587	616	647	693	762

- On partial overlay styles, drawer front to face frame is justified to the top to be consistent with current partial overlay reveal. Bottom reveal is 1/4″.
- Exterior height of drawer box is 3 3/8″.

Custom Modifications

ADDTK	CBO	CCO	CD	CFNTO	CFRMO	CND	DDE	FB	FP	FPEB	FTK	FTKV	MIP	RT	RTKBK	RTKL/R	VTK
	•	•	•		•			•		•							

Construction Upgrades

APC	PE
•	•

Non Soft-close Options

NSCFB	NSCH

FURNITURE DRAWER, 12″ HIGH, 24″ DEEP

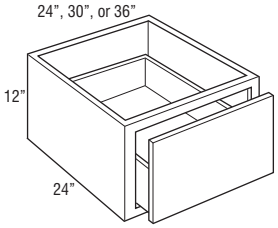

F1D241224	519	545	572	612	673
F1D301224	582	611	642	686	755
F1D361224	645	677	711	761	837

- Drawer front to face frame reveal is justified to the bottom to be consistent with both full overlay and partial overlay. Top reveal is 1 1/8″ for partial overlay and 3/8″ for full overlay. Bottom reveal is 1″ for partial overlay and 1/4″ for full overlay.
- Exterior height of drawer box is 6 3/8″.

Custom Modifications

ADDTK	CBO	CCO	CD	CFNTO	CFRMO	CND	DDE	FB	FP	FPEB	FTK	FTKV	MIP	RT	RTKBK	RTKL/R	VTK
•	•	•	•		•			•		•							

Construction Upgrades

APC	PE
•	•

Non Soft-close Options

NSCFB	NSCH

FURNITURE BASE DRAWER, 18″ HIGH, 24″ DEEP

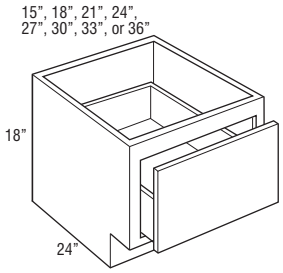

Price Column	1	2	3	4	5
FB1D151824	564	592	621	665	731
FB1D181824	612	642	675	722	794
FB1D211824	660	693	728	779	857
FB1D241824	708	744	781	836	919
FB1D271824	757	795	834	893	982
FB1D301824	805	845	888	950	1045
FB1D331824	853	896	941	1007	1107
FB1D361824	902	947	994	1064	1170

- Drawer front to face frame reveal is justified to the bottom to be consistent with both full overlay and partial overlay. Partial overlay top reveal is 2 5/8″ and bottom reveal is 1″. Full overlay top reveal is 1 7/8″ and bottom reveal is 1/4″.
- Exterior height of drawer box is 6 3/8″.

Custom Modifications

ADDTK	CBO	CCO	CD	CFNTO	CFRMO	CND	DDE	FB	FP	FPEB	FTK	FTKV	MIP	RT	RTKBK	RTKL/R	VTK
	•	•	•		•			•		•	•	•			•	•	•

Construction Upgrades

APC	PE
•	•

Non Soft-close Options

NSCFB	NSCH

TABLE OF CONTENTS – VANITY CABINETS

False Panel Vanity Sink Bases 112
Vanity Base Cabinets 113
Vanity Drawer Base Cabinets 114
Vanity Tall Cabinets 121
Vanity Wall Cabinets and Mirrors 121

VANITY CABINET NOMENCLATURE

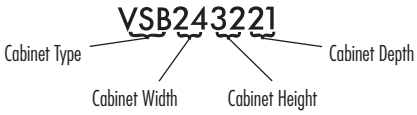

DOOR OPTIONS

Mod.	Description
CG	Cut-for-glass Door
CM	Classic Mullion Door
MFO	Modified Full Overlay

CONSTRUCTION UPGRADES

Mod.	Description
APC	All- plywood Construction
PE	Plywood Ends

NON SOFT-CLOSE OPTIONS

Mod.	Description
NSCFB	Non Soft-close Furniture Board Drawers
NSCH	Non Soft-close Hinge

MODIFICATIONS GRID KEY

Mod.	Description
•	Available
STD	Standard on these cabinets

CUSTOM MODIFICATIONS

Mod.	Description
CBO	Cabinet Box Only
CCO	Cabinet Case Only
CD	Change Depth
CFNTO	Cabinet Front Only
CFRMO	Cabinet Face Frame Only
DDE	Decorative Door on End
FB	Finished End, Both
FP	False Panel
FPEB	Furniture Plywood End, Both
FTK	Flush Toekick
FTKV.A	Flush Toekick Valance, Style A
FTKV.F	Flush Toekick Valance, Style F
MIP	Matching Interior Plywood
RT	Roll Tray
RTKBK	Recessed Toekick, Back
RTKL	Recessed Toekick, Left
RTKR	Recessed Toekick, Right
VTK	Void Toekick

Vanity Cabinets are shipped with an unfinished toekick. Finished toekicks in matching wood veneer or laminate must be ordered separately and field installed.

Standard vanity toekick height is 4 1/2″ tall, which will align with standard base cabinets.

Distance between back of drawer box and back interior of cabinet is 2 3/4″.

There will be no charge for CD18 on 21″ deep vanity cabinets.

For Linen cabinets, Tall mitered door styles and laminate door styles will feature one center panel, other door styles will feature two center panels.

VANITY SINK BASE, 32″ HIGH

24”, 27”, 30”, 33”, or 36”

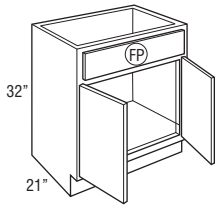

39”, 42”, 45”, or 48”

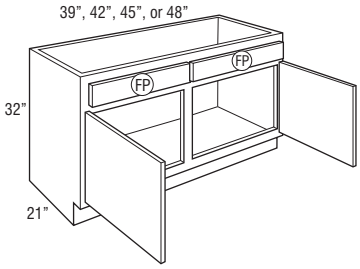

54” or 60”

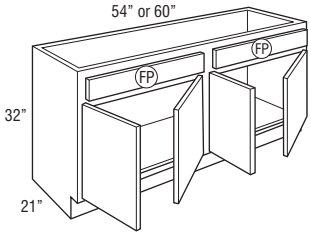

FP = False Panel

Price Column	1	2	3	4	5
VSB2432	664	697	732	783	862
VSB2732	712	748	785	840	924
VSB3032	760	798	838	897	986
VSB3332	808	849	891	953	1049
VSB3632	856	899	944	1010	1111
VSB3932	904	949	997	1067	1173
VSB4232	952	1000	1050	1123	1236
VSB4532	1000	1050	1103	1180	1298
VSB4832	1048	1101	1156	1237	1360
VSB5432-4	1264	1328	1394	1491	1641
VSB6032-4	1360	1428	1500	1605	1765

Custom Modifications

CBO	CCO	CD	CFNTO	CFRMO	DDE	FB	FP	FPEB	FTK	FTKV	MIP	RT	RTKBK	RTKL/R	VTK
	•	•	•	•	•	•	STD	•	•	•	•	•	•	•	•

Construction Upgrades

APC	PE
•	•

Door Options

CG	CM	MFO

Non Soft-close Options

NSCFB	NSCH
	•

VANITY SINK BASE, 34 1/2″ HIGH

24", 27", 30", 33", or 36"

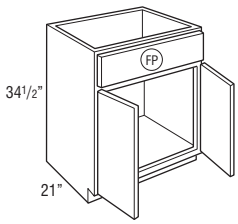

39", 42", 45", or 48"

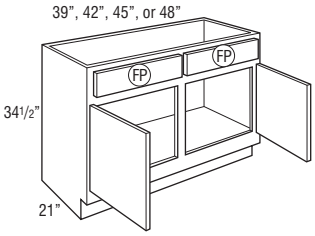

54" or 60"

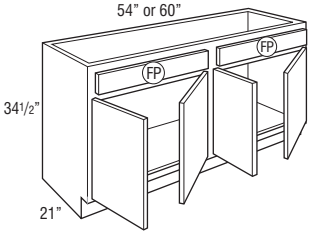

(FP) = False Panel

Price Column	1	2	3	4	5
VSB24	704	739	776	831	914
VSB27	752	790	829	887	976
VSB30	800	840	882	944	1038
VSB33	848	891	935	1001	1101
VSB36	896	941	988	1057	1163
VSB39	944	991	1041	1114	1225
VSB42	992	1042	1094	1171	1288
VSB45	1040	1092	1147	1227	1350
VSB48	1088	1143	1200	1284	1412
VSB54-4	1304	1370	1438	1539	1692
VSB60-4	1400	1470	1544	1652	1817

Custom Modifications

CBO	CCO	CD	CFNTO	CFRMO	DDE	FB	FP	FPEB	FTK	FTKV	MIP	RT	RTKBK	RTKL/R	VTK
	•	•	•	•	•	•	STD	•	•	•	•	•	•	•	•

Construction Upgrades

APC	PE
•	•

Door Options

CG	CM	MFO

Non Soft-close Options

NSCFB	NSCH
	•

VANITY BASE, 32″ HIGH

12", 15", 18", 21"

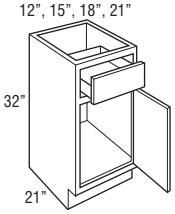

VB1232 L or R	573	602	632	676	744
VB1532 L or R	612	643	675	722	794
VB1832 L or R	651	683	717	767	844
VB2132 L or R	689	724	760	813	894

Custom Modifications

CBO	CCO	CD	CFNTO	CFRMO	DDE	FB	FP	FPEB	FTK	FTKV	MIP	RT	RTKBK	RTKL/R	VTK
•	•	•	•	•	•	•	•	•	•	•[1]	•	•	•	•	•

Construction Upgrades

APC	PE
•	•

Door Options

CG	CM	MFO

Non Soft-close Options

NSCFB	NSCH
•	•

[1] Not available on 12″ wide

VANITY BASE, 34 1/2″ HIGH

12", 15", 18", 21"

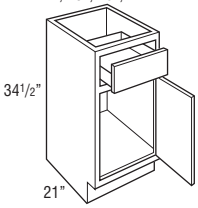

VB12 L or R	605	636	668	714	786
VB15 L or R	644	676	710	760	836
VB18 L or R	683	717	753	805	886
VB21 L or R	721	758	795	851	936

Custom Modifications

CBO	CCO	CD	CFNTO	CFRMO	DDE	FB	FP	FPEB	FTK	FTKV	MIP	RT	RTKBK	RTKL/R	VTK
•	•	•	•	•	•	•	•	•	•	•[1]	•	•	•	•	•

Construction Upgrades

APC	PE
•	•

Door Options

CG	CM	MFO

Non Soft-close Options

NSCFB	NSCH
•	•

[1] Not available on 12″ wide

	Price Column	1	2	3	4	5
VANITY BASE, 32″ HIGH	**VB2432**	799	839	881	943	1037

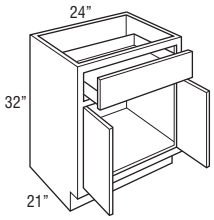

Custom Modifications

CBO	CCO	CD	CFNTO	CFRMO	DDE	FB	FP	FPEB	FTK	FTKV	MIP	RTKBK	RTKL/R	RT	VTK
•	•	•	•	•	•	•	•	•	•	•	•	•	•	•	•

Construction Upgrades

APC	PE
•	•

Door Options

CG	CM	MFO

Non Soft-close Options

NSCFB	NSCH
•	•

VANITY BASE, 34 1/2″ HIGH	**VB24**	841	883	927	992	1091

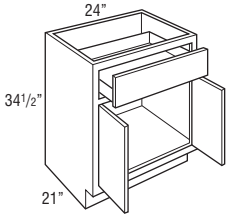

Custom Modifications

CBO	CCO	CD	CFNTO	CFRMO	DDE	FB	FP	FPEB	FTK	FTKV	MIP	RT	RTKBK	RTKL/R	VTK
•	•	•	•	•	•	•	•	•	•	•	•	•	•	•	•

Construction Upgrades

APC	PE
•	•

Door Options

CG	CM	MFO

Non Soft-close Options

NSCFB	NSCH
•	•

VANITY BASE FOUR DRAWER, 34 1/2″ HIGH	**VB4D12**	853	895	940	1006	1106
	VB4D15	937	983	1033	1105	1215
	VB4D18	1020	1071	1125	1204	1324
	VB4D21	1104	1160	1218	1303	1433
	VB4D24	1188	1248	1310	1402	1542

12”, 15”, 18”, 21”, or 24”

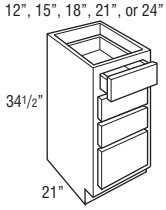

• Exterior height of bottom drawer box is 6 3/8″.

Custom Modifications

CBO	CCO	CD	CFNTO	CFRMO	DDE	FB	FP	FPEB	FTK	FTKV	MIP	RT	RTKBK	RTKL/R	VTK
•	•	•		•	•	•	•	•	•	•[1]			•	•	•

Construction Upgrades

APC	PE
•	•

Door Options

CG	CM	MFO

Non Soft-close Options

NSCFB	NSCH
•	

[1] Not available on 12″ wide

VANITY BASE THREE DRAWER, 32″ HIGH	**VB3D1232**	720	756	794	850	935
	VB3D1532	797	837	879	941	1035
	VB3D1832	875	918	964	1032	1135
	VB3D2132	952	999	1049	1123	1235
	VB3D2432	1029	1080	1134	1214	1335
	VB3D2732	1106	1162	1220	1305	1435
	VB3D3032	1183	1243	1305	1396	1536

12”, 15”, 18”, 21”, 24”, 27”, or 30”

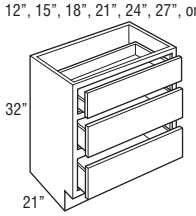

Custom Modifications

CBO	CCO	CD	CFNTO	CFRMO	DDE	FB	FP	FPEB	FTK	FTKV	MIP	RT	RTKBK	RTKL/R	VTK
•	•	•		•	•	•	•	•	•	•[1]			•	•	•

Construction Upgrades

APC	PE
•	•

Door Options

CG	CM	MFO

Non Soft-close Options

NSCFB	NSCH
•	

[1] Not available on 12″ wide

VANITY BASE THREE DRAWER, 34 1/2″ HIGH

12”, 15”, 18”, 21”, 24”, 27”, or 30”

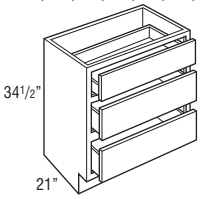

Price Column	1	2	3	4	5
VB3D12	785	824	865	926	1018
VB3D15	862	905	950	1017	1118
VB3D18	939	986	1035	1108	1218
VB3D21	1016	1067	1120	1199	1319
VB3D24	1093	1148	1205	1290	1419
VB3D27	1171	1229	1290	1381	1519
VB3D30	1248	1310	1376	1472	1619

Custom Modifications

CBO	CCO	CD	CFNTO	CFRMO	DDE	FB	FP	FPEB	FTK	FTKV	MIP	RT	RTKBK	RTKL/R	VTK
•	•	•		•	•	•	•	•	•	•[1]			•	•	•

Construction Upgrades

APC	PE
•	•

Door Options

CG	CM	MFO

Non Soft-close Options

NSCFB	NSCH
•	

[1] Not available on 12″ wide

VANITY COLLECTION E, 32″ HIGH

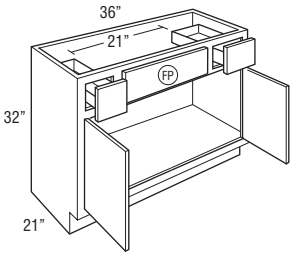

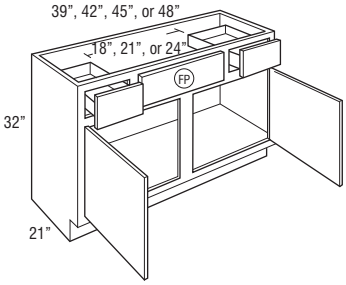

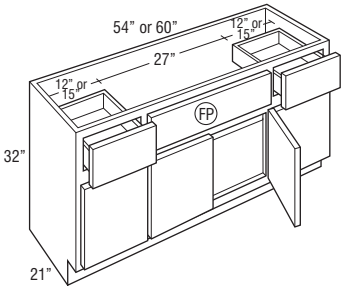

FP = False Panel

VCE3632	1031	1083	1137	1216	1338
VCE3932	1096	1151	1209	1293	1422
VCE4232	1161	1219	1280	1370	1507
VCE4532	1226	1288	1352	1447	1591
VCE4832	1292	1356	1424	1524	1676
VCE5432	1585	1664	1747	1869	2056
VCE6032	1715	1801	1891	2023	2225

	Face Frame Opening Width			Available Sink Clearance Width	# of Sink Openings	# of Drawers
	Drawers	Side Doors	False Panel			
VCE3632	6″	33″ (butt doors)	15″	21″	1	2
VCE3932	9″	16 1/2″	12″	18″	1	2
VCE4232	9″	18″	15″	21″	1	2
VCE4532	9″	19 1/2″	18″	24″	1	2
VCE4832	12″	21″	15″	21″	1	2
VCE5432	12″	12″	21″	27″	1	2
VCE6032	15″	15″	21″	27″	1	2

Custom Modifications

CBO	CCO	CD	CFNTO	CFRMO	DDE	FB	FP	FPEB	FTK	FTKV	MIP	RT	RTKBK	RTKL/R	VTK
•	•	•	•	•	•	•	•	•	•	•	•	•[1]	•	•	•

Construction Upgrades

APC	PE
•	•

Door Options

CG	CM	MFO

Non Soft-close Options

NSCFB	NSCH
•	•

[1] Not available on 54″ or 60″ wide

VANITY COLLECTION E, 34 1/2″ HIGH

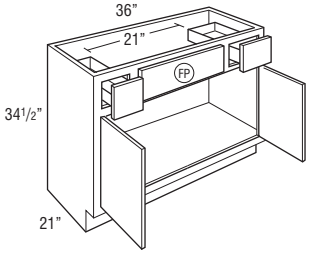

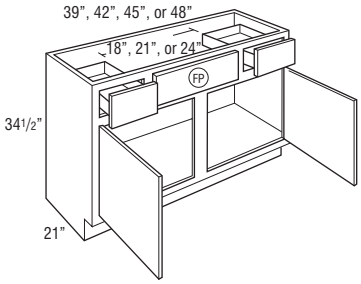

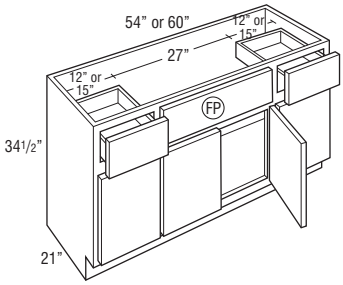

(FP) = False Panel

Price Column	1	2	3	4	5
VCE36	1085	1140	1197	1280	1408
VCE39	1150	1208	1268	1357	1493
VCE42	1216	1276	1340	1434	1577
VCE45	1281	1345	1412	1511	1662
VCE48	1346	1413	1484	1588	1746
VCE54	1639	1721	1807	1933	2127
VCE60	1769	1858	1950	2087	2296

	Face Frame Opening Width			Available Sink Clearance Width	# of Sink Openings	# of Drawers
	Drawers	Side Doors	False Panel			
VCE36	6″	33″ (butt doors)	15″	21″	1	2
VCE39	9″	16 1/2″	12″	18″	1	2
VCE42	9″	18″	15″	21″	1	2
VCE45	9″	19 1/2″	18″	24″	1	2
VCE48	12″	21″	15″	21″	1	2
VCE54	12″	12″	21″	27″	1	2
VCE60	15″	15″	21″	27″	1	2

Custom Modifications

CBO	CCO	CD	CFNTO	CFRMO	DDE	FB	FP	FPEB	FTK	FTKV	MIP	RT	RTKBK	RTKL/R	VTK
•	•	•	•	•	•	•	•	•	•	•	•	•[1]	•	•	•

Construction Upgrades

APC	PE
•	•

Door Options

CG	CM	MFO

Non Soft-close Options

NSCFB	NSCH
•	•

[1] Not available on 54″ or 60″ wide

VANITY COLLECTION A with TWO DRAWERS, 32″ HIGH

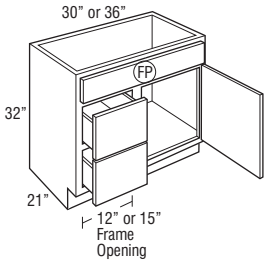

(FP) = False Panel

VCA2(DL or DR)3032	1088	1143	1200	1284	1412
VCA2(DL or DR)3632	1226	1287	1351	1446	1590

• DL or DR indicates drawer location (DL shown).

	Face Frame Opening Width		Available Sink Clearance Width	# of Sink Openings	# of Drawers
	Drawers	Side Doors			
VCA2(DL or DR)3032	12″	12″	27″	1	2
VCA2(DL or DR)3632	15″	15″	33″	1	2

Custom Modifications

CBO	CCO	CD	CFNTO	CFRMO	DDE	FB	FP	FPEB	FTK	FTKV	MIP	RT	RTKBK	RTKL/R	VTK
•	•	•		•	•	•	STD	•	•	•			•	•	•

Construction Upgrades

APC	PE
•	•

Door Options

CG	CM	MFO

Non Soft-close Options

NSCFB	NSCH
•	•

VANITY COLLECTION A with TWO DRAWERS, 34 1/2″ HIGH

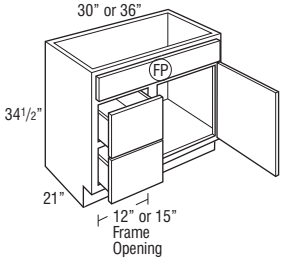

(FP) = False Panel

VCA2(DL or DR)30	1145	1203	1263	1351	1486
VCA2(DL or DR)36	1283	1347	1414	1513	1665

• DL or DR indicates drawer location (DL shown).

	Face Frame Opening Width		Available Sink Clearance Width	# of Sink Openings	# of Drawers
	Drawers	Side Doors			
VCA2(DL or DR)30	12″	12″	27″	1	2
VCA2(DL or DR)36	15″	15″	33″	1	2

Custom Modifications

CBO	CCO	CD	CFNTO	CFRMO	DDE	FB	FP	FPEB	FTK	FTKV	MIP	RT	RTKBK	RTKL/R	VTK
•	•	•		•	•	•	STD	•	•	•			•	•	•

Construction Upgrades

APC	PE
•	•

Door Options

CG	CM	MFO

Non Soft-close Options

NSCFB	NSCH
•	•

VANITY COLLECTION A with TWO NARROW DRAWERS, 32″ HIGH

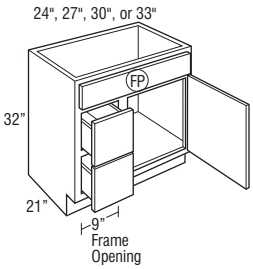

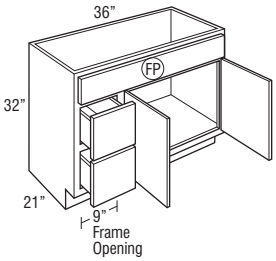

FP = False Panel

Price Column	1	2	3	4	5
VCA2N(DL or DR)2432	951	998	1048	1122	1234
VCA2N(DL or DR)2732	1019	1070	1124	1203	1323
VCA2N(DL or DR)3032	1088	1143	1200	1284	1412
VCA2N(DL or DR)3332	1157	1215	1276	1365	1501
VCA2N(DL or DR)3632	1222	1283	1347	1441	1585

- DL or DR indicates drawer location (DL shown).

	Face Frame Opening Width		Available Sink Clearance Width	# of Sink Openings	# of Drawers
	Drawers	Doors			
VCA2N(DL or DR)2432	9″	9″	21″	1	2
VCA2N(DL or DR)2732	9″	12″	24″	1	2
VCA2N(DL or DR)3032	9″	15″	27″	1	2
VCA2N(DL or DR)3332	9″	18″	30″	1	2
VCA2N(DL or DR)3632	9″	21″	33″	1	2

Custom Modifications

CBO	CCO	CD	CFNTO	CFRMO	DDE	FB	FP	FPEB	FTK	FTKV	MIP	RT	RTKBK	RTKL/R	VTK
•	•	•		•	•	•	STD	•	•	•			•	•	•

Construction Upgrades

APC	PE
•	•

Door Options

CG	CM	MFO

Non Soft-close Options

NSCFB	NSCH
•	•

VANITY COLLECTION A with TWO NARROW DRAWERS, 34 1/2″ HIGH

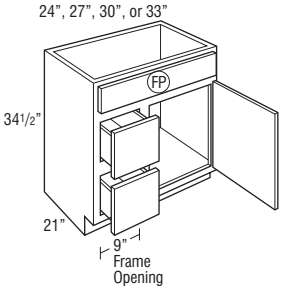

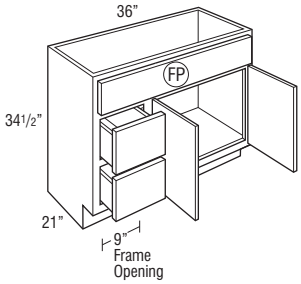

FP = False Panel

VCA2N(DL or DR)24	1008	1058	1111	1189	1308
VCA2N(DL or DR)27	1077	1131	1187	1270	1397
VCA2N(DL or DR)30	1145	1203	1263	1351	1486
VCA2N(DL or DR)33	1214	1275	1339	1432	1576
VCA2N(DL or DR)36	1286	1350	1418	1517	1669

- DL or DR indicates drawer location (DL shown).

	Face Frame Opening Width		Available Sink Clearance Width	# of Sink Openings	# of Drawers
	Drawers	Doors			
VCA2N(DL or DR)24	9″	9″	21″	1	2
VCA2N(DL or DR)27	9″	12″	24″	1	2
VCA2N(DL or DR)30	9″	15″	27″	1	2
VCA2N(DL or DR)33	9″	18″	30″	1	2
VCA2N(DL or DR)36	9″	21″	33″	1	2

Custom Modifications

CBO	CCO	CD	CFNTO	CFRMO	DDE	FB	FP	FPEB	FTK	FTKV	MIP	RT	RTKBK	RTKL/R	VTK
•	•	•		•	•	•	STD	•	•	•			•	•	•

Construction Upgrades

APC	PE
•	•

Door Options

CG	CM	MFO

Non Soft-close Options

NSCFB	NSCH
•	•

VANITY COLLECTION C with THREE DRAWER BASE, 32″ HIGH

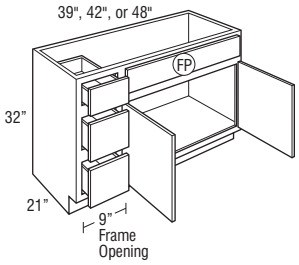

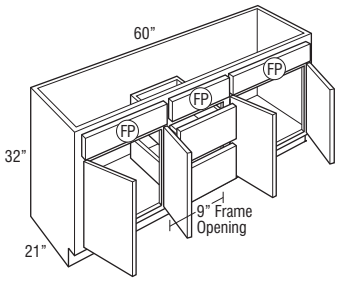

FP = False Panel

Price Column	1	2	3	4	5
VCC3(DL or DR)3932	1299	1364	1432	1532	1685
VCC3(DL or DR)4232	1376	1445	1517	1623	1786
VCC3(DL or DR)4832	1530	1607	1687	1805	1986
VCC3D6032FP	1620	1701	1786	1911	2103

- DL or DR indicates drawer location (DL shown).

	Face Frame Opening Width		Available Sink Clearance Width	# of Sink Openings	# of Drawers
	Drawers	Doors			
VCC3(DL or DR)3932	9″	24″	27″	1	3
VCC3(DL or DR)4232	9″	27″	30″	1	3
VCC3(DL or DR)4832	9″	33″	36″	1	3
VCC3D6032FP	9″	21″	24″	2	2

Custom Modifications

CBO	CCO	CD	CFNTO	CFRMO	DDE	FB	FP	FPEB	FTK	FTKV	MIP	RT	RTKBK	RTKL/R	VTK
•	•	•		•	•	•	•[1]	•	•	•			•	•	•

Construction Upgrades

APC	PE
•	•

Door Options

CG	CM	MFO

Non Soft-close Options

NSCFB	NSCH
•	•

[1] Standard on 60″

VANITY COLLECTION C with THREE DRAWER BASE, 34 1/2″ HIGH

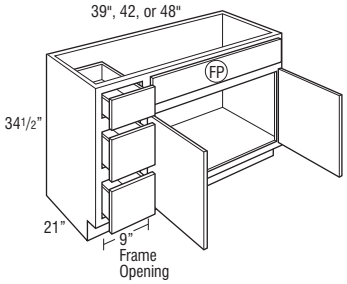

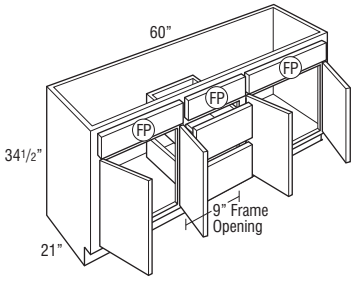

FP = False Panel

VCC3(DL or DR)39	1363	1431	1503	1608	1769
VCC3(DL or DR)42	1440	1512	1588	1699	1869
VCC3(DL or DR)48	1595	1674	1758	1881	2069
VCC3D60FP	1706	1791	1880	2012	2213

- DL or DR indicates drawer location (DL shown).

	Face Frame Opening Width		Available Sink Clearance Width	# of Sink Openings	# of Drawers
	Drawers	Doors			
VCC3(DL or DR)39	9″	24″	27″	1	3
VCC3(DL or DR)39	9″	27″	30″	1	3
VCC3(DL or DR)39	9″	33″	36″	1	3
VCC3D60FP	9″	21″	24″	2	2

Custom Modifications

CBO	CCO	CD	CFNTO	CFRMO	DDE	FB	FP	FPEB	FTK	FTKV	MIP	RT	RTKBK	RTKL/R	VTK
•	•	•		•	•	•	•[1]	•	•	•			•	•	•

Construction Upgrades

APC	PE
•	•

Door Options

CG	CM	MFO

Non Soft-close Options

NSCFB	NSCH
•	•

[1] Standard on 60″

VANITY COLLECTION C with THREE DRAWER BASE, 32″ HIGH

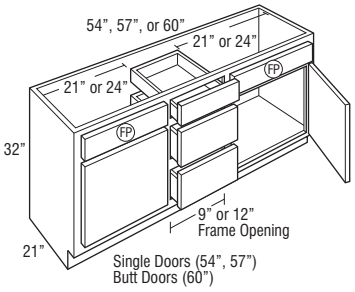

FP = False Panel

Price Column	1	2	3	4	5
VCC3D5432	1704	1789	1878	2010	2211
VCC3D5732	1819	1910	2005	2145	2360
VCC3D6032	1837	1929	2025	2167	2384

	Face Frame Opening Width		Available Sink Clearance Width	# of Sink Openings	# of Drawers
	Drawers	Doors			
VCC3D5432	9″	18″	21″	2	3
VCC3D5732	12″	18″	21″	2	3
VCC3D6032	9″	21″	24″	2	3

Custom Modifications

CBO	CCO	CD	CFNTO	CFRMO	DDE	FB	FP	FPEB	FTK	FTKV	MIP	RT	RTKBK	RTKL/R	VTK
•	•	•		•	•	•	•	•	•	•			•	•	•

Construction Upgrades

APC	PE
•	•

Door Options

CG	CM	MFO

Non Soft-close Options

NSCFB	NSCH
•	•

VANITY COLLECTION C with THREE DRAWER BASE, 34 1/2″ HIGH

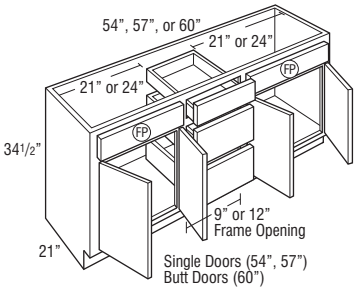

FP = False Panel

VCC3D54	1799	1889	1984	2123	2335
VCC3D57	1914	2010	2111	2258	2484
VCC3D60	1934	2030	2132	2281	2509

	Face Frame Opening Width		Available Sink Clearance Width	# of Sink Openings	# of Drawers
	Drawers	Doors			
VCC3D54	9″	18″	21″	2	3
VCC3D57	12″	18″	21″	2	3
VCC3D60	9″	21″	24″	2	3

Custom Modifications

CBO	CCO	CD	CFNTO	CFRMO	DDE	FB	FP	FPEB	FTK	FTKV	MIP	RT	RTKBK	RTKL/R	VTK
•	•	•		•	•	•	•	•	•	•			•	•	•

Construction Upgrades

APC	PE
•	•

Door Options

CG	CM	MFO

Non Soft-close Options

NSCFB	NSCH
•	•

VANITY COLLECTION D with SIX DRAWERS, 32″ HIGH

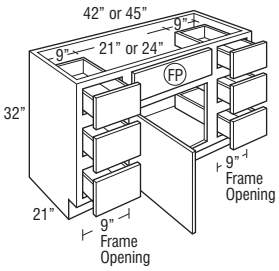

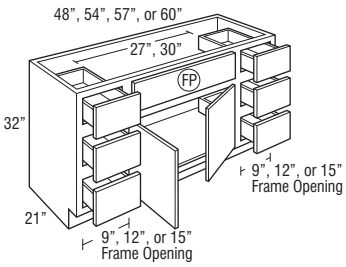

FP = False Panel

VCD6D4232 L or R	1701	1786	1876	2007	2208
VCD6D4532 L or R	1809	1899	1994	2134	2347
VCD6D4832	1819	1910	2005	2145	2360
VCD6D5432	2048	2151	2258	2416	2658
VCD6D5732	2163	2271	2385	2552	2807
VCD6D6032	2278	2392	2512	2687	2956

	Face Frame Opening Width		Available Sink Clearance Width	# of Sink Openings	# of Drawers
	Drawers	Doors			
VCD6D4232 L or R	9″	15″	21″	1	6
VCD6D4532 L or R	9″	18″	24″	1	6
VCD6D4832	9″	21″	27″	1	6
VCD6D5432	12″	21″	27″	1	6
VCD6D5732	12″	24″	30″	1	6
VCD6D6032	15″	21″	27″	1	6

Custom Modifications

CBO	CCO	CD	CFNTO	CFRMO	DDE	FB	FP	FPEB	FTK	FTKV	MIP	RT	RTKBK	RTKL/R	VTK
•	•	•		•	•	•	•	•	•	•			•	•	•

Construction Upgrades

APC	PE
•	•

Door Options

CG	CM	MFO

Non Soft-close Options

NSCFB	NSCH
•	•

VANITY COLLECTION D with SIX DRAWERS, 34 1/2″ HIGH

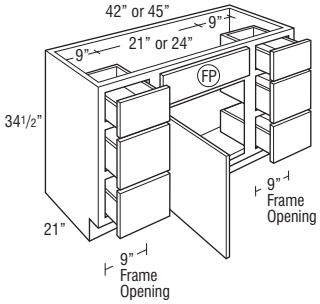

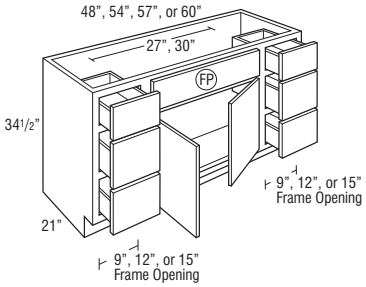

FP = False Panel

Price Column	1	2	3	4	5
VCD6D42 L or R	1791	1880	1974	2113	2324
VCD6D45 L or R	1898	1993	2093	2239	2463
VCD6D48	1914	2010	2111	2258	2484
VCD6D54	2144	2251	2364	2529	2782
VCD6D57	2259	2372	2490	2665	2931
VCD6D60	2374	2492	2617	2800	3080

	Face Frame Opening Width		Available Sink Clearance Width	# of Sink Openings	# of Drawers
	Drawers	Doors			
VCD6D42 L or R	9″	15″	21″	1	6
VCD6D45 L or R	9″	18″	24″	1	6
VCD6D48	9″	21″	27″	1	6
VCD6D54	12″	21″	27″	1	6
VCD6D57	12″	24″	30″	1	6
VCD6D60	15″	21″	27″	1	6

Custom Modifications

CBO	CCO	CD	CFNTO	CFRMO	DDE	FB	FP	FPEB	FTK	FTKV	MIP	RT	RTKBK	RTKL/R	VTK
•	•	•		•	•	•	•	•	•	•			•	•	•

Construction Upgrades

APC	PE
•	•

Door Options

CG	CM	MFO

Non Soft-close Options

NSCFB	NSCH
•	•

DESK UNDER-COUNTER DRAWER, 4 3/4″ HIGH, 21″ DEEP

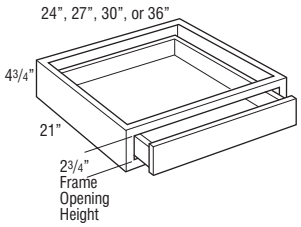

DUCD2421	393	413	434	464	511
DUCD2721	420	441	463	496	545
DUCD3021	447	470	493	528	580
DUCD3621	501	526	552	591	650

- Cabinet is 4 3/4″ high. Drawer box within cabinet is 2″ high (outside dimension).
- Not trimmable.
- Drawer front is 3/4″ slab for all styles. Slab drawer fronts on certain laminate door styles will be painted hardwood. See Door Style section for exceptions.
- The frame to end panel offset is 3/4″, which is designed to accommodate the vanity desk leg.
- Plywood end panels are unfinished.

Custom Modifications

CBO	CCO	CD	CFNTO	CFRMO	DDE	FB	FP	FPEB	FTK	FTKV	MIP	RT	RTKBK	RTKL/R	VTK
•	•	•		•											

Construction Upgrades

APC	PE
•	STD

Door Options

CG	CM	MFO

Non Soft-close Options

NSCFB	NSCH

DESK UNDER-COUNTER DRAWER TRIMMABLE, 4 3/4″ HIGH, 21″ DEEP

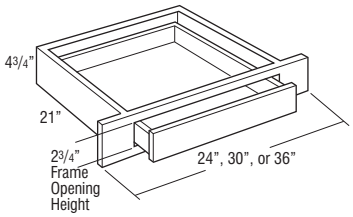

DUCDT2421	393	413	434	464	511
DUCDT3021	447	470	493	528	580
DUCDT3621	501	526	552	591	650

- Cabinet is 4 3/4″ high. Drawer box within cabinet is 2″ high (outside dimension).
- Frame stile is trimmable 3″ on each side, which leaves a face frame to end panel offset of 3/4″ to accommodate the vanity desk leg.
- Drawer front is 3/4″ slab for all styles. Slab drawer fronts on certain laminate door styles will be painted hardwood. See Door Style section for exceptions.
- Plywood end panels are unfinished.

Custom Modifications

CBO	CCO	CD	CFNTO	CFRMO	DDE	FB	FP	FPEB	FTK	FTKV	MIP	RT	RTKBK	RTKL/R	VTK
•	•	•		•											

Construction Upgrades

APC	PE
•	STD

Door Options

CG	CM	MFO

Non Soft-close Options

NSCFB	NSCH

	Price Column	1	2	3	4	5
LINEN with DRAWER, 84" HIGH	**L1D1884ALV L or R**	1488	1562	1640	1755	1931
	L1D1884 L or R	1488	1562	1640	1755	1931

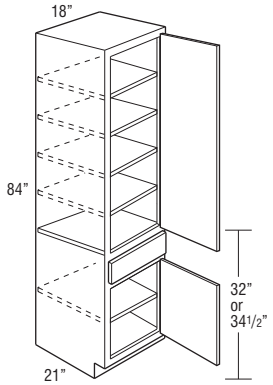

- L1D1884ALV L or R designed to be used with 32″ high vanities.
- L1D1884 L or R designed to be used with 34 1/2″ high vanities.

Custom Modifications

CBO	CCO	CD	CFNTO	CFRMO	DDE	FB	FP	FPEB	FTK	FTKV	MIP	RT	RTKBK	RTKL/R	VTK
•	•	•	•	•		•		•	•	•	•	•		•	•

Construction Upgrades

APC	PE
•	•

Door Options

CG	CM	MFO
		•

Non Soft-close Options

NSCFB	NSCH
•	•

LINEN with DRAWER, REMOVABLE HAMPER, 84" HIGH	**L1D1884H L or R**	1971	2045	2124	2238	2414

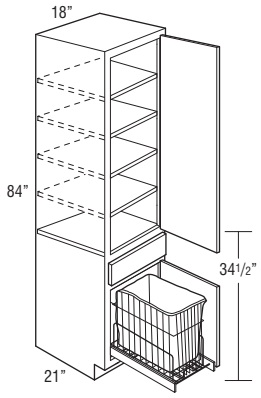

- Designed to be used with 34 1/2″ high vanities and includes a full extension removable chrome pull-out hamper with removable cloth liner.
- Hamper size is 19 3/8″ high x 14 3/4″ wide x 18 deep.

Custom Modifications

CBO	CCO	CD	CFNTO	CFRMO	DDE	FB	FP	FPEB	FTK	FTKV	MIP	CD	RTKBK	RTKL/R	RT	VTK
•	•		•	•		•		•	•	•	•			•		•

Construction Upgrades

APC	PE
•	•

Door Options

CG	CM	MFO
		•

Non Soft-close Options

NSCFB	NSCH
•	•

VANITY WALL WITH OPEN SHELF, 30″ HIGH, 9″ DEEP	**VW27309OS**	838	880	924	989	1088

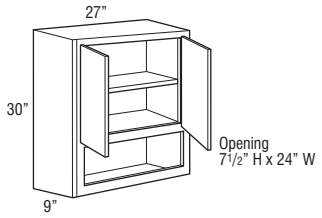

- Includes one adjustable shelf.

Custom Modifications

CBO	CCO	CD	CFNTO	CFRMO	DDE	FB	FP	FPEB	FTK	FTKV	MIP	RTKBK	RTKL/R	RT	VTK
•	•		•	•				•			STD				

Construction Upgrades

APC	PE

Door Options

CG	CM	MFO
		•

Non Soft-close Options

NSCFB	NSCH
	•

VANITY WALL, 30″ HIGH, 6″ DEEP	**VW24306**	590	619	650	696	765

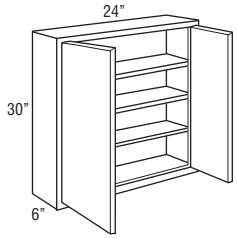

- If a different depth is desired, select a kitchen cabinet with CD modification available.

Custom Modifications

CBO	CCO	CD	CFNTO	CFRMO	DDE	FB	FP	FPEB	FTK	FTKV	MIP	RT	RTKBK	RTKL/R	VTK
•	•		•	•		•		•			•				

Construction Upgrades

APC	PE
•	•

Door Options

CG	CM	MFO
•	•	•

Non Soft-close Options

NSCFB	NSCH
	•

Price Column	1	2	3	4	5
VW24305M L or R	616	646	679	726	799

VANITY WALL MIRROR, 30″ HIGH

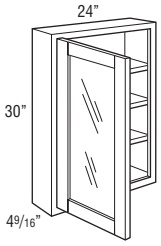

- Available on most door styles. See Door Style section for exceptions.
- Standard with CG doors and installed mirror glass.
- Unit intended to be surface mounted. Features standard 1/4″ face frame reveal on ends.
- Adjustable shelves.

Custom Modifications

CBO	CCO	CD	CFNTO	CFRMO	DDE	FB	FP	FPEB	FTK	FTKV	MIP	RT	RTKBK	RTKL/R	VTK
•	•		•	•		•		•			•				

Construction Upgrades

APC	PE
•	•

Door Options

CG	CM	MFO
STD		

Non Soft-close Options

NSCFB	NSCH
	•

VM2135	684	684	684	684	684
VM2735	777	777	777	777	777
VM3335	871	871	871	871	871

VANITY MIRROR

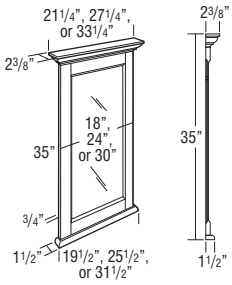

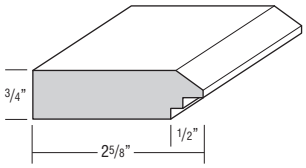

mirror frame profile

- Moulding included on vanity mirrors is not a standard moulding. M-CRTR8 is similar.
- Mirror glass is beveled.
- Includes two installed metal hanging hooks on back.

Model	Overall Dimensions Width	Overall Dimensions Height	Mirror - Visible Dimensions Width	Mirror - Visible Dimensions Height
VM2135	21 1/4″	35″	12 15/16″	26 15/16″
VM2735	27 1/4″	35″	18 15/16″	26 15/16″
VM3335	33 1/4″	35″	24 15/16″	26 15/16″

MODIFICATIONS
No modifications available for these products.

Species Availability

Cherry	Maple	Oak	Laminate	Painted
•	•		Painted	•

VWRM16274M	934	934	934	934	934

VANITY WALL RECESSED MEDICINE with MIRROR

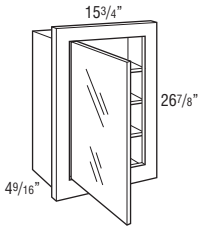

- Unit can be surface mounted or recessed.
- Door of cabinet is glass mirror, 12 5/8″ wide x 23 1/2″ high.
- Matching cabinet doors not available.
- Cabinet has wood frame.
- Finished exterior.
- Natural Maple laminate interior.

Model	Cabinet Dimensions Width	Cabinet Dimensions Height	Cabinet Dimensions Depth	Cut-out Dimensions Width	Cut-out Dimensions Height	Cut-out Dimensions Depth
VWRM16274M	15 3/4″	26 7/8″	4 9/16″	14 7/16″	25 5/8″	4″

Custom Modifications

CBO	CCO	CD	CFNTO	CFRMO	DDE	FB	FP	FPEB	FTK	FTKV	MIP	RT	RTKBK	RTKL/R	VTK
•	•			•		STD					•				

Construction Upgrades

APC	PE
STD	

Door Options

CG	CM	MFO

Non Soft-close Options

NSCFB	NSCH

VWRM30274MTV	1123	1123	1123	1123	1123
VWRM36274MTV	1258	1258	1258	1258	1258

VANITY WALL RECESSED MEDICINE with MIRROR TRI-VIEW



- Cabinet has wood frame.
- Door of cabinet is glass mirror.
- Unit can be surface mounted or recessed.
- Finished exterior.
- Natural Maple laminate interior.

Model	Cabinet Dimensions Width	Cabinet Dimensions Height	Cabinet Dimensions Depth	Cut-out Dimensions Width	Cut-out Dimensions Height	Cut-out Dimensions Depth
VWRM30274MTV	30″	26 7/8″	4 9/16″	28 11/16″	25 5/8″	4″
VWRM36274MTV	36″	26 7/8″	4 9/16″	34 11/16″	25 5/8″	4″

Custom Modifications

CBO	CCO	CD	CFNTO	CFRMO	DDE	FB	FP	FPEB	FTK	FTKV	MIP	RT	RTKBK	RTKL/R	VTK
•	•			•		STD					•				

Construction Upgrades

APC	PE
STD	

Door Options

CG	CM	MFO

Non Soft-close Options

NSCFB	NSCH

TABLE OF CONTENTS – FILLERS & PANELS

Fillers 123
Box Column Fillers 125
End Panel Skins 126
Back Panels 127
End Panels 128
End Panel with Attached Filler 129
Decorative Door Panel Kits 131

When designing with full overlay door styles, apply overlay fillers onto fillers.

All 1/4″ thick panel material cannot be used in conjunction with cabinets with FPEB or DDEL/DDER modifications.

SPECIES AVAILABILITY

Species Availability charts list the availability of each product code by species and any substitutions that are made. Additional exceptions within a section are noted below the species availability chart.

For panels with doors and/or fillers attached, species availability is shown for the panel and filler only.

For Species Availability, look for this chart throughout.

Species Availability

Cherry	Maple	Oak	Laminate	Painted
•	•	•	Painted	•

FILLERS

DESCRIPTION	MODEL	PRICE
FILLER, 3″ WIDE and FILLER FULL HEIGHT, 3″ WIDE (5 DAY)	**F330**	73
	F333	75
	F336	78
	F339	81
	F342	84
	F348	90
	F351	93
	F354	96
	F357	99
	F360	102
	F384	158
	F387	164
	F390	170
	F393	177
	F396	183
	F396FH	192
	F3108FH† ♦	378
	F3120FH† ♦	438

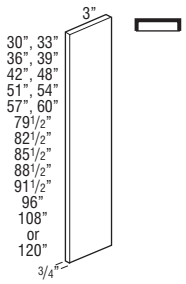

F3

- 3/4″ thick.
- Finished on front and all edges (backs are not finished).

†5 day Express Response not available.

Species Availability

Cherry	Maple	Oak	Laminate	Painted
•	•	•	Painted	•

♦ Not available in Cherry and Oak.

DESCRIPTION	MODEL	PRICE
FILLER CORNER (5 DAY)	**FC330**	133

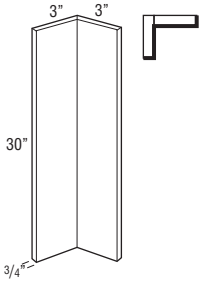

CF3

- 3/4″ thick.
- Finished on front and all edges (backs are not finished).

Species Availability

Cherry	Maple	Oak	Laminate	Painted
•	•	•	Painted	•

DESCRIPTION	MODEL	PRICE
FILLER, 6" WIDE and FILLER FULL HEIGHT, 6" WIDE (5 DAY)	**F630**	115
	F633	120
	F636	124
	F639	129
	F642	134
	F684	274
	F687	285
	F690	296
	F693	307
	F696	318
	F696FH	334
	F6108FH† ♦	644
	F6120FH† ♦	747

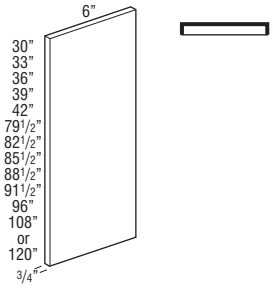

F6

- 3/4″ thick.
- Finished on front and all edges (backs are not finished).

†5 day Express Response not available.

Species Availability

Cherry	Maple	Oak	Laminate	Painted
•	•	•	Painted	•

♦ Not available in Cherry and Oak.

DESCRIPTION	MODEL	PRICE
WALL, BASE, and TALL OVERLAY FILLER, 2 1/2″ WIDE	**WOL312**	69
	WOL315	72
	WOL318	74
	WOL321	77
	WOL324	80
	WOL327	83
	WOL330	85
	BOL330	85
	WOL333	88
	WOL336	91
	WOL339	94
	WOL342	96
	TOL384	194
	TOL387	202
	TOL390	209
	TOL393	217
	TOL396	225

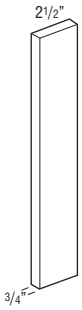

Model	Partial Overlay Height	Full Overlay Height
WOL312		11 1/2″
WOL315		14 1/2″
WOL318		17 1/2″
WOL321		20 1/2″
WOL324		23 1/2″
WOL327		26 1/2″
WOL330	28″	29 1/2″
BOL330	28″	29 1/2″
WOL333	31″	32 1/2″
WOL336	34″	35 1/2″
WOL339	37″	38 1/2″
WOL342	40″	41 1/2″
TOL384		79″
TOL387		82″
TOL390		85″
TOL393		88″
TOL396		91″

- 2 1/2″ wide overlay fillers can be applied to Wall Message Centers to create custom finished look.
- Finished on front and all edges (backs are not finished).
- All overlays will match the door style outside profile and thickness unless a noted exception is listed in the Door Style section. Certain door style overlays will be painted hardwood. See Door Style section for exceptions.
- See OLMFO _ _ _ for use with Modified Full Overlay modification.

Species Availability

Cherry	Maple	Oak	Laminate	Painted
•	•	•	•	•

DESCRIPTION	MODEL	PRICE
OVERLAY FILLER MODIFIED FULL OVERLAY, 2 1/2″ WIDE	**OLMFO312**	68
	OLMFO315	71
	OLMFO318	74
	OLMFO321	76
	OLMFO324	79
	OLMFO327	82
	OLMFO330	85
	OLMFO333	87
	OLMFO336	90
	OLMFO339	93
	OLMFO342	96
	OLMFO384	192
	OLMFO387	200
	OLMFO390	207
	OLMFO393	215
	OLMFO396	223

Model	Modified Full Overlay Height
OLMFO312	10 3/4″
OLMFO315	13 3/4″
OLMFO318	16 3/4″
OLMFO321	19 3/4″
OLMFO324	22 3/4″
OLMFO327	25 3/4″
OLMFO330	28 3/4″
OLMFO333	31 3/4″
OLMFO336	34 3/4″
OLMFO339	37 3/4″
OLMFO342	40 3/4″
OLMFO384	78 1/4″
OLMFO387	81 1/4″
OLMFO390	84 1/4″
OLMFO393	87 1/4″
OLMFO396	90 1/4″

- Available in full overlay door styles. Height will align with wall and tall doors specified with Modified Full Overlay modification. See page 4 for MFO details.
- 2 1/2″ wide overlay fillers can be applied to Wall Message Centers to create custom finished look.
- Finished on front and all edges (backs are not finished).
- All overlays will match the door style outside profile and thickness unless a noted exception is listed in the Door Style section. Certain door style overlays will be painted hardwood. See Door Style section for exceptions.

Door Options

MFO
STD

Species Availability

Cherry	Maple	Oak	Laminate	Painted
•	•	•	•	•

DESCRIPTION	MODEL	PRICE
WALL, BASE, and TALL OVERLAY FILLER, 5 1/2″ WIDE (5 DAY, NEW)	**WOL630**	144
	BOL630	144
	WOL633	149
	WOL636	154
	WOL639	158
	WOL642	163
	TOL684	320
	TOL687	333
	TOL690	346
	TOL693	359
	TOL696	371

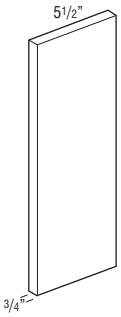

Model	Partial Overlay Height	Full Overlay Height
WOL630	28″	29 1/2″
BOL630	28″	29 1/2″
WOL633	31″	32 1/2″
WOL636	34″	35 1/2″
WOL639	37″	38 1/2″
WOL642	40″	41 1/2″
TOL684		79″
TOL687		82″
TOL690		85″
TOL693		88″
TOL696		91″

- Finished on front and all edges (backs are not finished).
- All overlays will match the door style outside profile and thickness unless a noted exception is listed in the Door Style section. Certain door style overlays will be painted hardwood. See Door Style section for exceptions.
- See OLMFO _ _ _ for use with Modified Full Overlay modification.

Species Availability

Cherry	Maple	Oak	Laminate	Painted
•	•	•	•	•

DESCRIPTION	MODEL	PRICE
OVERLAY FILLER MODIFIED FULL OVERLAY, 5 1/2" WIDE (5 DAY)	**OLMFO630**	143
	OLMFO633	148
	OLMFO636	152
	OLMFO639	157
	OLMFO642	162
	OLMFO684	317
	OLMFO687	330
	OLMFO690	343
	OLMFO693	355
	OLMFO696	368

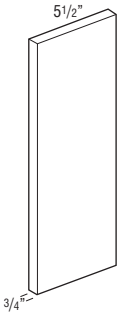

Model	Modified Full Overlay Height
OLMFO630	28 3/4″
OLMFO633	31 3/4″
OLMFO636	34 3/4″
OLMFO639	37 3/4″
OLMFO642	40 3/4″
OLMFO684	78 1/4″
OLMFO687	81 1/4″
OLMFO690	84 1/4″
OLMFO693	87 1/4″
OLMFO696	90 1/4″

- Available in full overlay door styles. Height will align with wall and tall doors specified with Modified Full Overlay modification. See page 4 for MFO details.
- Finished on front and all edges (backs are not finished).
- All overlays will match the door style outside profile and thickness unless a noted exception is listed in the Door Style section. Certain door style overlays will be painted hardwood. See Door Style section for exceptions.

Door Options

MFO
STD

Species Availability

Cherry	Maple	Oak	Laminate	Painted
•	•	•	•	•

DESCRIPTION	MODEL	PRICE
ANGLED FLUTED/PLAIN REVERSABLE FILLERS, 3″ WIDE (5 DAY)	**FAR330**	248
	3″ x 30″	
	FAR334.5	263
	3″ x 34 1/2″	

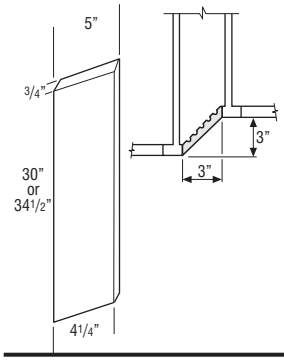

Species Availability

Cherry	Maple	Oak	Laminate	Painted
•	•	•	Painted	•

DESCRIPTION	MODEL	PRICE
WALL BOX COLUMN FILLER, 3″ WIDE, 15″ DEEP	**WBCF33015**	572
	WBCF33315	590
	WBCF33615	609
	WBCF33915	627
	WBCF34215	645

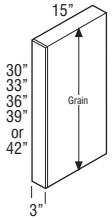

- Reversible, may be used on either left or right end.
- Front and both sides finished.
- Enclosed top and bottom (not finished).
- 1/2″ plywood construction.
- Flush finished veneer end panel exterior.
- Not intended for use horizontally as shelving. Use Floating Shelves on page 144.

Custom Modifications

CD
•

Species Availability

Cherry	Maple	Oak	Laminate	Painted
•	•	•	Painted	•

DESCRIPTION	MODEL	PRICE
BASE BOX COLUMN FILLER, 3″ WIDE, 27″ DEEP	**BBCF327**	1145

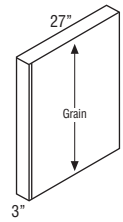

- Reversible, may be used on either left or right end.
- Front and both sides finished.
- Enclosed top and bottom (not finished).
- 1/2″ plywood construction.
- Flush finished veneer end panel exterior.
- Not intended for use horizontally as shelving. Use Floating Shelves on page 144.

Custom Modifications

CD
•

Species Availability

Cherry	Maple	Oak	Laminate	Painted
•	•	•	Painted	•

DESCRIPTION	MODEL	PRICE
TALL BOX COLUMN FILLER, 3″ WIDE, 15″ or 27″ DEEP		
	TBCF38415 (15″ Deep)	1473
	TBCF38715 (15″ Deep)	1530
	TBCF39015 (15″ Deep)	1588
	TBCF39315 (15″ Deep)	1646
	TBCF39615 (15″ Deep)	1704
	TBCF38427 (27″ Deep)	2260
	TBCF38727 (27″ Deep)	2348
	TBCF39027 (27″ Deep)	2437
	TBCF39327 (27″ Deep)	2526
	TBCF39627 (27″ Deep)	2614

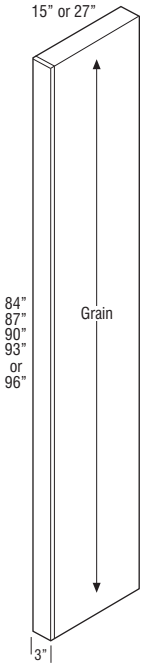

- Reversible, may be used on either left or right end.
- Front and both sides finished.
- Enclosed top and bottom (not finished).
- 1/2″ plywood construction.
- Flush finished veneer end panel exterior.
- Not intended for use horizontally as shelving. Use Floating Shelves on page 144.

Custom Modifications

CD
•[1]

[1] Not available on 27″ deep.

Species Availability

Cherry	Maple	Oak	Laminate	Painted
•	•	•	Painted	•

PANELS & SKINS

DESCRIPTION	MODEL	PRICE
WALL END SKIN, WOOD or LAMINATE WHITE	1/4″ Finished	
	WES30WD	115
	WES33WD	120
	WES36WD	124
	WES39WD	129
	WES42WD	134
	1/4″ Laminate	
	WES30LW ♦	81
	WES33LW ♦	85
	WES36LW ♦	90
	WES39LW ♦	94
	WES42LW ♦	99

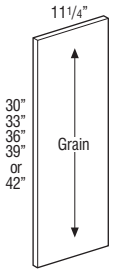

- WES_ _WD in Stains: 1/4″ thick veneered furniture board.
- WES_ _WD in Paints: 1/4″ thick veneered or solid furniture board.
- WES _ _LW: 1/4″ thick laminated furniture board.

Custom Modifications

CD
•

Species Availability

Cherry	Maple	Oak	Laminate	Painted
•	•	•	Painted	•

♦ Only available in White laminate.

DESCRIPTION	MODEL	PRICE
BASE END SKIN, WOOD or LAMINATE WHITE	1/4″ Finished	
	BESWD	186
	1/4″ Laminate	
	BESLW ♦	130

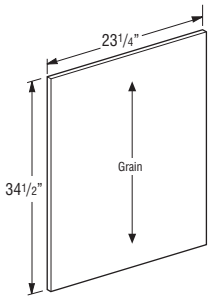

- BESWD in Stains: 1/4″ thick veneered furniture board.
- BESWD in Paints: 1/4″ thick veneered or solid furniture board.
- BESLW: 1/4″ thick laminated furniture board.

Custom Modifications

CD
•

Species Availability

Cherry	Maple	Oak	Laminate	Painted
•	•	•	Painted	•

♦ Only available in White laminate.

DESCRIPTION	MODEL	PRICE
TALL WALL END SKIN or TALL END SKIN, WOOD or LAMINATE WHITE	1/4″ Finished	
	TWES48WD	239
	TWES84WD†	354
	TWES96WD†	392
	1/4″ Laminate	
	TWES48LW ♦	167
	TWES84LW† ♦	282
	TWES96LW† ♦	320
	1/4″ Finished	
	TES84WD†	407
	TES96WD†	472
	TES108WD†	986
	TES120WD†	1059
	1/4″ Laminate	
	TES84LW† ♦	285
	TES96LW† ♦	350

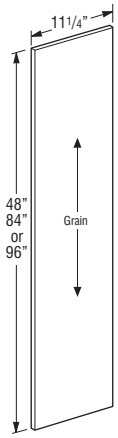

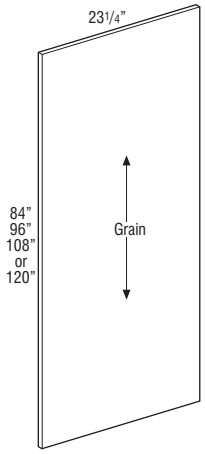

- TWES_ _WD and TES_ _WD in Stains: 1/4″ thick veneered furniture board.
- TWES_ _WD and TES_ _WD in Paints: 1/4″ thick veneered or solid furniture board.
- TWES_ _LW and TES_ _LW:: 1/4″ thick laminated furniture board.
- TES108WD and TES120WD only available in maple, painted hardwood, and laminate.

†5 day Express Response not available.

Custom Modifications

CD
•

Species Availability

Cherry	Maple	Oak	Laminate	Painted
•	•	•	Painted	•

♦ Only available in White laminate.

DESCRIPTION	MODEL	PRICE
PANEL, WOOD, LAMINATE WHITE or LAMINATE, 1/4″	1/4″ Finished	
	PNL.25-4830WD	237
	PNL.25-4834.5WD	248
	1/4″ Laminate	
	PNL.25-4830LW ♦	181
	PNL.25-4834.5LM ♦	192
	1/4″ Finished	
	PNL.25-4896WD	401
	1/4″ Laminate	
	PNL.25-4896LM ♦	345

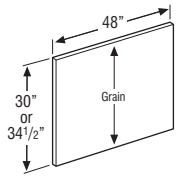

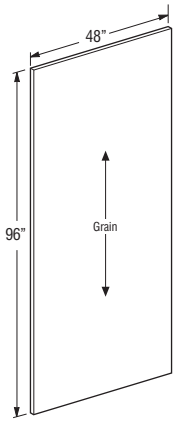

- PNL_WD in Stains is 1/4″ thick veneered furniture board.
- PNL_WD in Paints is 1/4″ thick veneered or solid furniture board.
- PNL_LM is 1/4″ thick laminated furniture board.

Custom Modifications

CD

Species Availability

Cherry	Maple	Oak	Laminate	Painted
•	•	•	Painted	•

♦ Only available in White laminate.

DESCRIPTION	MODEL	PRICE
PANEL, LAMINATE NATURAL	1/4″ Natural Maple Laminate	
	PNL4896LMN	345

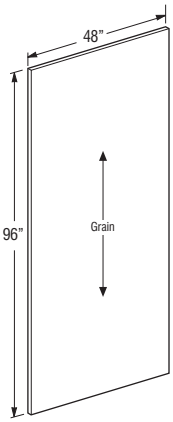

- 1/4″ thick furniture board with Natural Maple laminate to match standard cabinet interior.

Custom Modifications

CD

Species Availability

Cherry	Maple	Oak	Laminate	Painted
•	•	•	Painted	•

DESCRIPTION	MODEL	PRICE
PANEL, WOOD, 1/4″	**PNL.25-9634.5WD**	894
	PNL.25-9648WD	1055

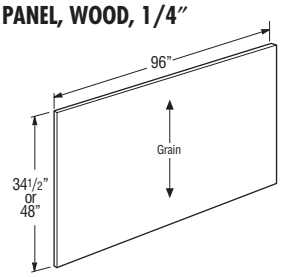

- Stains: 1/4″ thick veneered furniture board.
- Paints: 1/4″ thick veneered or solid furniture board.
- When ordered in Paint finishes, panels will use vertical grain as grain will not be visible.

Custom Modifications

CD

Species Availability

Cherry	Maple	Oak	Laminate	Painted
•	•	•	Painted	•

DESCRIPTION	MODEL	PRICE
PANEL, BEADBOARD, 1/4″	**PNL.25-4834.5BB**	555
	PNL.25-4896BB	1011

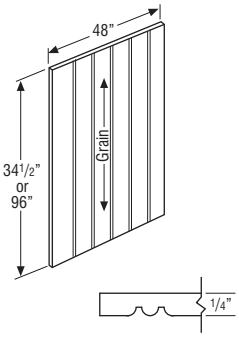

- 1/4″ thick veneered panel with an MDF core.
- V-groove on 3″ centers.
- Penned glaze not available.

Custom Modifications

CD

Species Availability

Cherry	Maple	Oak	Laminate	Painted
•	•	•	Painted	•

DESCRIPTION	MODEL	PRICE
WALL END PANEL, WOOD	3/4″ Finished	
	WEP30WD	189

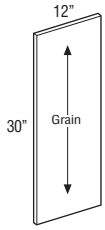

- Stains: 3/4″ thick veneered furniture board.
- Paints: 3/4″ thick veneered or solid furniture board.
- Panels are finished on two sides and front edge.

Custom Modifications

APC	CD
•	•

Species Availability

Cherry	Maple	Oak	Laminate	Painted
•	•	•	Painted	•

DESCRIPTION	MODEL	PRICE
BASE END PANEL, WOOD, 24″ DEEP	3/4″ Finished	
	BEPWD	305

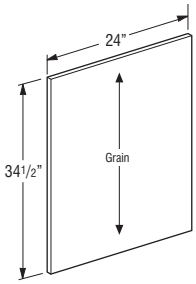

- Stains: 3/4″ thick veneered furniture board.
- Paints: 3/4″ thick veneered or solid furniture board.
- Panels are finished on two sides and front edge.

Custom Modifications

APC	CD
•	•

Species Availability

Cherry	Maple	Oak	Laminate	Painted
•	•	•	Painted	•

DESCRIPTION	MODEL	PRICE
BASE END PANEL POLE LAZY SUSAN, WOOD or LAMINATE	1/2″ Finished	
	BEPPLSWD	302
	1/2″ Laminate	
	BEPPLSLM	211

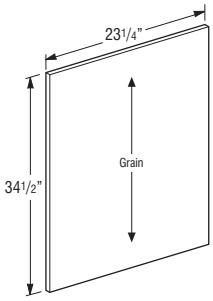

- BEPPLSWD: 1/2″ thick veneered plywood.
- BEPPLSLM: 1/2″ thick laminated furniture board.
- All panels are finished one side and have Natural Maple laminate on the other side.

Custom Modifications

CD
•

Species Availability

Cherry	Maple	Oak	Laminate	Painted
•	•	•	Painted	•

DESCRIPTION	MODEL	PRICE
TALL WALL END PANEL or TALL END PANEL, WOOD	3/4″ Finished	
	TWEP48WD	340
	TWEP96WD	558
	TEP84WD	664
	TEP87WD	691
	TEP90WD	717
	TEP93WD	744
	TEP96WD	771

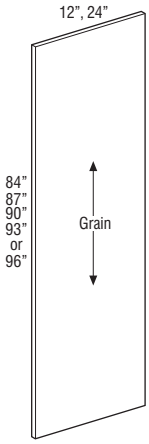

- Stains: 3/4″ thick veneered furniture board.
- Paints: 3/4″ thick veneered or solid furniture board.
- Panels are finished on two sides and front edge.

Custom Modifications

APC	CD
•	•

Species Availability

Cherry	Maple	Oak	Laminate	Painted
•	•	•	Painted	•

DESCRIPTION	MODEL	PRICE
TALL END PANEL, WOOD, 30″ DEEP	**TEP8430WD**	863
	TEP9630WD	1001

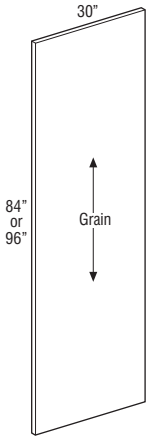

- Stains: 3/4″ thick veneered furniture board.
- Paints: 3/4″ thick veneered or solid furniture board.
- Panels are finished on two sides and front edge.

Custom Modifications

APC	CD
•	

Species Availability

Cherry	Maple	Oak	Laminate	Painted
•	•	•	Painted	•

DESCRIPTION	MODEL	PRICE
TALL WALL END PANEL or TALL END PANEL, WOOD	3/4″ Finished	
	TWEP108WD	769
	TEP108WD	1505
	TWEP120WD	826
	TEP120WD	1617

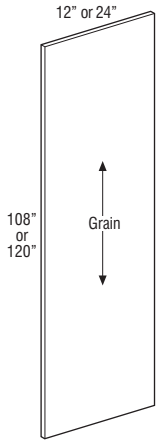

- 3/4″ thick veneered plywood.
- Panels are finished on two sides and front edge.

Custom Modifications

APC	CD	MIP
	•	STD

Species Availability

Cherry	Maple	Oak	Laminate	Painted
	•		Painted	•

DESCRIPTION	MODEL	PRICE
BASE or TALL END PANEL with ATTACHED FILLER, WOOD or LAMINATE	1/2″ Finished	
	BEPF1.5WD	383
	BEPF3WD	390
	1/2″ Laminate	
	BEPF1.5LM	268
	BEPF3LM	276
	1/2″ Finished	
	TEPF1.584WD	782
	TEPF384WD	798
	TEPF1.587WD	813
	TEPF387WD	829
	TEPF1.590WD	844
	TEPF390WD	860
	TEPF1.593WD	876
	TEPF393WD	891
	TEPF1.596WD	907
	TEPF396WD	923
	1/2″ Laminate	
	TEPF1.584LM	547
	TEPF384LM	563
	TEPF1.587LM	579
	TEPF387LM	594
	TEPF1.590LM	610
	TEPF390LM	626
	TEPF1.593LM	641
	TEPF393LM	657
	TEPF1.596LM	672
	TEPF396LM	688

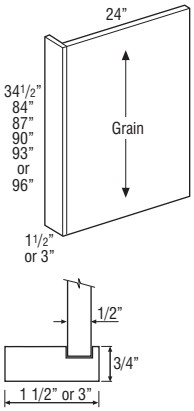

- BEPF_WD and TEPF_ _ _WD in Stains: 1/2″ thick veneered plywood.
- BEPF_WD and TEPF_ _ _WD in Paints: 1/2″ thick veneered or solid plywood.
- BEPF_LAM and TEPF_ _ _LM is 1/2″ thick laminated furniture board.
- All panels have Natural Maple laminate interior

Custom Modifications

APC	CD	MIP
STD[1]	•	•[2]

[1] Standard on WD SKUs. Not available on LAM SKUs.
[2] Only available on WD SKUs.

Species Availability

Cherry	Maple	Oak	Laminate	Painted
•	•	•	Painted	•

DESCRIPTION	MODEL	PRICE
TALL END PANEL with ATTACHED FILLER, WOOD	**TEPF1.5108WD**	1775
	TEPF3108WD	1808
	TEPF1.5120WD	1907
	TEPF3120WD	1940

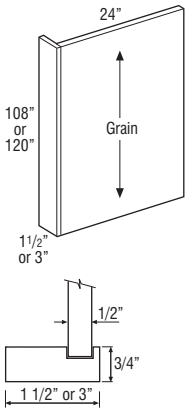

- 1/2″ thick veneered plywood.
- All panels have Natural Maple laminate interior.

Custom Modifications

APC	CD	MIP
STD	•	

Species Availability

Cherry	Maple	Oak	Laminate	Painted
	•		Painted	•

DESCRIPTION	MODEL	PRICE
BASE or TALL PANEL with ATTACHED FILLER, FURNITURE ENDS	**BEPF1.5FPE**	528
	BEPF3FPE	535
	TEPF1.584FPE	1031
	TEPF384FPE	1047
	TEPF1.587FPE	1062
	TEPF387FPE	1078
	TEPF1.590FPE	1093
	TEPF390FPE	1109
	TEPF1.593FPE	1125
	TEPF393FPE	1140
	TEPF1.596FPE	1156
	TEPF396FPE	1172

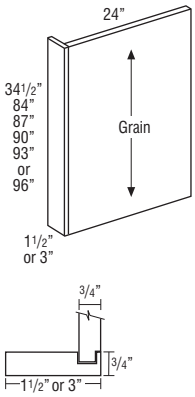

- 3/4″ thick veneered plywood.
- All panels have Natural Maple laminate interior.

Custom Modifications

APC	CD	FPEB	MIP
	•	STD	•

Species Availability

Cherry	Maple	Oak	Laminate	Painted
•	•	•	Painted	•

DESCRIPTION	MODEL	PRICE
TALL PANEL with ATTACHED FILLER, FURNITURE ENDS	**TEPF1.5108FPE**	2024
	TEPF3108FPE	2057
	TEPF1.5120FPE	2156
	TEPF3120FPE	2189

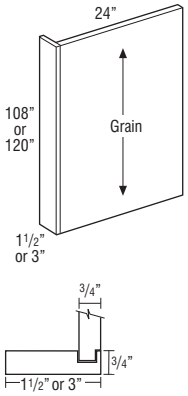

- 3/4″ thick veneered plywood.

Custom Modifications

APC	CD	FPEB	MIP
	•	STD	STD

Species Availability

Cherry	Maple	Oak	Laminate	Painted
	•		Painted	•

DESCRIPTION	MODEL	PRICE
DESK or VANITY DESK LEG, WOOD	**DDL29WD**	295
	VDL32WD	307

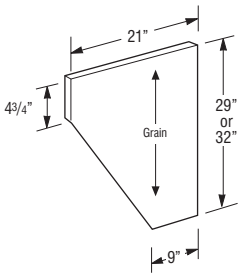

- All panels are finished 2 sides and front edge.
- Stains: 3/4″ thick veneered furniture board.
- Paints: 3/4″ thick veneered or solid furniture board.

Custom Modifications

CD

Species Availability

Cherry	Maple	Oak	Laminate	Painted
•	•	•	Painted	•

WALL END SKIN with SINGLE DECORATIVE DOOR

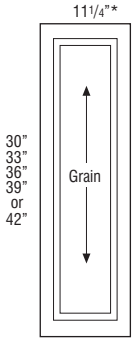

Price Column	1	2	3	4	5
WESDD30	450	472	496	531	584
WESDD33	472	495	520	557	612
WESDD36	494	518	544	582	640
WESDD39	515	541	568	608	669
WESDD42	537	564	592	634	697

- Door panel kits include Wall End Skin, unattached door, and attachment screws. Field installation required.
- Custom door sizes not available.

*Width shown in each image is panel width. For Full Overlay doors, total door width is 1/2″ greater than panel width. When installed on the side of a cabinet as intended, the Full Overlay door will extend over the cabinet face frame edge. Partial Overlay doors have a 1″ reveal, so they would not overlap the frame.

Custom Modifications

CD

Door Options

MFO
•

BASE END SKIN with SINGLE DECORATIVE DOOR

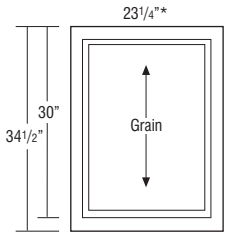

BESDD	726	762	800	856	942

- Door panel kits include Base End Skin, unattached door, and attachment screws. Field installation required.
- Custom door sizes not available.

*Width shown in each image is panel width. For Full Overlay doors, total door width is 1/2″ greater than panel width. When installed on the side of a cabinet as intended, the Full Overlay door will extend over the cabinet face frame edge. Partial Overlay doors have a 1″ reveal, so they would not overlap the frame.

Custom Modifications

CD

TALL END SKIN with SINGLE DECORATIVE DOOR

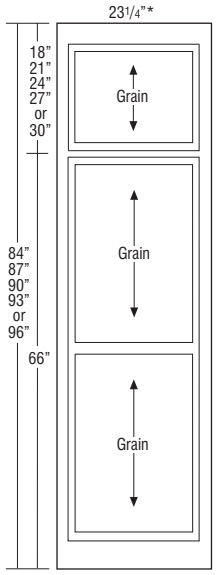

TESDD84	1542	1619	1700	1819	2001
TESDD87	1635	1717	1802	1929	2121
TESDD90	1727	1814	1904	2038	2241
TESDD93	1820	1911	2006	2147	2362
TESDD96	1912	2008	2109	2256	2482

- Door panel kits include Tall End Skin, unattached door, and attachment screws. Field installation required.
- Custom door sizes not available.
- Tall mitered door styles and laminate door styles will feature one center panel, other styles will feature two center panels.

*Width shown in each image is panel width. For Full Overlay doors, total door width is 1/2″ greater than panel width. When installed on the side of a cabinet as intended, the Full Overlay door will extend over the cabinet face frame edge. Partial Overlay doors have a 1″ reveal, so they would not overlap the frame.

Custom Modifications

CD

Door Options

MFO
•

TABLE OF CONTENTS – MOULDINGS

Moulding Stack Kits 132
Crown Mouldings 135
Starter Mouldings 137
Accent Mouldings 137
Toe Mouldings 138
Light Rails 138
Corner Mouldings 139
Valances 140

DESCRIPTION **MODEL** **PRICE**

MOULDING STACK KITS

- Moulding stacks do not ship assembled; field assembly is required. Assembly instructions can be viewed in Design Live spec pages and will also ship with moulding kits.
- When ordered as a kit, only one finish can be specified. To order with more than one finish, moulding pieces must be ordered separately.
- Moulding stacks include Assembly Instructions. Cleats and finish nails not included.
- How to place a stack moulding in Design Live:
  → Moulding
  → Top Mouldings or Bottom Mouldings
  → Stacked Mouldings
  → Drag and drop desired moulding stack onto wall cabinets
- Mouldings specified as 8′ nominal length have a usable length range of 93″ up to 99″. Be sure to order the correct amount of moulding length to work around required cuts with minimal butt joints.

MOULDING STACK 1

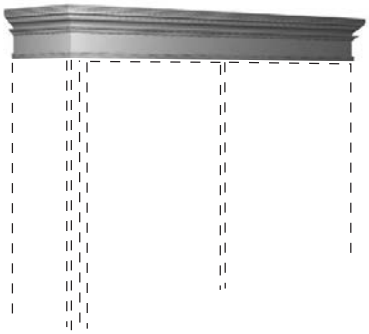

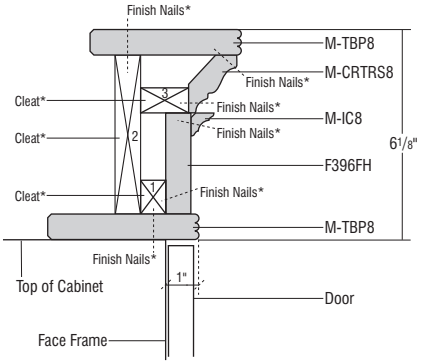

M-ST1 1275

- Not recommended for use when taking application to the ceiling.

Species Availability

	Cherry	Maple	Oak	Laminate	Painted
M-TBP8	•	•	•	Painted	•
M-CRTRS8	•	•	•	Painted	•
M-IC8	•	•	•	Painted	•
F396FH	•	•	•	Painted	•

*Cleats and finish nails not included.

MOULDING STACK 6

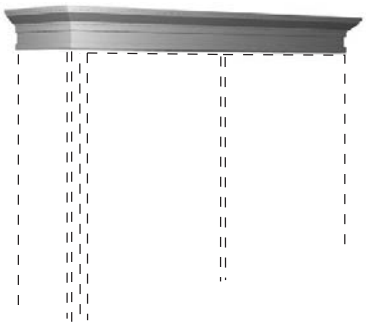

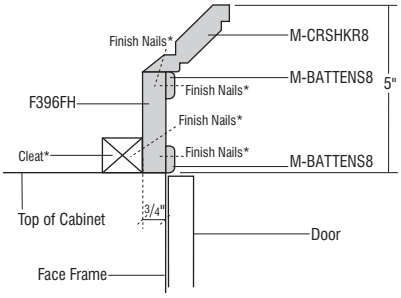

M-ST6 607

- Not recommended for use when taking application to the ceiling.

Species Availability

	Cherry	Maple	Oak	Laminate	Painted
M-CRSHKR8	•	•	•	Painted	•
M-BATTENS8	•	•	•	Painted	•
F396FH	•	•	•	Painted	•

*Cleats and finish nails not included.

MOULDING STACK 11

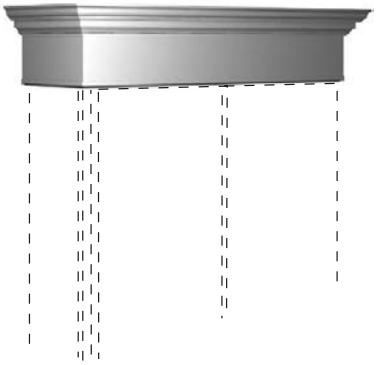

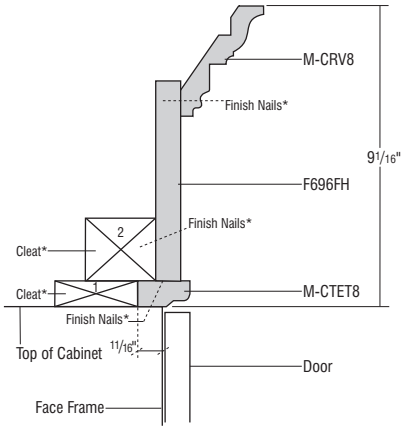

M-ST11 837

Species Availability

	Cherry	Maple	Oak	Laminate	Painted
M-CRV8	•	•	•	Painted	•
F696FH	•	•	•	Painted	•
M-CTET8	•	•	•	Painted	•

*Cleats and finish nails not included.

MOULDING STACK 13

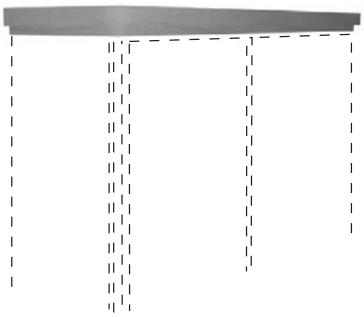

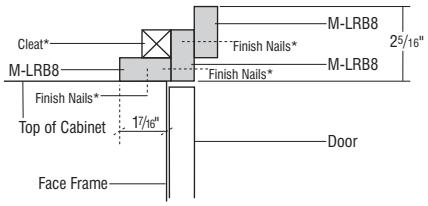

M-ST13 465

Species Availability

	Cherry	Maple	Oak	Laminate	Painted
M-LRBB	•	•	•	Painted	•

*Cleats and finish nails not included.

MOULDING STACK 14

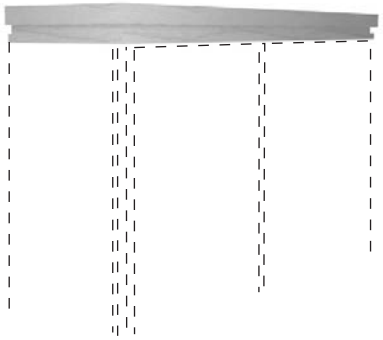

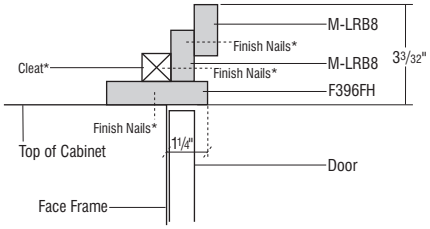

M-ST14 502

Species Availability

	Cherry	Maple	Oak	Laminate	Painted
M-LRB8	•	•	•	Painted	•
F396FH	•	•	•	Painted	•

*Cleats and finish nails not included.

MOULDING STACK 20

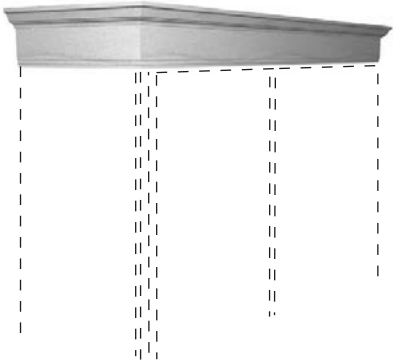

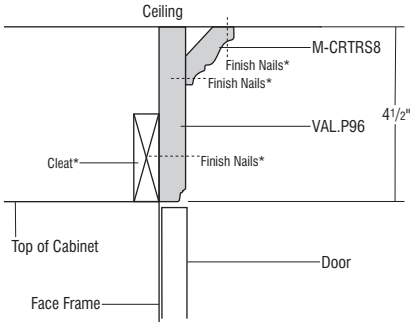

M-ST20 449

Species Availability

	Cherry	Maple	Oak	Laminate	Painted
M-CRTRS8	•	•	•	Painted	•
VAL.P96	•	•	•	Painted	•

*Cleats and finish nails not included.

MOULDING STACK 21

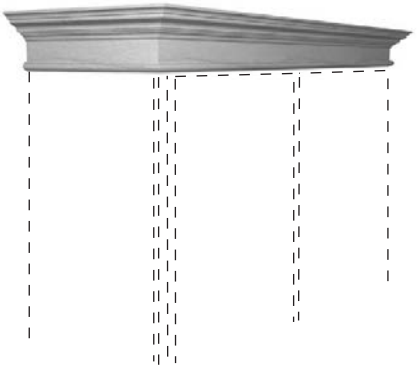

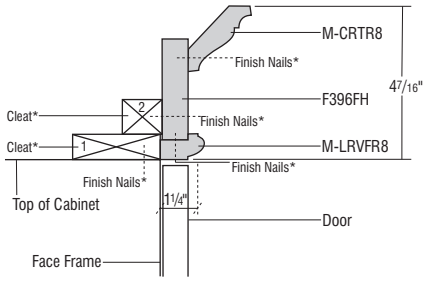

M-ST21 670

Species Availability

	Cherry	Maple	Oak	Laminate	Painted
M-CRTR8	•	•	•	Painted	•
F396FH	•	•	•	Painted	•
M-LRVFR8	•	•	•	Painted	•

*Cleats and finish nails not included.

MOULDING STACK 22

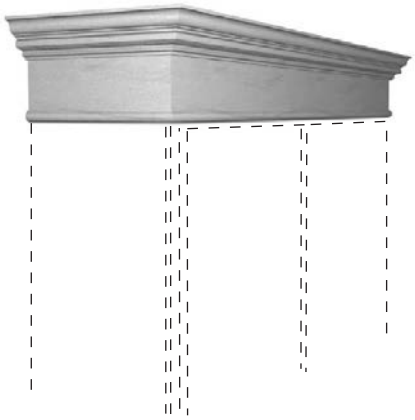

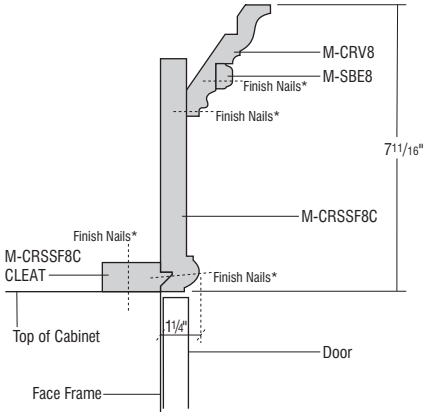

M-ST22 1113

Species Availability

	Cherry	Maple	Oak	Laminate	Painted
M-CRV8	•	•	•	Painted	•
M-SBE8	•	•	•	Painted	•
M-CRSSF8C	•	•	•	Painted	•

*Cleats and finish nails not included.

MOULDING STACK 24

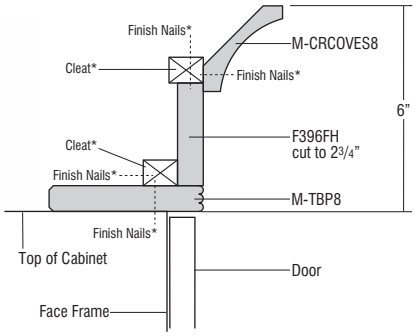

M-ST24 981

- Not recommended for use when taking application to the ceiling.

Species Availability

	Cherry	Maple	Oak	Laminate	Painted
M-CRCOVES8	•	•	•	Painted	•
F396FH	•	•	•	Painted	•
M-TBP8	•	•	•	Painted	•

*Cleats and finish nails not included.

MOULDING STACK 25

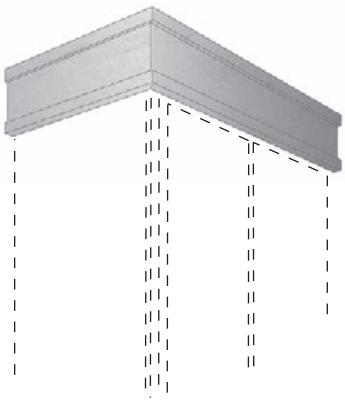

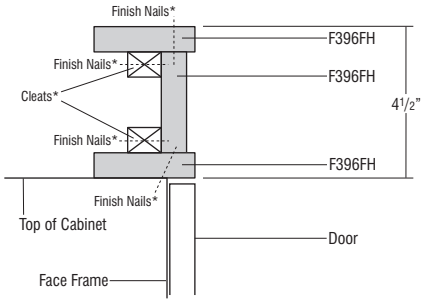

M-ST25 576

- Not recommended for use when taking application to the ceiling.

Species Availability

	Cherry	Maple	Oak	Laminate	Painted
F396FH	•	•	•	Painted	•

*Cleats and finish nails not included.

MOULDING SPECIFICATIONS

Mouldings specified as 8′ nominal length have a usable length range of 93″ up to 99″. Be sure to order the correct amount of moulding length to work around required cuts with minimal butt joints.

DESCRIPTION	MODEL	PRICE

MOULDING CROWN

MOULDING, CROWN CLASSIC TALL with CLEAT

M-CRCLST8C — 504

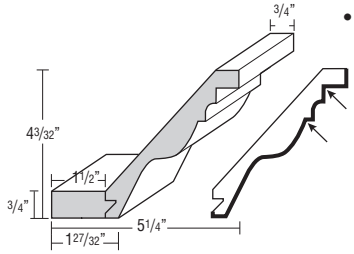

- One 8′ section
- Cleat shipped unattached can be used for top mount or face frame applications. For top mount applications on stained finishes, it is not recommended to pull the moulding forward with the cleat visible due to possible color variation with the face frame and moulding.

Species Availability

Cherry	Maple	Oak	Laminate	Painted
•	•	•	Painted	•

MOULDING, CROWN CORNICE TALL with CLEAT

M-CRCOT8C — 504

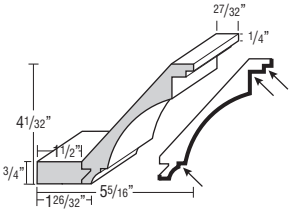

- One 8′ section.
- Cleat shipped unattached, can be used for top mount or face frame applications. For top mount applications on stained finishes, it is not recommended to pull the moulding forward with the cleat visible due to possible color variation with the face frame and moulding.

Species Availability

Cherry	Maple	Oak	Laminate	Painted
•	•	•	Painted	•

MOULDING, CROWN COVE with CLEAT

M-CRCOVE8C — 504

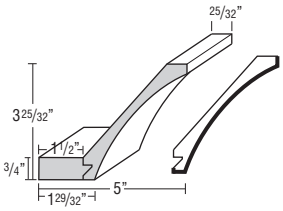

- One 8′ section
- Cleat shipped unattached can be used for top mount or face frame applications. For top mount applications on stained finishes, it is not recommended to pull the moulding forward with the cleat visible due to possible color variation with the face frame and moulding.

Species Availability

Cherry	Maple	Oak	Laminate	Painted
•	•	•	Painted	•

MOULDING, CROWN INSERT

M-CRINS8 — 560

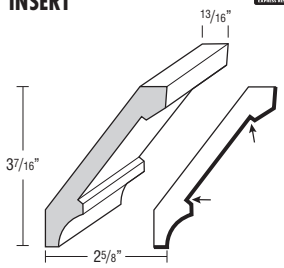

- One 8′ section.

Species Availability

Cherry	Maple	Oak	Laminate	Painted
•	•	•	Painted	•

MOULDING, CROWN STRAIGHT ANGLE TALL with CLEAT

M-CRSAT8C — 392

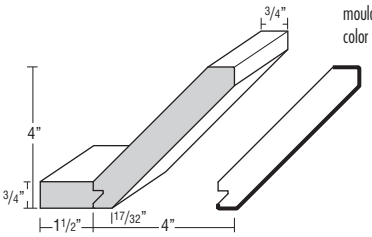

- One 8′ section.
- Cleat shipped unattached can be used for top mount or face frame applications. For top mount applications on stained finishes, it is not recommended to pull the moulding forward with the cleat visible due to possible color variation with the face frame and moulding.

Species Availability

Cherry	Maple	Oak	Laminate	Painted
•	•	•	Painted	•

DESCRIPTION	MODEL	PRICE

MOULDING, CROWN STRAIGHT ANGLE with CLEAT

M-CRSA8C — 354

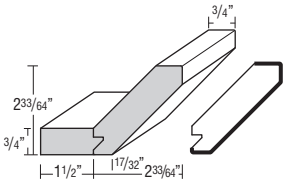

- One 8′ section.
- Cleat shipped unattached can be used for top mount or face frame applications. For top mount applications on stained finishes, it is not recommended to pull the moulding forward with the cleat visible due to possible color variation with the face frame and moulding.

Species Availability

Cherry	Maple	Oak	Laminate	Painted
•	•	•	Painted	•

MOULDING, CROWN STRAIGHT ANGLE SMALL with CLEAT

M-CRSAS8C — 330

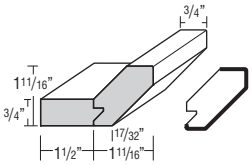

- One 8′ section.
- Cleat shipped unattached can be used for top mount or face frame applications. For top mount applications on stained finishes, it is not recommended to pull the moulding forward with the cleat visible due to possible color variation with the face frame and moulding.

Species Availability

Cherry	Maple	Oak	Laminate	Painted
•	•	•	Painted	•

MOULDING, CROWN TRADITIONAL MEDIUM

M-CRTRM8 — 354

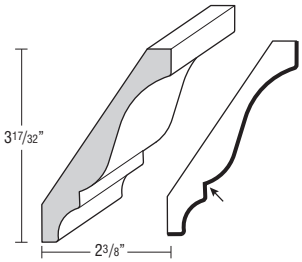

- One 8′ section.

Species Availability

Cherry	Maple	Oak	Laminate	Painted
•	•	•	Painted	•

MOULDING, CROWN SHAKER

M-CRSHKR8 — 255

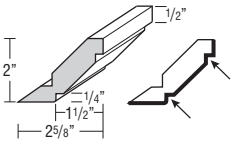

- Top mount moulding.
- One 8′ section.

Species Availability

Cherry	Maple	Oak	Laminate	Painted
•	•	•	Painted	•

MOULDING, CROWN STRAIGHT ANGLE

M-CRSA8 — 255

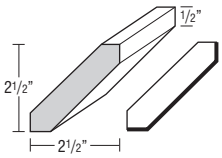

- One 8′ section.

Species Availability

Cherry	Maple	Oak	Laminate	Painted
•	•	•	Painted	•

MOULDING, CROWN COVE SMALL

M-CRCOVES8 — 397

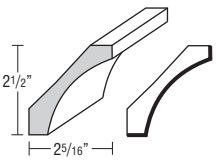

- One 8′ section.

Species Availability

Cherry	Maple	Oak	Laminate	Painted
•	•	•	Painted	•

Finished edges indicated by bold lines on side view drawings.
Glazed edges indicated by arrows on side view drawings.

DESCRIPTION	MODEL	PRICE
MOULDING, CROWN SMALL	**M-CRS8**	183

- Face mounts on Partial Overlay doors. May be face mounted on Full Overlay if used with a cleat.
- One 8′ section.
- Moulding can be used as standard or inverted.

Species Availability

Cherry	Maple	Oak	Laminate	Painted
•	•	•	Painted	•

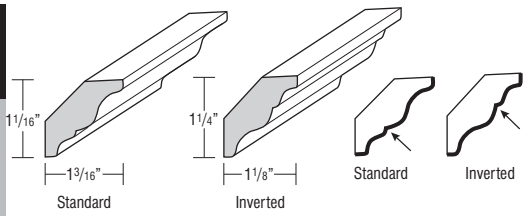

DESCRIPTION	MODEL	PRICE
MOULDING, CROWN TRADITIONAL SMALL	**M-CRTRS8**	195

- Face mounts on Partial Overlay doors. May be face mounted on Full Overlay if used with a cleat.
- One 8′ section.
- Moulding can be used as standard or inverted.

Species Availability

Cherry	Maple	Oak	Laminate	Painted
•	•	•	Painted	•

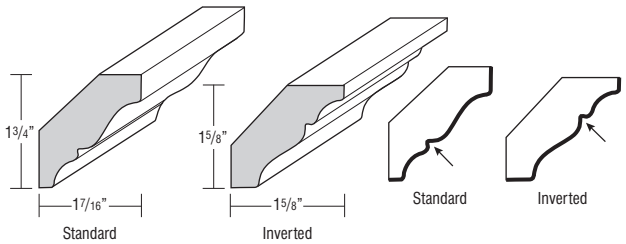

DESCRIPTION	MODEL	PRICE
MOULDING, CROWN TRADITIONAL	**M-CRTR8**	330

- Face mounts on Partial Overlay doors. May be face mounted on Full Overlay if used with a cleat.
- One 8′ section.
- Moulding can be used as standard or inverted.

Species Availability

Cherry	Maple	Oak	Laminate	Painted
•	•	•	Painted	•

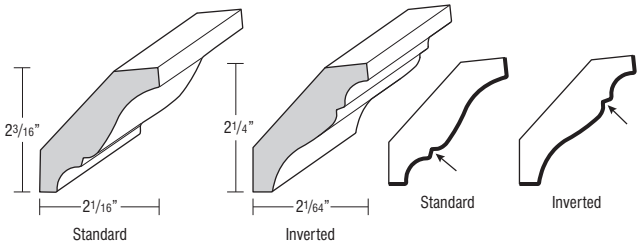

DESCRIPTION	MODEL	PRICE
MOULDING, CROWN SOLID WOOD TALL	**M-CRSWT8**	354

- Face mounts on Partial Overlay doors. May be face mounted on Full Overlay if used with a cleat.
- One 8′ section.
- Moulding can be used as standard or inverted.

Species Availability

Cherry	Maple	Oak	Laminate	Painted
•	•	•	Painted	•

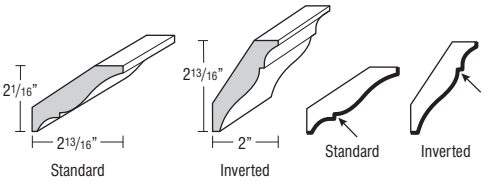

DESCRIPTION	MODEL	PRICE
MOULDING, CROWN VICTORIAN	**M-CRV8**	379

- Face mounts on Partial Overlay doors. May be face mounted on Full Overlay if used with a cleat.
- One 8′ section.

Species Availability

Cherry	Maple	Oak	Laminate	Painted
•	•	•	Painted	•

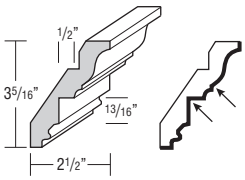

Finished edges indicated by bold lines on side view drawings.
Glazed edges indicated by arrows on side view drawings.

DESCRIPTION	MODEL	PRICE

STARTER MOULDING

MOULDING, CROWN STARTER SOFFIT FILLER with CLEAT

M-CRSSF8C — 590

- One 8′ section.
- Cleat shipped unattached, can be used for top mount or face frame applications. For top mount applications on stained finishes, it is not recommended to pull the moulding forward with the cleat visible due to possible color variation with the face frame and moulding.

Species Availability

Cherry	Maple	Oak	Laminate	Painted
•	•	•	Painted	•

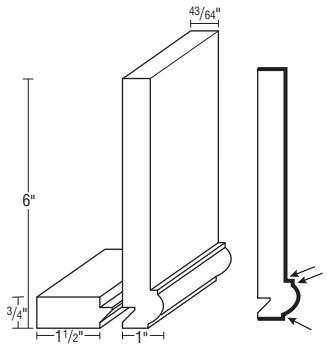

MOULDING, CROWN STARTER with CLEAT

M-CRSTR8C — 542

- One 8′ section.
- Attached cleat for top-mount application.

Species Availability

Cherry	Maple	Oak	Laminate	Painted
•	•	•	Painted	•

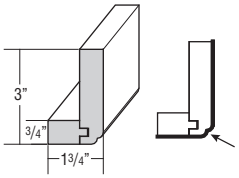

MOULDING, CROWN STARTER SHAKER with CLEAT

M-CRSTRS8C — 524

- One 8′ section.
- Attached cleat for top-mount application.

Species Availability

Cherry	Maple	Oak	Laminate	Painted
•	•	•	Painted	•

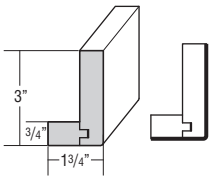

ACCENT MOULDING

MOULDING, LIGHT RAIL CABINET PANEL EDGE

M-LRCPE8 — 233

- One 8′ section.
- Use M-LRCPE8 with 1/4″ skin to create flush cabinet bottoms.

Species Availability

Cherry	Maple	Oak	Laminate	Painted
•	•	•	Painted	•

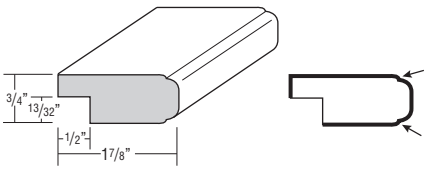

MOULDING, COUNTERTOP EDGE TRADITIONAL

M-CTET8 — 124

- One 8′ section.

Species Availability

Cherry	Maple	Oak	Laminate	Painted
•	•	•	Painted	•

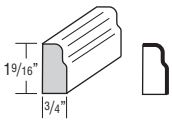

DESCRIPTION	MODEL	PRICE

MOULDING, BATTEN

M-BATTEN8 — 96

- One 8′ section.

Species Availability

Cherry	Maple	Oak	Laminate	Painted
•	•	•	Painted	•

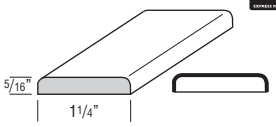

MOULDING, BATTEN SMALL

M-BATTENS8 — 80

- One 8′ section.

Species Availability

Cherry	Maple	Oak	Laminate	Painted
•	•	•	Painted	•

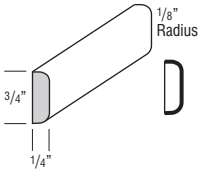

MOULDING, LIBRARY

M-LBR8 — 354

- One 8′ section.
- Use as a part of a moulding stack or vertically to cover seams in a row of bookcases.

Species Availability

Cherry	Maple	Oak	Laminate	Painted
•	•	•	Painted	•

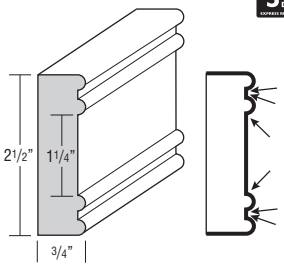

MOULDING, MIRROR FRAME

M-MF8 — 180

- One 8′ section.
- Pre-grooved.

Species Availability

Cherry	Maple	Oak	Laminate	Painted
•	•	•	Painted	•

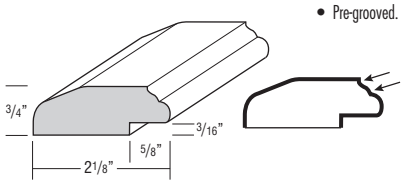

MOULDING, OGEE

M-OGEE8 — 154

- One 8′ section.

Species Availability

Cherry	Maple	Oak	Laminate	Painted
•	•	•	Painted	•

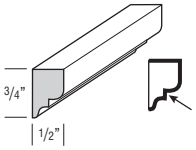

MOULDING, SINGLE BEAD EDGE

M-SBE8 — 144

- One 8′ section.

Species Availability

Cherry	Maple	Oak	Laminate	Painted
•	•	•	Painted	•

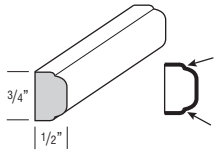

MOULDING, SCRIBE

M-SCRIBE8 — 63

- One 8′ section.

Species Availability

Cherry	Maple	Oak	Laminate	Painted
•	•	•	Painted	•

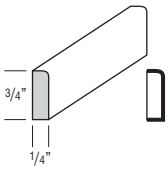

Finished edges indicated by bold lines on side view drawings.
Glazed edges indicated by arrows on side view drawings.

DESCRIPTION	MODEL	PRICE
MOULDING, SOFFIT T	**M-SOFFITT8**	236

- One 8′ section.

Species Availability

Cherry	Maple	Oak	Laminate	Painted
•	•	•	Painted	•

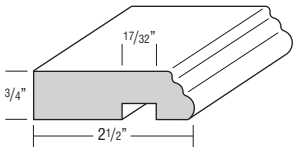

DESCRIPTION	MODEL	PRICE
MOULDING, TRIPLE BEAD EDGE	**M-TBE8**	160

- One 8′ section.

Species Availability

Cherry	Maple	Oak	Laminate	Painted
•	•	•	Painted	•

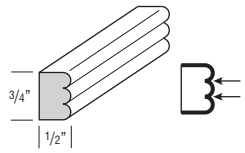

DESCRIPTION	MODEL	PRICE
MOULDING, TRIPLE BEAD PILASTER	**M-TBP8**	392

- Finished beaded front and two 4 1/2″ sides.
- Can be used vertically between cabinets for an inset look.
- One 8′ section.

Species Availability

Cherry	Maple	Oak	Laminate	Painted
•	•	•	Painted	•

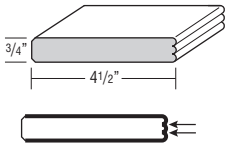

TOE MOULDING

DESCRIPTION	MODEL	PRICE
MOULDING, BASEBOARD TRADITIONAL	**M-BBTR8**	343

- One 8′ section.
- Can be used in place of standard toekick to provide a surface for glaze hang-up on premium finishes.

Species Availability

Cherry	Maple	Oak	Laminate	Painted
•	•	•	Painted	•

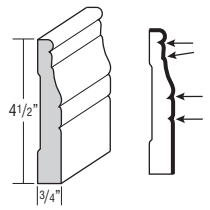

DESCRIPTION	MODEL	PRICE
MOULDING, BASEBOARD SHAKER	**M-BBSHKR8**	355

- One 8′ section.

Species Availability

Cherry	Maple	Oak	Laminate	Painted
•	•	•	Painted	•

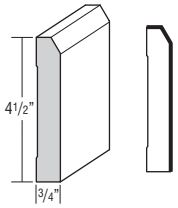

DESCRIPTION	MODEL	PRICE
MOULDING, BASEBOARD FURNITURE	**M-BBFR8**	343

- One 8′ section.

Species Availability

Cherry	Maple	Oak	Laminate	Painted
•	•	•	Painted	•

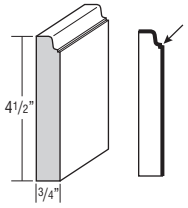

DESCRIPTION	MODEL	PRICE
MOULDING, TOEKICK, WOOD OR LAMINATE	**M-TK8LW**	44
	M-TK8WD	63

- M-TK8LW is 1/4″ laminated furniture board (White only).
- M-TK8LW in Stains: 1/4″ thick veneered furniture board.
- M-TK8LW in Paints: 1/4″ thick veneered or solid furniture board.
- One 8′ section.
- Remember to order Toekick Cap for each exposed end of toeboard.

Species Availability

Cherry	Maple	Oak	Laminate	Painted
•	•	•	Painted	•

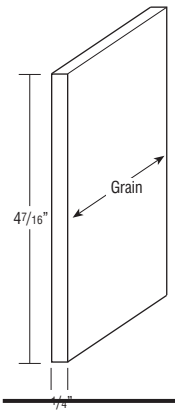

DESCRIPTION	MODEL	PRICE
MOULDING, TOEKICK CAP	**M-TKC**	41

- All finishes available.
- Sold in pairs.

Species Availability

Cherry	Maple	Oak	Laminate	Painted
Maple	•	•	Painted	•

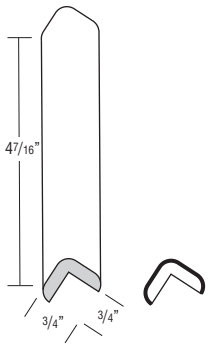

LIGHT RAILS

DESCRIPTION	MODEL	PRICE
MOULDING, LIGHT RAIL CAP	**M-LRCAP8**	181

- One 8′ section.

Species Availability

Cherry	Maple	Oak	Laminate	Painted
•	•	•	Painted	•

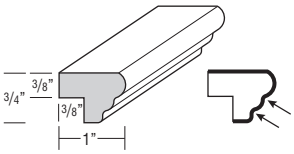

DESCRIPTION	MODEL	PRICE
MOULDING, LIGHT RAIL CABINET PANEL EDGE SQUARE	**M-LRCPES8**	175

- One 8′ section.
- Standard application must be shimmed at the notch or used with an under-cabinet skin if used with full overlay styles. Inverted application does not require a shim or panel.
- Standard application can be used as a top-mount moulding.

Species Availability

Cherry	Maple	Oak	Laminate	Painted
•	•	•	Painted	•

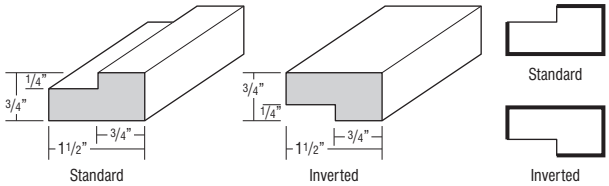

Finished edges indicated by bold lines on side view drawings.
Glazed edges indicated by arrows on side view drawings.

DESCRIPTION	MODEL	PRICE

MOULDING, SOFFIT A

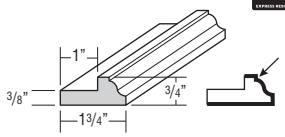

M-SOFFITA8 — 148

- One 8′ section.
- Must be shimmed at the notch or used with an under-cabinet skin if used with full overlay styles.

Species Availability

Cherry	Maple	Oak	Laminate	Painted
•	•	•	Painted	•

MOULDING, SOFFIT E

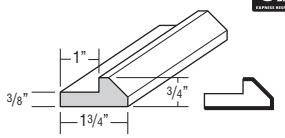

M-SOFFITE8 — 148

- One 8′ section.
- Must be shimmed at the notch or used with an under-cabinet skin if used with full overlay styles.

Species Availability

Cherry	Maple	Oak	Laminate	Painted
•	•	•	Painted	•

MOULDING, LIGHT RAIL BAFFLE

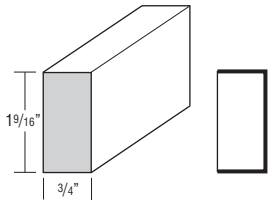

M-LRB8 — 155

- One 8′ section.

Species Availability

Cherry	Maple	Oak	Laminate	Painted
•	•	•	Painted	•

MOULDING, LIGHT RAIL FURNITURE BASE

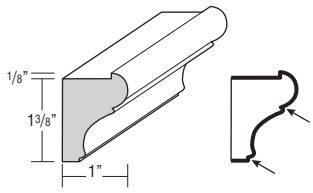

M-LRFB8 — 181

- One 8′ section.

Species Availability

Cherry	Maple	Oak	Laminate	Painted
•	•	•	Painted	•

MOULDING, LIGHT RAIL SMALL

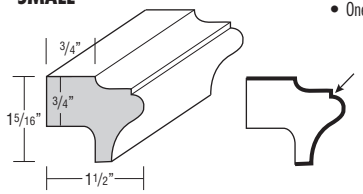

M-LRS8 — 565

- One 8′ section.

Species Availability

Cherry	Maple	Oak	Laminate	Painted
•	•	•	Painted	•

MOULDING, LIGHT RAIL

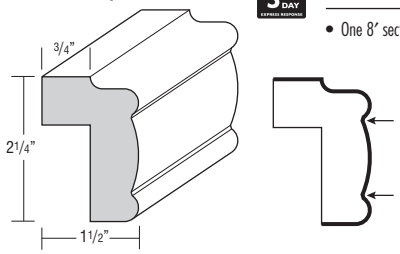

M-LR8 — 648

- One 8′ section.

Species Availability

Cherry	Maple	Oak	Laminate	Painted
•	•	•	Painted	•

MOULDING, LIGHT RAIL VALLEY FORGE

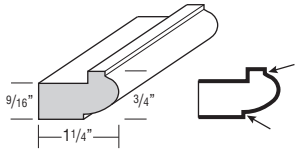

M-LRVFR8 — 148

- One 8′ section.
- Must be shimmed at the notch or used with an under-cabinet skin if used with full overlay styles.

Species Availability

Cherry	Maple	Oak	Laminate	Painted
•	•	•	Painted	•

DESCRIPTION	MODEL	PRICE

CORNER MOULDINGS

MOULDING, INSIDE CORNER

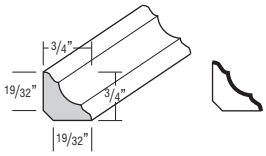

M-IC8 — 104

- One 8′ section.

Species Availability

Cherry	Maple	Oak	Laminate	Painted
•	•	•	Painted	•

MOULDING, LARGE OUTSIDE CORNER D

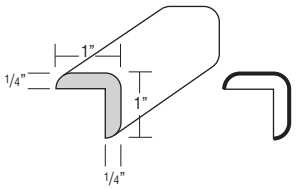

M-LOSCD8 — 170

- One 8′ section.

Species Availability

Cherry	Maple	Oak	Laminate	Painted
•	•	•	Painted	•

MOULDING, OUTSIDE CORNER

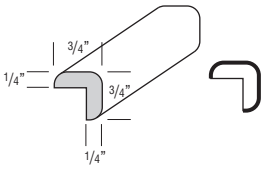

M-OC8 — 96

- One 8′ section.

Species Availability

Cherry	Maple	Oak	Laminate	Painted
•	•	•	Painted	•

MOULDING, OUTSIDE CORNER ANGLED 135°

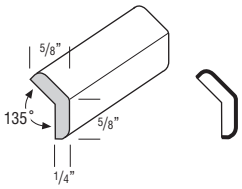

M-OCA8 — 154

- One 8′ section.

Species Availability

Cherry	Maple	Oak	Laminate	Painted
•	•	•	Painted	•

MOULDING, QUARTER ROUND

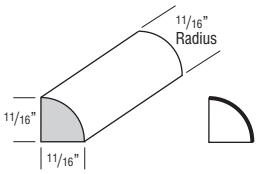

M-QR8 — 101

- One 8′ section.

Species Availability

Cherry	Maple	Oak	Laminate	Painted
•	•	•	Painted	•

MOULDING, SHOE

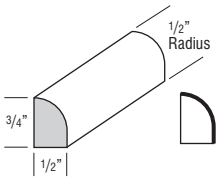

M-SHOE8 — 91

- One 8′ section.

Species Availability

Cherry	Maple	Oak	Laminate	Painted
•	•	•	Painted	•

Finished edges indicated by bold lines on side view drawings.
Glazed edges indicated by arrows on side view drawings.

DESCRIPTION	MODEL	PRICE
VALANCES		

VALANCE, ARCH

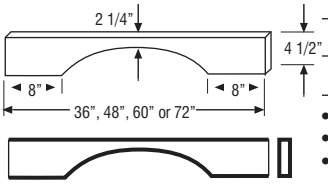

VAL.A36	160
VAL.A48	186
VAL.A60	211
VAL.A72	237

- Side shoulders are 8″ wide (6″ trimmable each end).
- Bottom edge has 3/16″ radius.
- 3/4″ thick.

Species Availability

Cherry	Maple	Oak	Laminate	Painted
•	•	•	Painted	•

VALANCE, FURNITURE

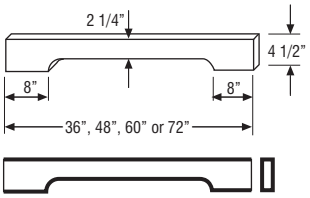

VAL.F36	160
VAL.F48	186
VAL.F60	211
VAL.F72	237

- Side shoulders are 8″ wide (6″ trimmable each end).
- Bottom edge has 3/16″ radius profile on face.
- 3/4″ thick.

Species Availability

Cherry	Maple	Oak	Laminate	Painted
•	•	•	Painted	•

VALANCE, RAISED PANEL ARCH

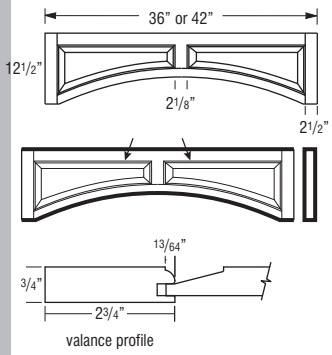

valance profile

VAL.RPA36	1565
VAL.RPA42	1680

- Trimmable up to 1 3/4″ per side.
- Center height 8″.
- Raised panel profile is unique to this item and does not match any door style.
- Ends are pocket drilled for installation to adjacent cabinet frames.

Species Availability

Cherry	Maple	Oak	Laminate	Painted
•	•	•	Painted	•

VALANCE, RECESSED PANEL STRAIGHT

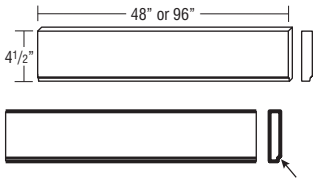

VAL.P48	155
VAL.P96	254

- Trimmable.
- Profiled bottom edge
- 3/4″ thick.

Species Availability

Cherry	Maple	Oak	Laminate	Painted
•	•	•	Painted	•

TABLE OF CONTENTS – EMBELLISHMENTS

Decorative Legs 140
Decorative Feet 143
Decorative Corbels & Shelf Supports 144
Shelves 144
Decorative Hardware 146

DESCRIPTION	MODEL	PRICE
DECORATIVE LEGS		

LEG, ENGLISH COUNTRY, 5"

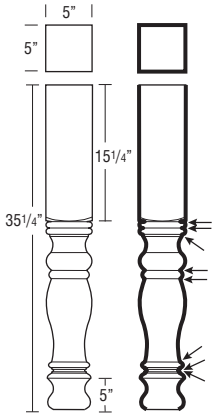

L-ENGCNTY5	1783

- Trimmable.

Species Availability

Cherry	Maple	Oak	Laminate	Painted
•	•	•	Painted	•

LEG, ESTATE SMALL

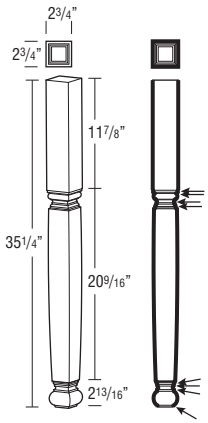

L-ESTATES	1031

- Trimmable.

Species Availability

Cherry	Maple	Oak	Laminate	Painted
	•		Painted	•

Finished edges indicated by bold lines on side view drawings.
Glazed edges indicated by arrows on side view drawings.

DESCRIPTION	MODEL	PRICE

LEG, TAPERED 2-SIDED

L-TP2S 1132

- Trimmable.

Species Availability

Cherry	Maple	Oak	Laminate	Painted
•	•	•	Painted	•

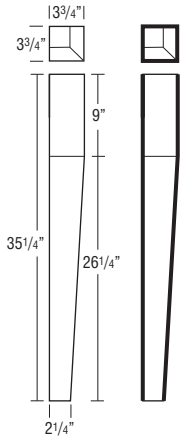

Taper 2 Sides

LEG, TAPERED 4-SIDED

L-TP4S 1452

- Trimmable.

Species Availability

Cherry	Maple	Oak	Laminate	Painted
•	•	•	Painted	•

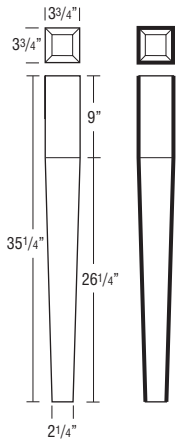

Taper 4 Sides

LEG, METRO, 3″

L-METRO3 1439

- Trimmable.
- Leg is designed with three pieces joined together.

Species Availability

Cherry	Maple	Oak	Laminate	Painted
•	•	•	Painted	•

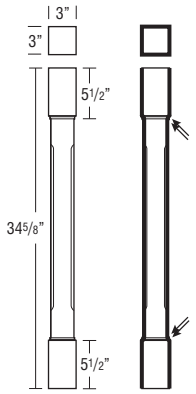

DESCRIPTION	MODEL	PRICE

LEG, MISSION

L-MIS 1135

- Trimmable.

Species Availability

Cherry	Maple	Oak	Laminate	Painted
•	•	•	Painted	•

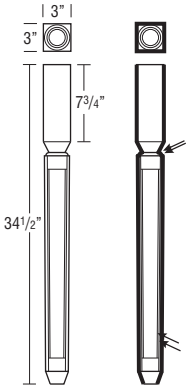

LEG, SQUARE, 3″

L-SQ3 732

- Trimmable.

Species Availability

Cherry	Maple	Oak	Laminate	Painted
•	•	•	Painted	•

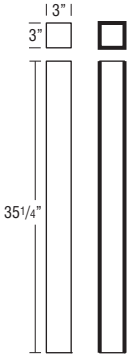

LEG, SQUARE, 4″

L-SQ4 1097

- Trimmable.

Species Availability

Cherry	Maple	Oak	Laminate	Painted
•	•	•	Painted	•

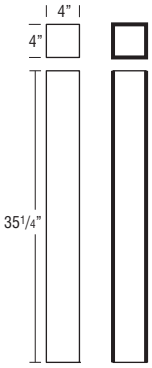

Finished edges indicated by bold lines on side view drawings.
Glazed edges indicated by arrows on side view drawings.

DESCRIPTION	MODEL	PRICE

LEG, SQUARE, 5″

L-SQ5 1207

- Trimmable.

Species Availability

Cherry	Maple	Oak	Laminate	Painted
•	•	•	Painted	•

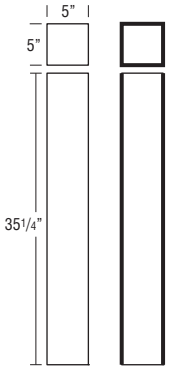

LEG, TURNED POST

L-TURNEDPOST 992

- Trimmable.

Species Availability

Cherry	Maple	Oak	Laminate	Painted
•	•	•	Painted	•

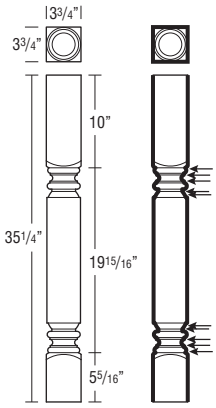

LEG, EMPIRE

L-EMPIRE 1746

- Trimmable.

Species Availability

Cherry	Maple	Oak	Laminate	Painted
	•		Painted	•

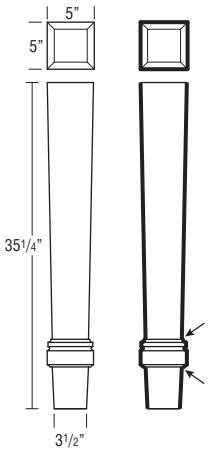

Taper 4 Sides

DESCRIPTION	MODEL	PRICE

LEG, ENGLISH COUNTRY

L-ENGCNTY 1103

- Trimmable.

Species Availability

Cherry	Maple	Oak	Laminate	Painted
•	•	•	Painted	•

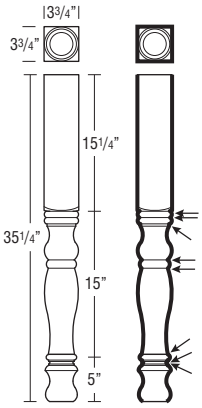

LEG, SPOOL

L-SPOOL 1292

- Trimmable.

Species Availability

Cherry	Maple	Oak	Laminate	Painted
•	•	•	Painted	•

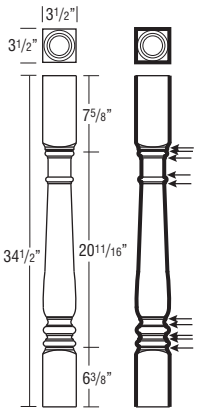

Finished edges indicated by bold lines on side view drawings.
Glazed edges indicated by arrows on side view drawings.

DESCRIPTION	MODEL	PRICE

DECORATIVE FEET

FOOT, CRAFTSMAN

FT-CRAFT — 231

- Trimmable.

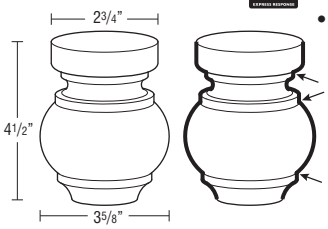

Species Availability

Cherry	Maple	Oak	Laminate	Painted
•	•	•	Painted	•

FOOT, KENSINGTON

FT-KENS — 231

- Trimmable.

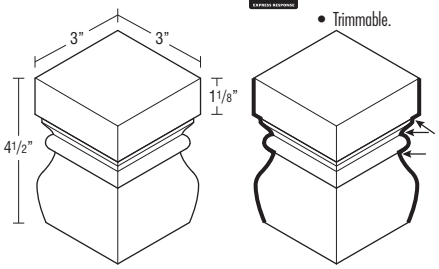

Species Availability

Cherry	Maple	Oak	Laminate	Painted
•	•	•	Painted	•

FOOT, LILLE

FT-LI — 539

- Recommended for applications without toekicks.

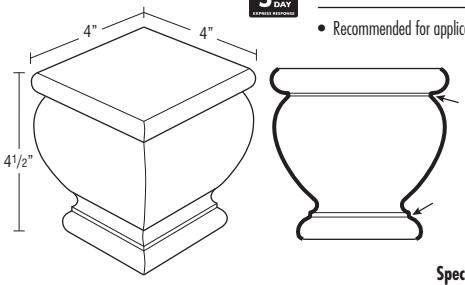

Species Availability

Cherry	Maple	Oak	Laminate	Painted
•	•	•	Painted	•

DESCRIPTION	MODEL	PRICE

FOOT, TAPERED 2-SIDED

FT-TP2S — 399

- Trimmable.
- Tapered on two sides.

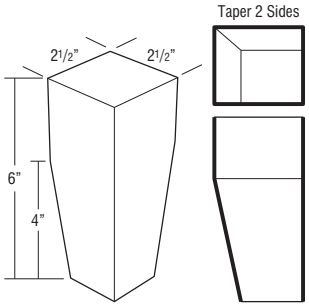

Species Availability

Cherry	Maple	Oak	Laminate	Painted
•	•		Painted	•

FOOT, TULIP TOEKICK

FT-TULIPTK — 644

- Trimmable.

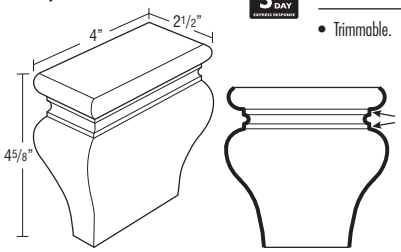

Species Availability

Cherry	Maple	Oak	Laminate	Painted
•	•	•	Painted	•

FOOT, TULIP

FT-TULIP — 599

- Trimmable.

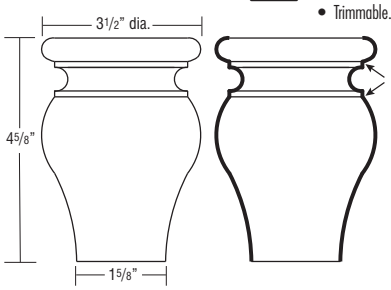

Species Availability

Cherry	Maple	Oak	Laminate	Painted
•	•	•	Painted	•

Finished edges indicated by bold lines on side view drawings.
Glazed edges indicated by arrows on side view drawings.

DESCRIPTION	MODEL	PRICE

DECORATIVE CORBELS & SHELF SUPPORTS

CORBEL, ART 9″

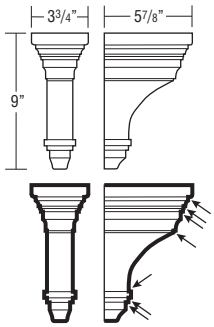

C-ART9 — 826

- Not intended for cabinet or freestanding countertop support. For substantial weight support, use a floor mounted support such as a Decorative Leg.

Species Availability

Cherry	Maple	Oak	Laminate	Painted
•	•	•	Painted	•

CORBEL, CLASSIC REVIVAL, 9″

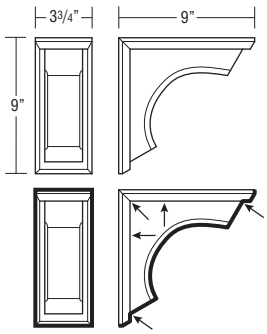

C-CLSREV9 — 826

- Not intended for cabinet or freestanding countertop support. For substantial weight support, use a floor mounted support such as a Decorative Leg.

Species Availability

Cherry	Maple	Oak	Laminate	Painted
•	•	•	Painted	•

CORBEL, SCROLL, 13″

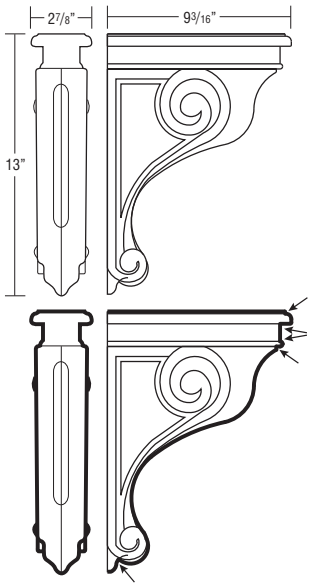

C-SCROLL13 — 886

- Not intended for cabinet or freestanding countertop support. For substantial weight support, use a floor mounted support such as a Decorative Leg.

Species Availability

Cherry	Maple	Oak	Laminate	Painted
•	•	•	Painted	•

CORBEL, MISSION, 9″



C-MIS9 — 809

- Not intended for cabinet or freestanding countertop support. For substantial weight support, use a floor mounted support such as a Decorative Leg.

Species Availability

Cherry	Maple	Oak	Laminate	Painted
•	•	•	Painted	•

DESCRIPTION	MODEL	PRICE

CORBEL, OLD WORLD

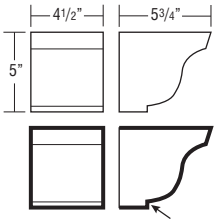

C-OWD5 — 535

- Not intended for cabinet or freestanding countertop support. For substantial weight support, use a floor mounted support such as a Decorative Leg.

Species Availability

Cherry	Maple	Oak	Laminate	Painted
•	•	•	Painted	•

CORBEL, ARTS and CRAFTS OPEN

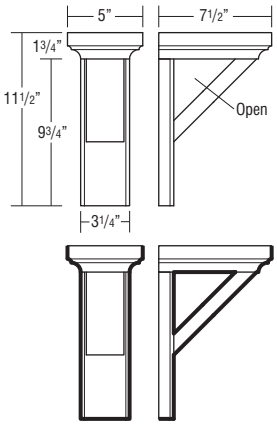

C-ARTCRAFTOP — 588

- Not intended for cabinet or freestanding countertop support. For substantial weight support, use a floor mounted support such as a Decorative Leg.

Species Availability

Cherry	Maple	Oak	Laminate	Painted
•	•	•	Painted	•

CORBEL, SNACK BAR

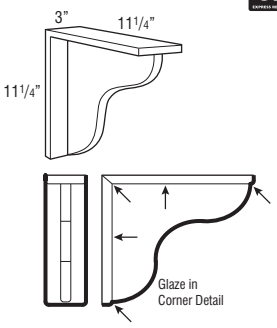

C-SB — 255

- Not intended for cabinet or freestanding countertop support. For substantial weight support, use a floor mounted support such as a Decorative Leg.

Species Availability

Cherry	Maple	Oak	Laminate	Painted
•	•	•	Painted	•

SHELVES

SHELF, FLOATING

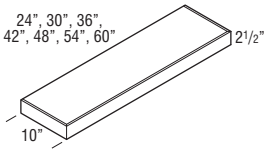

Maximum Weight Capacity per Shelf	
S-FL2410	25 lbs.
S-FL3010	31 lbs.
S-FL3610	37 lbs.
S-FL4210	43 lbs.
S-FL4810	50 lbs.
S-FL5410	56 lbs.
S-FL6010	62 lbs.

S-FL2410	635
S-FL3010	686
S-FL3610	737
S-FL4210	787
S-FL4810	838
S-FL5410	889
S-FL6010	940

- 3/4″ thick solid-wood front, back and ends. 3/8″ thick veneered Medium Density Fiberboard (MDF) top and bottom. When a Paint finish is specified, veneer may not be applied. Front and ends are mitered together.
- Not trimmable.
- Includes wood mounting plate with metal brackets. Once installed, mounting system is fully concealed.

Species Availability

Cherry	Maple	Oak	Laminate	Painted
	•		Painted	•

Finished edges indicated by bold lines on side view drawings.
Glazed edges indicated by arrows on side view drawings.

DESCRIPTION	MODEL	PRICE
SHELF EXTERIOR	**S-E1812**	123
	S-E2412	132
	S-E3012	142
	S-E3612	152
	S-E4812	172
	S-E9612	250

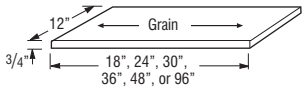

- 3/4″ thick veneered furniture board finished both sides, and front and side edges (back edge is not finished).

Custom Modifications

APC	CD
•	•

Species Availability

Cherry	Maple	Oak	Laminate	Painted
•	•	•	Painted	•

DESCRIPTION	MODEL	PRICE
SHELF KIT To Fit 12″ and 24″ Deep Cabinets	**S-KTW9**	95
	S-KTW12	99
	S-KTW15	103
	S-KTW18	106
	S-KTW21	110
	S-KTW24	114
	S-KTW27	118
	S-KTW30	122
	S-KTW33	126
	S-KTW36	129
	S-KTW39	133
	S-KTW42	137
	S-KTW48	145
	S-KTB9	110
	S-KTB12	114
	S-KTB15	118
	S-KTB18	122
	S-KTB21	126
	S-KTB24	129
	S-KTB27	133
	S-KTB30	137
	S-KTB33	141
	S-KTB36	145
	S-KTB39	148
	S-KTB42	152
	S-KTB48	160

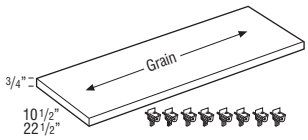

- S-KTW_ _ includes one 10 1/2″ deep shelf, S-KTB_ _ includes one 22 1/2″ deep shelf.
- Each kit includes 8 shelf pegs.
- Specify material when ordering.
- Full Depth Shelves will be shipped separate from the cabinet.

Custom Modifications

APC	CD	MIP
•	•	•

DESCRIPTION	MODEL	PRICE
SHELF KIT, GLASS	**S-KTG1212**	216
	S-KTG1512	224
	S-KTG1812	233
	S-KTG2112	241
	S-KTG2412	249
	S-KTG2712	258
	S-KTG3012	266
	S-KTG3312	274
	S-KTG3612	282

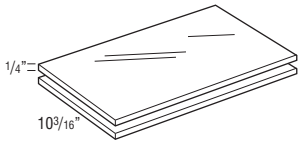

- S-KTG cannot be trimmed.
- Kit includes two 1/4″ glass shelves.
- Example: S-KTG1512 = 13 9/32″ wide x 10 3/16″ deep fits in W1530x12 Deep Cabinet.
- All glass shelf kits will be drop shipped separately from the cabinet order.
- Can support 15 lbs. per square foot.

DESCRIPTION	MODEL	PRICE
SHELF KIT, GLASS	**S-KTGWD24**	430
	S-KTGWD27	448

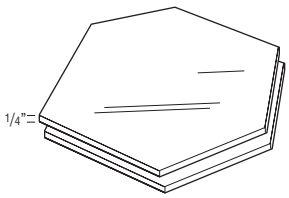

- S-KTGWD cannot be trimmed.
- Kit includes two 1/4″ glass shelves.
- Not available for 12″-27″ high Wall Diagonal Cabinets. Shelf will not fit through door opening.
- All glass shelf kits will be drop shipped separately from the cabinet order.
- Can support 15 lbs. per square foot.

DESCRIPTION	MODEL	PRICE

DECORATIVE HARDWARE — KNOBS AND PULLS

ANTIQUE PEWTER

HKB206AP 23
D: 1 1/4″
P: 1 1/16″

HPL364AP 29
C/C: 3″
L: 4 5/8″
W: 1 7/16″
P: 15/16″

HPL475AP 21
C/C: 3 3/4″
L: 5″
W: 9/16″
P: 1″

BLACK

HKB170B 44
C/C: 1 1/4″
L: 2″
W: 11/16″
P: 1 1/4″
Pairs best with HPL101B

HPL101B 63
C/C: 7″
L: 8″
W: 11/16″
P: 1 1/2″
Pairs best with HKB170B

HKB912B 54
D: 1 1/4″
P: 1 3/16″

D = Diameter
P = Projection (Hardware Depth)
L = Length
W = Width
B = Base
C/C = Center to Center

Installation screws included with each hardware piece.
Breakoff screws available for purchase separately as BRKOFFSCREW, see page 156.
Larger pulls may not be compatible with 5-piece drawer fronts on face frame openings of 9″ wide or less.
See Door Style section for 5-piece drawer front dimensions when specifying decorative hardware.
For color images of decorative hardware, see company web site.

DESCRIPTION	MODEL	PRICE

BLACK (cont'd)

HKB951B 20
L: 1 3/4″
W: 1″
P: 1″
B: 1 1/16″ x 1/2″

HPL952B 39
C/C: 3″
L: 4 1/4″
W: 1 1/2″
P: 11/16″

HPL383B 39
C/C: 5 1/16″
L: 6″
W: 1/2″
P: 1 1/16″

HKB136B 18
L: 1 3/4″
W: 1/2″
P: 1 1/8″
B: 1/2″

HPL130B 20
C/C: 128mm
L: 6 3/8″
W: 7/16″
P: 1 1/8″

HPL132B 33
C/C: 224mm
L: 10″
W: 1/2″
P: 1 3/8″

BLACK IRON

HKB901BI 35
L: 1 7/16″
W: 1 1/4″
P: 1 1/8″
B: 15/16″

HPL902BI 53
C/C: 128mm
L: 6 1/3″
W: 1 1/10″
P: 1 1/16″

DESCRIPTION	MODEL	PRICE
BLACK MIST		
	HKB116BMS L: 1 5/16″ W: 1 1/4″ P: 1 1/8″ B: 3/8″	19
	HPL115BMS C/C: 128mm L: 6 3/8″ W: 1/2″ P: 1″	40
CHROME		
	HKB906C L: 1 1/16″ W: 1 1/16″ P: 1 1/8″ B: 3/8″	54
	HPL905C C/C: 128mm L: 6 3/8″ W: 9/16″ P: 1″	73
	HPL904C C/C: 3 3/4″ L: 5 1/4″ W: 1″ P: 1″	75

DESCRIPTION	MODEL	PRICE
GOLD		
	HKB908G L: 1 1/4″ W: 1 1/4″ P: 1″ B: 3/8″ Pairs best with HPL907G	40
	HPL907G C/C: 160mm L: 6 7/10″ W: 2/5″ P: 1 1/5″ Pairs best with HKB908G	65
	HKB909G L: 1 1/4″ W: 1 1/4″ P: 1 1/8″ B: 3/4″ Pairs best with HPL910G or HPL191G	39
	HPL910G C/C: 224mm L: 9 9/16″ W: 3/4″ P: 1 5/16″ Pairs best with HKB909G or HPL191G	80
	HPL191G C/C: 192mm L: 8 3/8″ W: 3/4″ P: 1 1/4″ Pairs best with HKB909G or HPL910G	73
HAMMERED BRONZE		
	HKB913HBZ L: 1 3/8″ W: 1 3/8″	46

D = Diameter
P = Projection (Hardware Depth)
L = Length
W = Width
B = Base
C/C = Center to Center

Installation screws included with each hardware piece.
Breakoff screws available for purchase separately as BRKOFFSCREW, see page 156.
Larger pulls may not be compatible with 5-piece drawer fronts on face frame openings of 9″ wide or less.
See Door Style section for 5-piece drawer front dimensions when specifying decorative hardware.
For color images of decorative hardware, see company web site.

DESCRIPTION	MODEL	PRICE
SATIN NICKEL (5 DAY)		

HKB123SN 53
C/C: 1 1/4″
L: 2″
W: 3/8″
P: 1 1/2″
Pairs best with HPL102SN

HPL102SN 35
C/C: 7″
L: 8″
W: 3/8″
P: 1 1/2″
Pairs best with HKB123SN

HPL120SN 34
C/C: 160mm
L: 7 1/8″
W: 3/4″
P: 1″
Pairs best with HPL122SN

HPL122SN 63
C/C: 12″
L: 12 3/4″
W: 7/8″
P: 1 3/16″
Pairs best with HPL120SN

HPL105SN 41
C/C: 1″
L: 1 3/4″
W: 1″
P: 1 3/4″
Pairs best with HPL106SN or HPL107SN

HPL106SN 58
C/C: 160mm
L: 7″
W: 1″
P: 1 3/4″
Pairs best with HPL105SN or HPL107SN

HPL107SN 93
C/C: 12″
L: 13″
W: 1″
P: 1 13/16″
Pairs best with HPL105SN or HPL106SN

D = Diameter
P = Projection (Hardware Depth)
L = Length
W = Width
B = Base
C/C = Center to Center

Installation screws included with each hardware piece.
Breakoff screws available for purchase separately as BRKOFFSCREW, see page 156.
Larger pulls may not be compatible with 5-piece drawer fronts on face frame openings of 9″ wide or less.
See Door Style section for 5-piece drawer front dimensions when specifying decorative hardware.
For color images of decorative hardware, see company web site.

DESCRIPTION	MODEL	PRICE
SATIN NICKEL (cont'd) (5 DAY)		

HKB124SN 23
D: 1 1/4″
P: 1 1/8″

HKB118SN 20
L: 1 5/16″
W: 1 5/16″
P: 1 3/16″
B: 7/8″

HKB549SN 21
D: 7/8″
P: 1″

HPL500SN 61
C/C: 5″
L: 5″
W: 5/16″
P: 1 1/4″

HPL630SN 50
C/C: 96mm
L: 4 1/8″
W: 1/2″
P: 1 1/16″

HPL957SN 34
C/C: 3″
L: 4 1/4″
W: 1 1/2″
P: 11/16″

HPL381SN 29
C/C: 5 1/16″
L: 6″
W: 1/2″
P: 1 1/16″

HPL430SN 34
C/C: 5 1/16″
L: 7″
W: 15/32″
P: 1 7/16″

HPL570SN 28
C/C: 5 1/16″
L: 5 7/8″
W: 1/2″
P: 1 3/16″

DESCRIPTION	MODEL	PRICE

STAINLESS STEEL

HKB135SS 18
L: 1 3/4″
W: 1/2″
P: 1 1/8″
B: 1/2″
Pairs best with HPL129SS or HPL131SS

HPL129SS 20
C/C: 128mm
L: 6 3/8″
W: 7/16″
P: 1 1/8″
Pairs best with HPL135SS or HPL131SS

HPL131SS 31
C/C: 224mm
L: 10″
W: 1/2″
P: 1 3/8″
Pairs best with HPL135SS or HPL129SS

HPL141SS 19
C/C: 128mm
L: 7 3/8″
W: 1/2″
P: 1 1/4″
Pairs best with HPL142SS or HPL143SS

HPL142SS 21
C/C: 192mm
L: 9 15/16″
W: 1/2″
P: 1 1/4″
Pairs best with HPL141SS or HPL143SS

HPL143SS 33
C/C: 384mm
L: 17 1/2″
W: 1/2″
P: 1 1/4″
Pairs best with HPL141SS or HPL142SS

D = Diameter
P = Projection (Hardware Depth)
L = Length
W = Width
B = Base
C/C = Center to Center

Installation screws included with each hardware piece.
Breakoff screws available for purchase separately as BRKOFFSCREW, see page 156.
Larger pulls may not be compatible with 5-piece drawer fronts on face frame openings of 9″ wide or less.
See Door Style section for 5-piece drawer front dimensions when specifying decorative hardware.
For color images of decorative hardware, see company web site.

DESCRIPTION	MODEL	PRICE

TUSCAN BRONZE

HKB117TB 20
L: 1 5/16″
W: 1 5/16″
P: 1 3/16″
B: 7/8″
Pairs best with HPL119TB

HPL119TB 50
C/C: 160mm
L: 7 1/8″
W: 3/4″
P: 1″
Pairs best with HKB117TB

HKB137TB 41
D: 1 1/4″
P: 1 1/16″

DECORATIVE HARDWARE - TOUCH LATCH

TOUCH LATCH

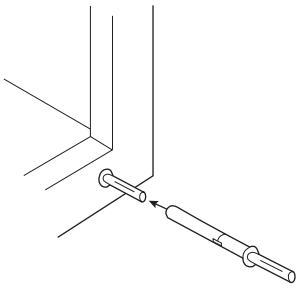

TOUCHLATCH 44

- Nylon gray mechanism with bumper tip.
- Face frame will need to be field drilled for insertion of the TOUCHLATCH, requires 25/64″ (10mm) drill bit.
- Can be field adjusted for door gap depth, no tools required.
- For use on full overlay door styles only.
- Requires a soft touch to open the door, and door must be pushed closed to reset the TOUCHLATCH mechanism.
- Only for use on hinged doors, and can be used without decorative hardware. Not compatible with non-hinged doors. For drawers, pull-outs, and other non-compatible cabinets, HPL105SN and HPL106SN are recommended (see page 148).

TABLE OF CONTENTS – ACCESSORIES

Cabinet Accessories 150
Roll Tray Kits 153
Stain, Paint, & Touch-up Tools 153
Guide Kits and Parts 154
Hinges 155
Doors, Drawer Fronts, and Drawers 156
Miscellaneous Parts 156

DESCRIPTION	MODEL	PRICE
CABINET ACCESSORIES		
CABMAT™ (5 DAY)	**CABMAT30**	419
	CABMAT33	434
	CABMAT36	449

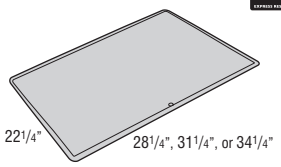

- Designed to capture spills and is removable for cleaning.
- Not trimmable. Can also be used in wider cabinets but will create a small void of unprotected area along the end panels.

CABMAT™ (5 DAY)	**CABMATV24**	375
	CABMATV30	405
	CABMATV36	435

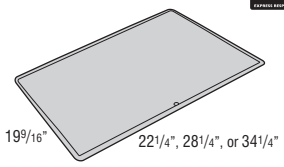

- Designed to capture spills and is removable for cleaning.
- Not trimmable. Can also be used in wider cabinets but will create a small void of unprotected area along the end panels.

DESCRIPTION	MODEL	PRICE
COOKING UTENSIL DIVIDER DIAGONAL (5 DAY)	**CUDD24**	345
	CUDD30	373
	CUDD36	401

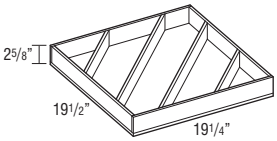

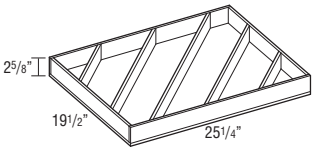

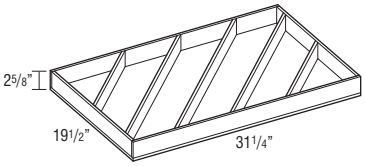

Model	Application
CUDD24	24″ Base
CUDD30	30″ Base
CUDD36	36″ Base

- Pre-assembled natural wood drawer insert (does not fit roll trays).
- Available in 24″ deep cabinets only.
- Only compatible with soft-close wood drawers.

CUTLERY INSERT WOOD (5 DAY)	**CIW15**	240
	CIW18	250
	CIW21	259
	CIW24	269

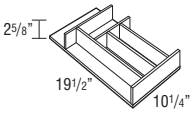

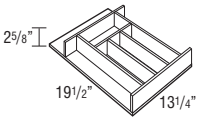

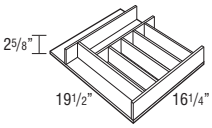

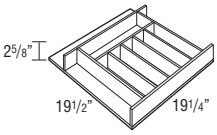

Model	Application
CIW15	15″ Base
CIW18	18″ Base
CIW21	21″ Base
CIW24	24″ Base

- Pre-assembled natural wood drawer insert.

DESCRIPTION	MODEL	PRICE
WOOD TIERED CUTLERY DIVIDER	**WTCD15**	641
	WTCD18	666
	WTCD21	692
	WTCD24	717

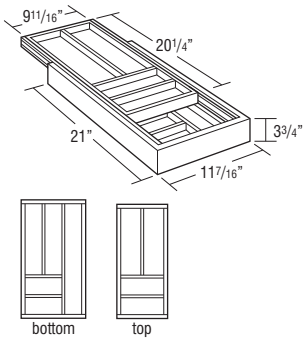

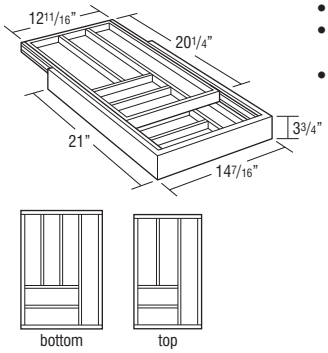

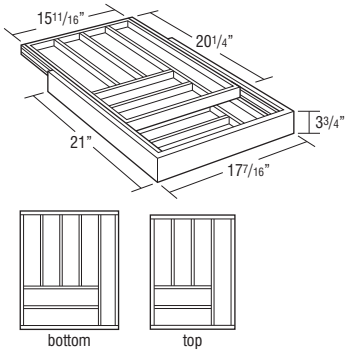

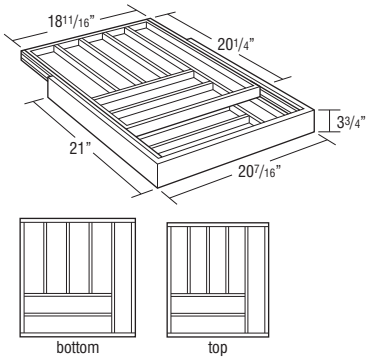

Model	Application
WTCD15	15″ Base
WTCD18	18″ Base
WTCD21	21″ Base
WTCD24	24″ Base

- Replaces standard drawer. Uses existing cabinet member drawer hardware.
- Requires field installation of drawer front.
- For use with 24″ deep cabinets only.
- Exterior WTCD drawer box height is 3 3/4″, interior height of top and bottom tier is 1 3/8″.
- Top divider slides front-to-back.

DESCRIPTION	MODEL	PRICE
STRAIGHT HEAT SHIELD	**STRTHEATSHIELD**	144
	STRTHSHIELDSS	170

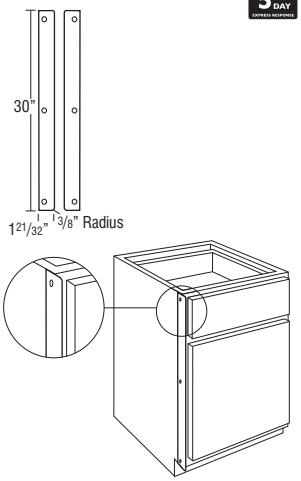

- STRTHEATSHIELD is a pair of 1/16″ thick, white powder coated metal shields.
- STRTHSHIELDSS is a pair of 1/16″ thick, stainless steel metal shields.
- Heat Shield is used to deflect heat from self-cleaning ovens away from cabinet doors and drawer fronts.
- Requires an additional 1/8″ to be added to the manufacturer's recommended space requirement.
- Installs on the side of the face frame of each cabinet adjacent to the oven.

OVEN INSTALLATION KIT	**OCINSTALLKIT**	78

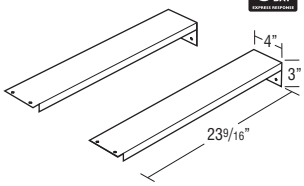

- Recommended for supporting built-in appliances such as ovens, microwaves, and warming drawers. Refer to appliance manufacturer specifications for installation requirements.
- Weight limit is 400 lbs. per pair.

PEG DISH ORGANIZER	**PDO** (8 Pegs & Board)	497
	PDOPOSTS (4 Pegs)	126

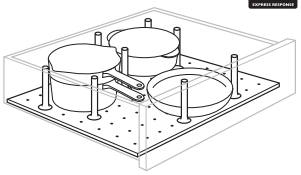

- Recommended for use in 36″ wide Base Two Drawer (B2D) and Base Three Drawer (B3D) cabinets, trimmable for cabinets less than 36″ wide.
- Not recommended for use in roll trays.
- Pegged Board is 19/32″ thick.
- 29 15/16″ x 19 1/2″.
- Pegs are 6″ high.

DESCRIPTION	MODEL	PRICE
SPICE RACK PULL-DOWN, CHROME	**SPD18C**	299

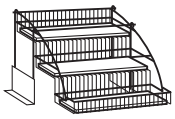

- Spice Rack Pull-down dimensions: 8 15/16″ high x 14 13/16″ wide x 10 5/16″ deep.
- Spice Rack Pull-down requires 3 3/4″ below the bottom edge of the cabinet and 9 1/4″ in front of the cabinet to be fully extended.
- Maximum Weight Capacity: 15 lbs.
- Must be installed on the floor of the cabinet. Cannot be installed on an adjustable shelf.

TIP-OUT TRAY	**TOT15**	135
	TOT18	141

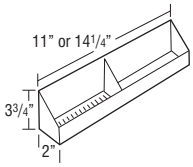

- Kit includes two white plastic trays and one pair of tip-out hinges that attaches to the inside of the false panel.
- One tip-out tray per false panel on cabinets less than 30″ wide and greater than 36″ wide, two tip-out trays attached to one false panel on 30″-36″ wide cabinets.
- Clean using a mild soap and water. Avoid scalding water.
- Tip-out trays are stain resistant, moisture resistant plastic to allow storage of sponges and other cleaning materials.

Model	Size	Application
TOT15	11″w x 2″d x 3 3/4″h	SB30, SB33
TOT18	14 1/4″w x 2″d x 3 3/4″h	SB21, SB24, SB27, SB36, SB39, SB42, SB45

TRAY DIVIDER KIT, CHROME	**TDKC**	76

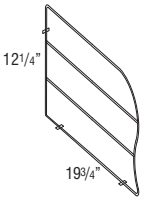

- Includes 1 divider, 3 clips, and 3 screws.
- Tray divider is chrome wire.

DESCRIPTION	MODEL	PRICE
TRAY DIVIDER ROLL-OUT	**TDRO12**	404
	TDRO15	420

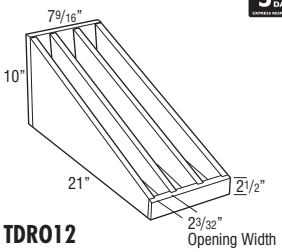

TDRO12

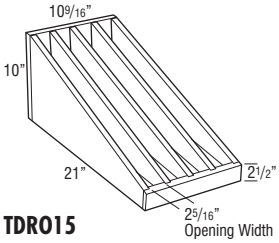

TDRO15

- TDRO12: 2 removable dividers (3 compartments).
- TDRO15: 3 removable dividers (4 compartments).
- Utilizes soft-close undermount guides.
- Installation hardware included.

WINE GLASS HOLDER	**WGH30** (7 slots)	396
	WGH36 (8 slots)	423

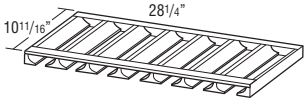

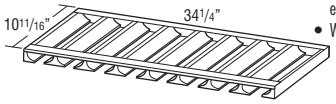

- Maximum wine glass base is 3″ diameter.
- May be trimmed to fit smaller cabinets.
- Designed for installation under a wall cabinet (between end panels and behind face frame).
- Wine Glass Holder is finished.

Species Availability

Cherry	Maple	Oak	Laminate	Painted
•	•	•	Painted	•

ROLL TRAY KITS

ROLL TRAY KIT

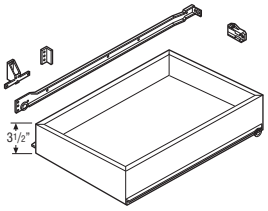

NSCFB

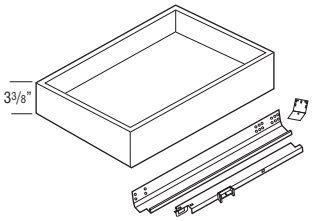

SC

DESCRIPTION	MODEL	PRICE
ROLL TRAY KIT	RTK12SM	249
	RTK15SM	261
	RTK18SM	272
	RTK21SM	284
	RTK24SM	295
	RTK27SM	307
	RTK30SM	318
	RTK33SM	330
	RTK36SM	341
	RTK39SM	353
	RTK45SM	376
	RTK12	289
	RTK15	301
	RTK18	312
	RTK21	324
	RTK24	335
	RTK27	347
	RTK30	358
	RTK33	370
	RTK36	381
	RTK39	393
	RTK45	416

Model	RTK_SM Width	RTK Width	Application
RTK12	7 9/16″	7 3/4″	B12, U12
RTK15	10 9/16″	10 3/4″	B15, B15RT, U15
RTK18	13 9/16″	13 3/4″	B18, B18RT, U18
RTK21	16 9/16″	16 3/4″	B21, B21RT, U21, B42
RTK24	19 9/16″	19 3/4″	B24, B24RT, U24, B48
RTK27	22 9/16″	22 3/4″	B27, B27RT, U27
RTK30	25 9/16″	25 3/4″	B30, B30RT, U30
RTK33	28 9/16″	28 3/4″	B33, B33RT, U33
RTK36	31 9/16″	31 3/4″	B36, B36RT, U36
RTK39	15 1/16″	15 1/4″	B39
RTK45	18 1/16″	18 1/4″	B45

- RTK _ _ SM and RTK include roll tray, roll tray brackets, hardware, screws, and installation instructions.
- Exterior dimensions of roll tray are 21″ deep x 3 3/8″ tall (fits standard 24″ deep cabinet).
- All kits will contain 1 roll tray. For 39″ - 48″ cabinets must order qty of 2 to achieve a roll tray in both cabinet openings.
- RTK _ _ SM for use with NSCFB modification only. RTK _ _ SM guides do not have soft-close feature. RTK _ _ guides have soft-close feature.

Custom Modifications
CD
•

STAIN, PAINT, & TOUCH-UP TOOLS

STAIN & PAINT

DESCRIPTION	MODEL	PRICE
STAIN & PAINT	PAINTQUART	149
	STAINQRTKIT	254
	SSC	81
	SSCCLEAR	81

- Wiping stains can be sprayed at low pressure.
- Specify finish name and wood type when ordering stain.
- PAINTQUART and STAINQRTKIT sold in quarts.
- SSC is a 384 mL aerosol can available in Paints and laminate colors.
- SSCCLEAR is a 384 mL aerosol can in clear.

TOUCH-UP TOOLS

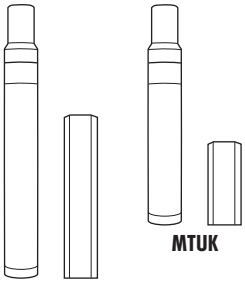

TUK

MTUK

DESCRIPTION	MODEL	PRICE
TOUCH-UP TOOLS	TUK	116
	MTUK	60
	GLAZEPEN	68

- Touch-up Kit includes a full size touch-up marker and a full size fill stick. No glaze pen included with glaze finishes.
- Mini Touch-up Kit includes a small touch-up marker and a small fill stick. No glaze pen included with glaze finishes.
- GLAZEPEN available in glaze colors only.
- GLAZEPEN works on finished doors and does not require a separate top coat.

CABINET CLEANING KIT

DESCRIPTION	MODEL	PRICE
CABINET CLEANING KIT	CABCLEANKIT	66

- Cabinet Cleaning Kit includes one 16 ounce spray bottle of cleaning solution and a small microfiber cloth.
- Safe for use on wood and laminate cabinet surfaces.

GUIDE KITS AND PARTS

DESCRIPTION	MODEL	PRICE
DRAWER GUIDE KIT (5 DAY)	**DGK21D2DDFX**	370
	DGK24D2DDFX	385

- Side-mount progressive full extension guide utilized on all drawers of D2D _ _ 2921FDD cabinets.
- 125 lb. weight capacity per pair.
- Kit includes guide hardware for one drawer box (cabinet and drawer members, mounting rails, and screws).
- Dimension refers to cabinet depth.

	DGKIT12	180
	DGKIT15	187
	DGKIT18	195
	DGKIT21	202
	DGKIT24	209

- Undermount full extension soft-close premium guide utilized on all standard height wood dovetail cabinet drawers and deep drawers.
- 75 lb. weight capacity per pair.
- Kit includes guide hardware for one drawer box (cabinets and drawer members, sockets and screws).
- Dimension refers to cabinet depth.

	DGK18SM	51
	DGK21SM	53
	DGK24SM	55

- SM–Furniture board drawer side-mount guide used on drawers with NSCFB mod.
- 3/4" extension.
- 75 lb. weight capacity per pair.
- Kit includes guide hardware for one drawer box (cabinets and drawer members, sockets and screws)
- Dimension refers to cabinet depth.

	DGKIT12RT	180
	DGKIT15RT	187
	DGKIT18RT	195
	DGKIT21RT	202
	DGKIT24RT	209

- Undermount full extension soft-close premium guide utilized on roll trays.
- 75 lb. weight capacity per pair.
- Kit includes guide hardware for one roll tray (cabinets and drawer members, sockets and screws).
- Dimension refers to cabinet depth.

	DGK18SMRT	51
	DGK21SMRT	53
	DGK24SMRT	55

- Side-mount guide used on roll trays with NSCFB mod.
- 3/4 extension.
- 75 lb. weight capacity per pair.
- Kit includes guide hardware for one roll tray (cabinets and drawer members, sockets and screws).
- Dimension refers to cabinet depth.

DESCRIPTION	MODEL	PRICE
BACK SOCKET (5 DAY)	**BKSOCKET-12D**	64
	BKSOCKET	64
	BKSOCKET-RT	64
	BKSOCKET-SM	64

- BKSOCKET-12D used with soft-close drawer guides and roll tray guides (12″ deep).
- BKSOCKET used with soft-close drawer guides (15-24″ deep).
- BKSOCKET-RT used with soft-close roll tray guides (15-24″ deep).
- BKSOCKET-SM used with side-mount drawer guides (NSCFB mod).
- Sold in pairs.

DRAWER BOX LOCK (5 DAY)	**DGBOXLOCK-12D**	54
	DGBOXLOCKB9-12D	54
	DGBOXLOCK	54
NEW	**DGBOXLOCKRT**	54
	DGBOXLOCKB9	54

- DGBOXLOCK-12D used with soft-close drawer guides (12″ deep).
- DGBOXLOCKB9-12D used with soft-close drawer guides on cabinets with drawers with a face frame opening of 7 1/2" or less (12″ deep).
- DGBOXLOCK used with soft-close drawer guides (15″-24″ deep).
- DGBOXLOCKRT used with soft-close roll tray guides.
- DGBOXLOCKB9 used with soft-close drawer guides on cabinets with drawers with a face frame opening of 7 1/2" or less (15″-24″ deep).
- Sold in pairs.

FALSE PANEL CLIP (5 DAY)	**FALSEPNLCLIP50**	11 /pair
	PFALSEPNLCLIP50	11 /pair

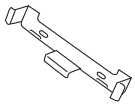

- Clips come in pairs of two.
- Use to secure false front on sink base.

ROLL TRAY BRACKET (5 DAY)	**RTKBRKTSM**	65
	RTKBRKT	63

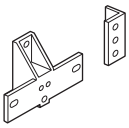

RTKBRKTSM

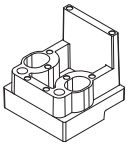

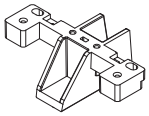

RTKBRKT

- For use with roll tray hardware to prevent interference with door hinges. Also included in roll tray hardware kit.
- RTKBRKTSM for use with roll trays with NSCFB mod.
- RTKBRKT for use with standard roll trays.
- Includes four end panel brackets, two vertical stile brackets, and screws.

DESCRIPTION	MODEL	PRICE
HINGES		
HINGE	**HNG107PO** • Integrated soft-close. • 6-way adjustable. • 1/2″ partial overlay 107° hinge. • For use on all partial overlay cabinets not specified by other hinges. • For use on full overlay styles: Wall and Base Transition Cabinets, Wall Diagonal and Base Cabinets, and 36″ Sink Base Diagonal and Fronts. • Sold in pairs.	40
	HNG107FO • Integrated soft-close. • 6-way adjustable. • Full overlay 107° hinge. • For use on all full overlay cabinets not specified by other hinges. • Sold in pairs.	40
	HNG107FM • Integrated soft-close. • 4-way adjustable. • Full overlay face-mount 107° hinge. • For use on OCS, OCD, OCSMW and 36″-42″ high WMWS cabinets. • Sold in pairs.	40
	HNG107PONSC • 6-way adjustable. • 1/2″ partial overlay 107° hinge • For use on full overlay styles with NSCH modification: Wall and Base Transition Cabinets, Wall Diagonal and Base Cabinets, and 36″ Sink Base Diagonal and Fronts. • Sold in pairs.	29
	HNG107FONSC • 6-way adjustable. • Full overlay 107° hinge. • For use on all full overlay cabinets with NSCH modification and not specified by other hinges. • Sold in pairs.	29
	HNG107FMNSC • 4-way adjustable. • Full overlay face-mount 107° hinge. • For use on OCS, OCD, OCSMW and 36″-42″ high WMWS cabinets with NSCH modification. • Sold in pairs.	15
	HNG90INSCNR • 90° Corner Self-closing Center Hinge • Connects bi-fold doors together. • For use as center hinge on BER and WER cabinets. • Sold in pairs.	104
	HNG170 • 170° Hinge • Connects bi-fold doors to frame. • For use on BSC, BER, and WER cabinets. • Sold in pairs.	89
	HNGMIRROR • Mirror hinge. • For use on VWRM cabinets. • Sold in pairs.	16

DESCRIPTION	MODEL	PRICE
HINGE RESTRICTOR CLIP	**HNGRESCLIP** • For use in applications with cabinets installed at varying depths to prevent the door damage caused by opening into an adjacent cabinet. • Restricts hinges to 86° opening capability. • Works only with the HNG107PO and HNG107FO. • Not recommended for cabinets with roll trays specified in partial overlay styles. • Sold in pairs.	16
HINGE SHIM	**HNGSHIMSIDE5** • Install between the face frame and hinge to allow additional adjustment of doors. Can be used to reduce gap between butt doors. • Each shim is 1/32″ thick and can be stacked to achieve desired overlay reduction. • Pack of 5 metal shims. • Compatible with all hinges except face-mount.	23
	NEW **HNGSHIMDEP5** • Intended for door adjustment in field to reduce appearance of a slight warp in a door. Insert against the door, behind cup of hinge, opposite of warp. • HNGSHIMDEP5 sold in packs of five.	23

DESCRIPTION	MODEL	PRICE

DOORS, DRAWER FRONTS AND DRAWERS

PART, REPLACEMENT DOOR (5 DAY EXPRESS RESPONSE)	**Standard Door Size, 18″ High or Less**	377
	Standard Door Size, 21″ to 30″ High	472
	Standard Door Size, 33″ or Higher	663
	Standard Door Size, No Hinge Route 18″ High or Less	377
	Standard Door Size, No Hinge Route, 21″ to 30″ High	472
	Standard Door Size, No Hinge Route, 33″ or Higher	663
PART, REPLACEMENT DRAWER FRONT	**Any Drawer Front Only**	174

- All applicable modification and premium finish upcharges will apply.
- Door heights are based on full overlay for equivalent applications.
- Backs of "NO HINGE ROUTE" doors may have identification marks, be unfinished, and have 3/16" diameter holes used during finish processing. For these reasons, these doors are not suitable for use as cabinet doors.

PART, REPLACEMENT DRAWER (5 DAY EXPRESS RESPONSE)	**Complete Drawer**	278
	Drawer Box Only	248

- All applicable modification and premium finish upcharges will apply.
- Complete Drawer and Drawer Box Only do not include drawer guides. They must be ordered separately.

MISCELLANEOUS PARTS

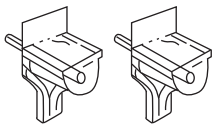

SHELFPEGS

(5 DAY EXPRESS RESPONSE) **BRKOFFSCREW** (pkg. 25)	8
INSTALLSCR4 (pkg. 4)	6
INSTALLSCREWS (pkg. 100)	25
GLSINSCLIPADJ	25
BUMPERPADS (pkg. 25)	10
SHELFPEGS (pkg. 24)	15

- BRKOFFSCREW is a pack of 25 breakaway screws for use with decorative hardware pulls and knobs.
- INSTALLSCR4 and INSTALLSCREWS are screws for cabinet installation through the cabinet back to the wall studs (includes a pack of 4 or 100).
- GLSINSCLIPADJ: 6 retainer clips and a variety of rubber feet for use with glass inserts in mullion and cut-for-glass doors. For use on all laminate doors only.
- SHELFPEGS are 3mm steel pins with clear plastic shoulders.

Description	Code	Page Number
Angled Fluted/Plain Reversible Fillers	FAR	125
Back Socket	BKSOCKET	154
Base	B	64
Base Angle End Double 135°	BAED24	78
Base Blind Reduced Width	BBRW	75
Base Box Column Filler	BBCF	125
Base Box Column Pull-out	BBC.PO	82
Base Box Column Pull-out w/Overlay	BBC.POOL	82
Base Cubby Vertical	BCUBV6	81
Base Diagonal	BD36	76
Base Diagonal w/Lazy Susan, Plywood	BD36LSPW	76
Base Easy Reach	BER	76
Base Easy Reach w/Lazy Susan, Plywood	BER..LSPW	77
Base Easy Reach w/Pole Lazy Susan, White	BER36PLS	75
Base End Panel Pole Lazy Susan	BEPPLS	128
Base End Panel w/Attached Filler	BEP	128
Base End Panel w/Attached Filler	BEPF	129
Base End Skin	BES	126
Base End Skin w/Single Decorative Door	BESDD	131
Base Four Drawer	B4D	80
Base Four Drawer w/Wood Tiered Cutlery Divider	B4D..WTCD	80
Base Microwave Shelf	BMWS	84
Base Microwave Shelf w/Deep Drawer	BMWS..DD	84
Base Microwave w/Deep Drawer Trimmable	BMW..DDT	83
Base Oven Cut-out Trimmable	BOC..T	83
Base Overlay Filler	BOL	124
Base Panel w/Filler Attached, Furniture Ends	BEPF..FPE	130
Base Pantry Pull-out	BPP	81
Base Pantry Pull-out w/Utensil Canisters	BPP.U	82
Base Pantry Pull-out w/Utensil Canisters, Knife Block	BPP..UK	82
Base Peninsula Blind	BPB24	84
Base Peninsula Blind, Full Height Door	BPB24FH	84
Base Range Drop-in	BRD36	83
Base Range Drop-in, Two Drawers	BRD2D36	79
Base SuperCabinet™	BSC..	66
Base Three Drawer	B3D	79
Base Three Drawer w/Wood Tiered Cutlery Divider	B3D..WTCD	79
Base Transition	BTR	78
Base Two Drawer	B2D	78
Base Two Drawer w/Roll Tray	B2D..RT	79
Base w/Full Height Door	B.FH	65
Base w/Mixer Shelf, Full Height Door	B..MIXFH	68
Base w/Roll Trays	B..RT	66
Base w/Tray Divider	B.TD	67
Base w/Tray Divider Roll-out	B..TDRO	67
Base w/Tray Divider, Full Height Door	B.TDFH	68
Base Wastebasket	BWB, BWBD	80
Base Wastebasket, Full Height Door	BWB..FH, BWBD..FH	81
Blower	BLOWER	62
Bumper Pad	BUMPERPADS	156
Cabinet Cleaning Kit	CABCLEANKIT	153
CabMat™	CABMAT, CABMATV	150
Conversion	CONVERSION	62
Cooking Utensil Divider Diagonal	CUDD	150
Corbel, Art and Crafts Open	C-ARTCRAFTOP	144
Corbel, Art, 9	C-ART9	144
Corbel, Classic Revival, 9	C-CLSREV9	144
Corbel, Mission, 9	C-MIS9	144
Corbel, Old World	C-OWD5	144
Corbel, Scroll, 13	C-SCROLL13	144
Corbel, Snack Bar	C-SB	144
Cutlery Insert Wood	CIW	150
Decorative Hardware	HKB, HPL	146
Desk	D	108
Desk Leg, Wood	DDL29WD	130
Desk Organizer	DORG	56
Desk Three Drawer	D3D	108
Desk Two Drawer w/File Drawer Double	D2D……FDD	108
Desk Under-counter Drawer	DUCD	109, 120
Desk Under-counter Drawer Trimmable	DUCDT	109, 120
Desk w/File Drawer	D……FD	108
Drawer Box Lock	DGBOXLOCK	154
Drawer Guide Kit	DGK..D2DDFX. DGKIT, DGK..SM, DGK..SMRT	154
False Panel Clip	FALSEPNLCLIP50, PFALSEPNLCLIP50	154
Filler	F	123
Filler Corner	FC330	123
Filler Full Height	F...FH	123
Filter Charcoal	FILTERCHAR	62
Foot, Craftsman	FT-CRAFT	143
Foot, Kensington	FT-KENS	143
Foot, Lille	FT-LI	143
Foot, Tapered 2-Sided	FT-TP2S	143
Foot, Tulip	FT-TULIP	143
Foot, Tulip Toekick	FT-TULIPTK	143
Furniture Base Drawer	FB1D	110
Furniture Drawer	F1D	109
Furniture Tall Bookcase	FTBK	107
Furniture Wall Bookcase	FWBK	106
Glass Insert Clips	GLSINSCLIPADJ	156
Glaze Pen	GLAZEPEN	153
Hinge	HNG	155
Hinge Restrictor Clip	HNGRESCLIP	155
Hinge Shim	HNGSHIMSIDE5, HNGSHIMDEP5	155
Leg, Empire	L-EMPIRE	142
Leg, English Country	L-ENGCNTY	142
Leg, English Country, 5_	L-ENGCNTY5	140
Leg, Estate Small	L-ESTATES	140
Leg, Metro, 3_	L-METRO3	141
Leg, Mission	L-MIS	141
Leg, Spool	L-SPOOL	142
Leg, Square, 3	L-SQ3	141
Leg, Square, 5	L-SQ5	142
Leg, Square,4	L-SQ4	141
Leg, Tapered 2-Sided	L-TP2S	141
Leg, Tapered 4 Sided	L-TP4S	141
Leg, Turned Post	L-TURNEDPOST	142
Linen w/Drawer	L1D….ALV, L1D	121
Linen w/Drawer, Removable Hamper	L1D1884H	121
Mini Touch Up Kit	MTUK	153
Moulding Stack	M-ST	132
Moulding, Baseboard Furniture	M-BBFR8	138
Moulding, Baseboard Shaker	M-BBSHKR8	138
Moulding, Baseboard Traditional	M-BBTR8	138
Moulding, Batten	M-BATTEN8	137
Moulding, Batten Small	M-BATTENS8	137
Moulding, Countertop Edge Traditional	M-CTET8	137
Moulding, Crown Classic Tall w/Cleat	M-CRCLST8C	135
Moulding, Crown Cornice Tall w/Cleat	M-CRCOT8C	135
Moulding, Crown Cove Small	M-CRCOVES8	135
Moulding, Crown Cove w/Cleat	M-CRCOVE8C	135
Moulding, Crown Insert	M-CRINS8	135
Moulding, Crown Shaker	M-CRSHKR8	135
Moulding, Crown Small	M-CRS8	136
Moulding, Crown Solid Wood Tall	M-CRSWT8	136
Moulding, Crown Starter Shaker w/Cleat	M-CRSTRS8C	137
Moulding, Crown Starter Soffit Filler w/Cleat	M-CRSSF8C	137

Description	Code	Page Number
Moulding, Crown Starter w/Cleat	M-CRSTR8C	137
Moulding, Crown Straight Angle	M-CRSA8	135
Moulding, Crown Straight Angle Small w/Cleat	M-CRSAS8C	135
Moulding, Crown Straight Angle Tall w/Cleat	M-CRSAT8C	135
Moulding, Crown Straight Angle w/Cleat	M-CRSA8C	135
Moulding, Crown Traditional	M-CRTR8	136
Moulding, Crown Traditional Medium	M-CRTRM8	135
Moulding, Crown Traditional Small	M-CRTRS8	136
Moulding, Crown Victorian	M-CRV8	136
Moulding, Inside Corner	M-IC8	139
Moulding, Large Outside Corner D	M-LOSCD8	139
Moulding, Library	M-LBR8	137
Moulding, Light Rail	M-LR8	139
Moulding, Light Rail Baffle	M-LRB8	139
Moulding, Light Rail Cabinet Panel Edge	M-LRCPE8	137
Moulding, Light Rail Cabinet Panel Edge Square	M-LRCPES8	138
Moulding, Light Rail Cap	M-LRCAP8	138
Moulding, Light Rail Furniture Base	M-LRFB8	139
Moulding, Light Rail Small	M-LRS8	139
Moulding, Light Rail Valley Forge	M-LRVFR8	139
Moulding, Mirror Frame	M-MF8	137
Moulding, Ogee	M-OGEE8	137
Moulding, Outside Corner	M-OC8	139
Moulding, Outside Corner Angled 135°	M-OCA8	139
Moulding, Quarter Round	M-QR8	139
Moulding, Scribe	M-SCRIBE8	137
Moulding, Shoe	M-SHOE8	139
Moulding, Single Bead Edge	M-SBE8	137
Moulding, Soffit A	M-SOFFITA8	139
Moulding, Soffit E	M-SOFFITE8	139
Moulding, Soffit T	M-SOFFITT8	138
Moulding, Toekick Cap	M-TKC	138
Moulding, Toekick, Laminate White	M-TK8LW	138
Moulding, Toekick, Wood	M-TK8WD	138
Moulding, Triple Bead Edge	M-TBE8	138
Moulding, Triple Bead Pilaster	M-TBP8	138
Oven Cabinet Double Trimmable	OCD….T	99
Oven Cabinet Double w/Deep Drawer Trimmable	OCD….DDT	101
Oven Cabinet Double w/Deep Drawer, Narrow Stile	OCD….DDN	102
Oven Cabinet Double w/Narrow Stile	OCD….N	100
Oven Cabinet Single Trimmable	OCS….T	97
Oven Cabinet Single w/Microwave, Deep Drawer Trimmable	OCSMW….DDT	103
Oven Cabinet Single w/Microwave, Deep Drawer, Narrow Stile	OCSMW….DDN	104
Oven Cabinet Single w/Narrow Stile	OCS….N	98
Oven Installation Kit	OCINSTALLKIT	151
Overlay Filler Modified Full Overlay	OLMFO	124
Paint Quart	PAINTQUART	153
Panel	PNL	127
Peg Dish Organizer	PDO, PDOPOSTS	151
Roll Tray Kit	RTK	153
Roll Tray Kit Plug in Bracket	RTKBRKTSM, RTKBRKT	154
Roll Tray Kit, Side-mount	RTK..SM	153
Screw Breakoff	BRKOFFSCREW	156
Screw Installation	INSTALLSCR4, INSTALLSCREWS	156
Shelf Kit, Base	S-KTB	145
Shelf Kit, Glass	S-KTG	145
Shelf Kit, Wall	S-KTW	145
Shelf Peg	SHELFPEGS	156
Shelf, Exterior	S-E	145
Shelf, Floating	S-FL	144
Sink Base	SB	68
Sink Base Diagonal	SBD	72
Sink Base Diagonal Bottom Panel Only	SBDBPNL	72
Sink Base Diagonal w/Angled Ends Front Only	SBD..FRT	72
Sink Base SuperCabinet™ w/Tip-out Tray	SBSC36TO	71
Sink Base SuperCabinet™ w/Tip-out Tray, CabMat™	SBSC36TOCM	71
Sink Base w/CabMat™	SB..CM	69
Sink Base w/Tall Apron	SBTA	73
Sink Base w/Tall Apron w/CabMat™	SBTA..CM	73
Sink Base w/Tip-out Tray	SB..TO	69
Sink Base w/Tip-out Tray w/CabMat™	SB..TOCM	70
Spice Rack Pull-down, Chrome	SPD18C	152
Spray Can	SSC	153
Spray Can, Clear	SSCCLEAR	153
Stain Quart Kit	STAINQRTKIT	153
Straight Heat Shield	STRTHEATSHIELD, STRTHSHIELDSS	151
Tall Box Column Filler	TBCF	126
Tall End Panel	TEP	128
Tall End Panel w/Attached Filler	TEPF	129
Tall End Panel w/Attached Filler, Furniture Ends	TEPF..FPE	130
Tall End Skin	TES	127
Tall End Skin w/Single Decorative Door	TESDD	131
Tall Overlay Filler	TOL	124
Tall Wall End Panel	TWEP	128
Tall Wall End Skin	TWES	127
Tip-out Tray	TOT	152
Touch Latch	TOUCHLATCH	149
Touch Up Kit	TUK	153
Tray Divider Kit, Chrome	TDKC	152
Tray Divider Roll-out	TDRO	152
Universal Access Base	UAB	86
Universal Access Base Easy Reach w/ Lazy Susan, Plywood	UAB36LS..PW	87
Universal Access Base Microwave Shelf w/ Deep Drawer	UABMWS30DD	88
Universal Access Base Three Drawer	UAB3D	88
Universal Access Sink Base	UASB	86
Universal Access Sink Base w/Removable Front	UASBRF	86
Universal Access Vanity Sink Base w/ Angled Knee Space	UAVSBAKS	88
Universal Access Vanity Sink Base w/ Removable Cabinet	UAVSBRC	88
Utility	U	93
Utility w/Roll Trays	U….RT	95
Utility Wall	UW	90
Valance, Arch	VAL.A	140
Valance, Furniture	VAL.F	140
Valance, Raised Panel Arch	VAL.RPA	140
Valance, Recessed Panel Straight	VAL.P	140
Vanity Base	VB	113
Vanity Base Four Drawer	VB4D	114
Vanity Base Three Drawer	VB3D	114
Vanity Collection A w/Two Drawers	VCA2	114
Vanity Collection A w/Two Narrow Drawers	VCA2N	114
Vanity Collection C w/Three Drawer Base	VCC3	114
Vanity Collection C w/Three Drawer Base, False Panel	VCC3D..FP	118
Vanity Collection D w/Six Drawers	VCD6D	119
Vanity Collection E	VCE	115
Vanity Desk Leg	VDL32WD	130
Vanity Mirror	VM	122
Vanity Sink Base	VSB	112
Vanity Wall	VW24306	121
Vanity Wall Mirror	VW24305M	122
Vanity Wall Recessed Medicine w/Mirror	VWRM16274M	122
Vanity Wall Recessed Medicine w/Mirror Tri-view	VWRM….MTV	122
Vanity Wall w/Open Shelf	VW273090S	121

Description	Code	Page Number
Wall	W	32
Wall Angle End	WAE	51
Wall Appliance Garage	WAG	53
Wall Blind	WB	46
Wall Box Column Filler	WBCF	125
Wall Box Column Pull-out	WBC.30PO	53
Wall Box Column Pull-out w/Overlay	WBC.30POOL	54
Wall Cubby Horizontal	WCUBH	55
Wall Diagonal	WD	47
Wall Diagonal Appliance Garage	WDAG	53
Wall Diagonal Stacked	WDST	48
Wall Diagonal w/Lazy Susan, Plywood	WD24 .. LSPW	49
Wall Easy Reach	WER	50
Wall End Panel	WEP	128
Wall End Shelf Radius w/Square Top and Bottom	WESRSTB	51
Wall End Skin	WES	126
Wall End Skin w/Single Decorative Door	WESDD	131
Wall Message Center	WMC	56
Wall Microwave Shelf	WMWS	51
Wall Microwave Trimmable	WMW.....T	52
Wall Overlay Filler	WOL	124
Wall Spice Pull-out	WSP	54
Wall Stacked	WST	43
Wall Three Drawer	W3D	45
Wall Top Hinge	WTH	33
Wall Wine Lattice	WWL	55
Wall Wine X	WWX	55
Wine Glass Holder	WGH	152
Wood Hood Artisan Square	WHASQ	57
Wood Hood Canopy Batten Straight	WHCBS	61
Wood Hood Canopy Square	WHCSQ	60
Wood Hood Canopy Tapered	WHCTP	60
Wood Hood Chimney	WHC	59
Wood Hood Chimney Tall	WHCT	59
Wood Hood Craftsman Straight	WHCRFST	57
Wood Hood Shiplap Chimney	WHSLPC	59
Wood Hood Shiplap Tapered	WHSLPTP	59
Wood Hood Signature Mantel	WHSGM	58
Wood Hood Simple Chimney	WHSMC	60
Wood Hood Simple Tapered	WHSMTP	60
Wood Hood Square	WHSQ	58
Wood Hood Square Flat Panel	WHSQFP	58
Wood Hood Waterfall	WHWFL	57
Wood Tiered Cutlery Divider	WTCD	151

Code	Page Number
B	64
B..MIXFH	68
B..RT	66
B..TDRO	67
B.FH	65
B.TD	67
B.TDFH	68
B2D	78
B2D..RT	79
B3D	79
B3D..WTCD	79
B4D	80
B4D..WTCD	80
BAED24	78
BBC.PO	82
BBC.POOL	82
BBCF	125
BBRW	75
BCUBV6	81
BD36	76
BD36LS..PW	76
BEP	128
BEPF	129
BEPF..FPE	130
BEPPLS	128
BER	76
BER..LSPW	77
BER36PLS	75
BES	126
BESDD	131
BKSOCKET	154
BLOWER	62
BMW..DDT	83
BMWS	84
BMWS..DD	84
BOC..T	83
BOL	124
BPB24	84
BPB24FH	84
BPP	81
BPP..UK	82
BPP.U	82
BRD2D36	79
BRD36	83
BRKOFFSCREW	156
BSC30PR	66
BSC30RP	66
BSC36PRP	66
BTR	78
BUMPERPADS	156
BWB, BWBD	80
BWB..FH, BWBD..FH	81
C-ART9	144
C-ARTCRAFTOP	144
C-CLSREV9	144
C-MIS9	144
C-OWD5	144
C-SB	144
C-SCROLL13	144
CABCLEANKIT	153
CABMAT, CABMATV	150
CIW	150
CONVERSION	62
CUDD	150
D	108
D…...FD	108
D2D…...FDD	108
D3D	108
DDL29WD	130
DGBOXLOCK	154
DGK, DGKIT	154
DORG	56
DUCD	109, 120
DUCDT	109, 120
F	123
F...FH	123
F1D	109
FALSEPNLCLIP50	154
FAR	125
FB1D	110
FC330	123
FILTERCHAR	62
FT-CRAFT	143
FT-KENS	143
FT-LI	143
FT-TP2S	143
FT-TULIP	143
FT-TULIPTK	143
FTBK	107
FWBK	106
GLAZEPEN	153
GLSINSCLIPADJ	156
HKB, HPL	146
HNG	155
HNGRESCLIP	155
HNGSHIMSIDE5, HNGSHIMDEP5	155
INSTALLSCR4, INSTALLSCREWS	156
L-EMPIRE	142
L-ENGCNTY	142
L-ENGCNTY5	140
L-ESTATES	140
L-METRO3	141
L-MIS	141
L-SPOOL	142
L-SQ3	141
L-SQ4	141
L-SQ5	142
L-TP2S	141
L-TP4S	141
L-TURNEDPOST	142
L1D….ALV,L1D	121
L1D1884H	121
M-BATTEN8	137
M-BATTENS8	137
M-BBFR8	138
M-BBSHKR8	138
M-BBTR8	138
M-CRCLST8C	135
M-CRCOT8C	135
M-CRCOVE8C	135
M-CRCOVES8	135
M-CRINS8	135
M-CRS8	136
M-CRSA8	135
M-CRSA8C	135
M-CRSAS8C	135
M-CRSAT8C	135
M-CRSHKR8	135
M-CRSSF8C	137
M-CRSTR8C	137
M-CRSTRS8C	137
M-CRSWT8	136
M-CRTR8	136
M-CRTRM8	135
M-CRTRS8	136
M-CRV8	136
M-CTET8	137
M-IC8	139
M-LBR8	137
M-LOSCD8	139
M-LR8	139
M-LRB8	139
M-LRCAP8	138
M-LRCPE8	137
M-LRCPES8	138
M-LRFB8	139
M-LRS8	139
M-LRVFR8	139
M-MF8	137
M-OC8	139
M-OCA8	139
M-OGEE8	137
M-QR8	139
M-SBE8	137
M-SCRIBE8	137
M-SHOE8	139
M-SOFFITA8	139
M-SOFFITE8	139
M-SOFFITT8	138
M-ST	132
M-TBE8	138
M-TBP8	138
M-TK8LW	138
M-TK8WD	138
M-TKC	138
MTUK	153
OCD….DDN	102
OCD….DDT	101
OCD….N	100
OCD….T	99
OCINSTALLKIT	151
OCS….N	98
OCS….T	97
OCSMW….DDN	104
OCSMW….DDT	103
OLMFO	124
PAINTQUART	153
PDO, PDOPOSTS	151
PFALSEPNLCLIP50	154
PNL	127
RTK	153
RTK..SM	153
RTKBRKTSM, RTKBRKT	154
S-E	145
S-FL	144
S-KTB	145
S-KTG	145
S-KTW	145
SB	68
SB..CM	69
SB..TO	69
SB..TOCM	70
SBD	72
SBD..FRT	72
SBDBPNL	72
SBSC36TO	71
SBSC36TOCM	71
SBTA	73
SBTA..CM	73
SHELFPEGS	156
SPD18C	152
SSC	153
SSCCLEAR	153
STAINQRTKIT	153
STRTHEATSHIELD, STRTHSHIELDSS	151
TBCF	126
TDKC	152
TDRO	152
TEP	128
TEPF	129
TEPF..FPE	130
TES	127
TESDD	131
TOL	124
TOT	152
TOUCHLATCH	149
TUK	153
TWEP	128
TWES	127
U	93
U….RT	95
UAB	86
UAB36LS..PW	87
UAB3D	88
UABMWS30DD	88
UASB	86
UASBRF	86
UAVSBAKS	88
UAVSBRC	88
UW	90
VAL.A	140
VAL.F	140
VAL.P	140
VAL.RPA	140
VB	113
VB3D	114
VB4D	114
VCA2	114
VCA2N	114
VCC3	114
VCC3D..FP	118
VCD6D	119
VCE	115
VDL32WD	130
VM	122
VSB	112
VW24305M	122
VW24306	121
VW273090S	121
VWRM….MTV	122
VWRM16274M	122
W	32
W3D	45
WAE	51
WAG	53
WB	46
WBC.30PO	53
WBC.30POOL	54
WBCF	125
WCUBH	55
WD	47
WD24 .. LSPW	49
WDAG	53
WDST	48
WEP	128
WER	50
WES	126
WESDD	131
WESRSTB	51
WGH	152
WHASQ	57
WHC	59
WHCBS	61
WHCRFST	57
WHCSQ	60
WHCT	59
WHCTP	60
WHSGM	58
WHSLPC	59
WHSLPTP	59
WHSMC	60
WHSMTP	60
WHSQ	58
WHSQFP	58
WHWFL	57
WMC	56
WMW…...T	52
WMWS	51
WOL	124
WSP	54
WST	43
WTCD	151
WTH	33
WWL	55
WWX	55

Schrock™
entra™ series

Dear Schrock™ Entra™ Customer,

Congratulations on your selection of Schrock Entra cabinetry in a Painted Hardwood or Painted Hardwood with Glaze finish. Because of its unique characteristics, this finish is quite different from other cabinetry finishes you may be familiar with. Your satisfaction is important to Schrock Entra, and we want you to fully understand the characteristics that make painted finishes so distinctive.

It is important to realize that the beauty of wood cabinetry comes from the natural qualities of wood itself. Schrock Entra utilizes only select solid hardwoods and veneers. The beauty of these genuine woods lies in the variation of the grain. The textures of those natural grain patterns often remain visible with Painted Hardwood finishes and should be accepted as inherent characteristics when selecting painted cabinetry.

Seam lines and hairline cracking at stile, rail and panel joints are a normal characteristic of painted finishes and should not be considered a reason for product replacement. When ordering Painted Hardwood 5-piece styles, the door's center panel will be constructed of MDF material. Over time, there may be a slight color shift in the Painted Hardwood finish due to the continued exposure to natural and artificial light sources. We mention these characteristics because neither Schrock Entra nor your Schrock Entra dealer can be responsible for these conditions and variations.

Example of front joint separation

Example of front joint separation

Example of end joint separation

Accordingly, we ask that the following agreement be signed for Painted Hardwood Finish orders.

I have read the foregoing and find the characteristic variations of Painted Hardwood finish to be desirable.
As such, I agree not to hold Schrock Entra and/or the Schrock Entra dealer listed below responsible in the event that these characteristics are later found by me to be less desirable than I had expected.

Customer Signature

Customer Name (please print)

Dealer Signature

Dealer Name (please print)

Dealer Purchase Order Number

Effective September 15, 2025

POLICIES/INFORMATION

DISCONTINUED PRODUCT POLICY

60 days minimum notice to reps and customers announcing the discontinuation of a product line.

Product will no longer be available for order after the discontinuation date. Only warranty orders will be considered. Even with warranty orders we will have the option to replace customer's defective product with the same discontinued product they originally purchased, or replace all doors originally ordered with a current product that is similar in appearance.

EXPRESS RESPONSE™ PROGRAM - GUIDELINES

OUR COMMITMENT TO DESIGNERS AND CUSTOMERS

PURPOSE

The Express Response program is used to expedite orders when customers need product faster than normal lead-time to correct problems with an existing order. Below is an overview of the Express Response program and what you can expect from our commitment to superior service.

EXPRESS RESPONSE GUIDELINES

- Eligible orders must be associated with a previous order number.
- Lead time calculation is based on receipt of a clean order. Clean orders are orders in which all information is provided and accurate.
- There is no additional upcharge for Express Response.
- There are no cancellations or returns once an Express Response order is received.
- Due to the nature of Special Product Requests and appliance panels, they are excluded from Express Response and will be processed as a standard lead-time order.
- Express Response is available within the continental United States. Should Alaska, Hawaii or international shipments be required, customer service representatives are ready to assist by providing shipping information and determining lead times.

QUESTIONS?

Contact Customer Service for estimated lead times.

CABINET INSTALLATION INSTRUCTIONS

https://www.masterbrandcabinets.com/installation

HUMIDIFICATION

https://www.masterbrandcabinets.com/humidification

CABINET CARE AND CLEANING

https://www.masterbrandcabinets.com/care-and-cleaning

WARRANTY

Schrock™ Entra™ Series has a Limited Lifetime Warranty. For terms and conditions, please visit: https://www.schrock.com/warranty.

WOOD DUST WARNING

When cutting, sanding, sawing, or shaping cabinets or wood products, you are likely to generate wood dust. For your own safety, we recommend that you wear a protective mask to prevent breathing wood dust. We also recommend eye protection to avoid injury by flying wood chips or sawdust during cabinet installation.

CERTIFICATIONS

Learn more at masterbrandcabinets.com/certifications.

TERMS AND CONDITIONS

SCHROCK™ ENTRA™ CABINETS LIFETIME LIMITED WARRANTY AND GENERAL INFORMATION

Prices and specifications in material, construction and design are subject to change without notice as conditions require, or as improvements are developed.

All orders are subject to credit approval.

To avoid errors, orders should be filled out on Schrock Entra Cabinet forms.

All cabinets are manufactured to individual order and cannot be cancelled or changed after manufacturing has begun. Cycle ship orders cannot be changed after the cut-off date.

Returns will not be accepted without prior written authorization.

Schrock Entra cabinets carry a Lifetime Limited Warranty. This limited warranty does not cover misuse*, improper storage, improper installation, labor costs or defects incurred during installation, storage or transportation. We reserve the right to repair or replace any defective material after field inspection by our representative. For complete warranty details, please refer to the Schrock Entra Warranty Document.

A product count and inspection must be performed before signing the Bill of Lading. Shortage, obvious damage and occurrences of mishandling must be noted on the Bill of Lading before it is signed. Replacement orders must then be made with Schrock Entra Customer Service. A signed Bill of Lading with no notations will indicate a complete and damage free shipment.

Sales are only to approved, authorized accounts.

Please make reference to the cabinet selection guide for information pertaining to characteristics of wood. This information will tell you the reactions that natural woods might develop under certain conditions after product is finished.

NOTES

NOTES

NOTES

NOTES

NOTES

Schrock™
Uniquely yours.™

DESIGNER PHOTO SUBMISSION

CALL FOR ENTRIES!

Don't miss out on the opportunity to have your design work featured on MasterBrand's website, social media, literature and beyond. We want to promote you by spotlighting your design talent.

Submission is simple via the Schrock Brand Portal on MasterBrand Connect.

TIPS AND REQUIREMENTS:

- A brief tutorial is available on Connect to navigate you through the simple submission tool.
- The submission form is within the Brand Portal section on Connect.
- A 'consent for use' form is required for each submission and is also available on Connect.
- Image quality, size, and theme will be taken into consideration for specific usability.
- Submission of media does not guarantee public use, but all submissions are reviewed for consideration and may be used internally.

HOW TO TAKE A BEAUTIFUL PHOTO

Taking a post worthy in-home photo with your mobile device can be simple! For helpful tips and tricks on lighting, exposure, and getting the right angle, visit MasterBrand Connect to view our valuable reference guide.

Connect™

Share your Schrock designs with us by scanning the QR code.

© 2025 MasterBrand Cabinets LLC. All rights reserved. 09/25

Schrock™
Uniquely yours.™

Share your design with us by tagging us on social with #SchrockCabinets.

Styles, product availability and construction may vary slightly from those shown in this book due to material availability and/or design evolution. Specifications are subject to change without notice. Customer service is available if your design requires verification of product availability and specifications.

Product photography and illustrations have been reproduced as accurately as printing technologies permit. To ensure highest satisfaction, we strongly recommend you view an actual sample for best color, wood grain and finish representation.

Schrock™ has a Limited Lifetime Warranty.
For terms and conditions, please visit: https://www.schrock.com/warranty

Customer Service
Hours: Mon - Fri, 7:30 AM - 8:00 PM EST
Phone: (800) 730-0171
Please reference Service Policies at masterbrandconnect.com

Designer ID #: _____

Customer Account #: _____

Sales Rep: _____

LIMITED LIFETIME WARRANTY

National Forest Foundation

ICC ES CERTIFIED TO ANSI A161.1

Safe & Sustainable Cabinetry ICC ES SASC

Part of the MasterBrand® Family

schrock.com
#SchrockCabinets
© 2025 MasterBrand Cabinets LLC
All rights reserved.

1172129930
63500/WOL/09-25