HOMECREST®

CABINETRY

CABINETRY PRICE & SPECIFICATIONS GUIDE

PRICES EFFECTIVE 8.18.2025

SUPERSEDES ALL PRIOR VERSIONS

BACK

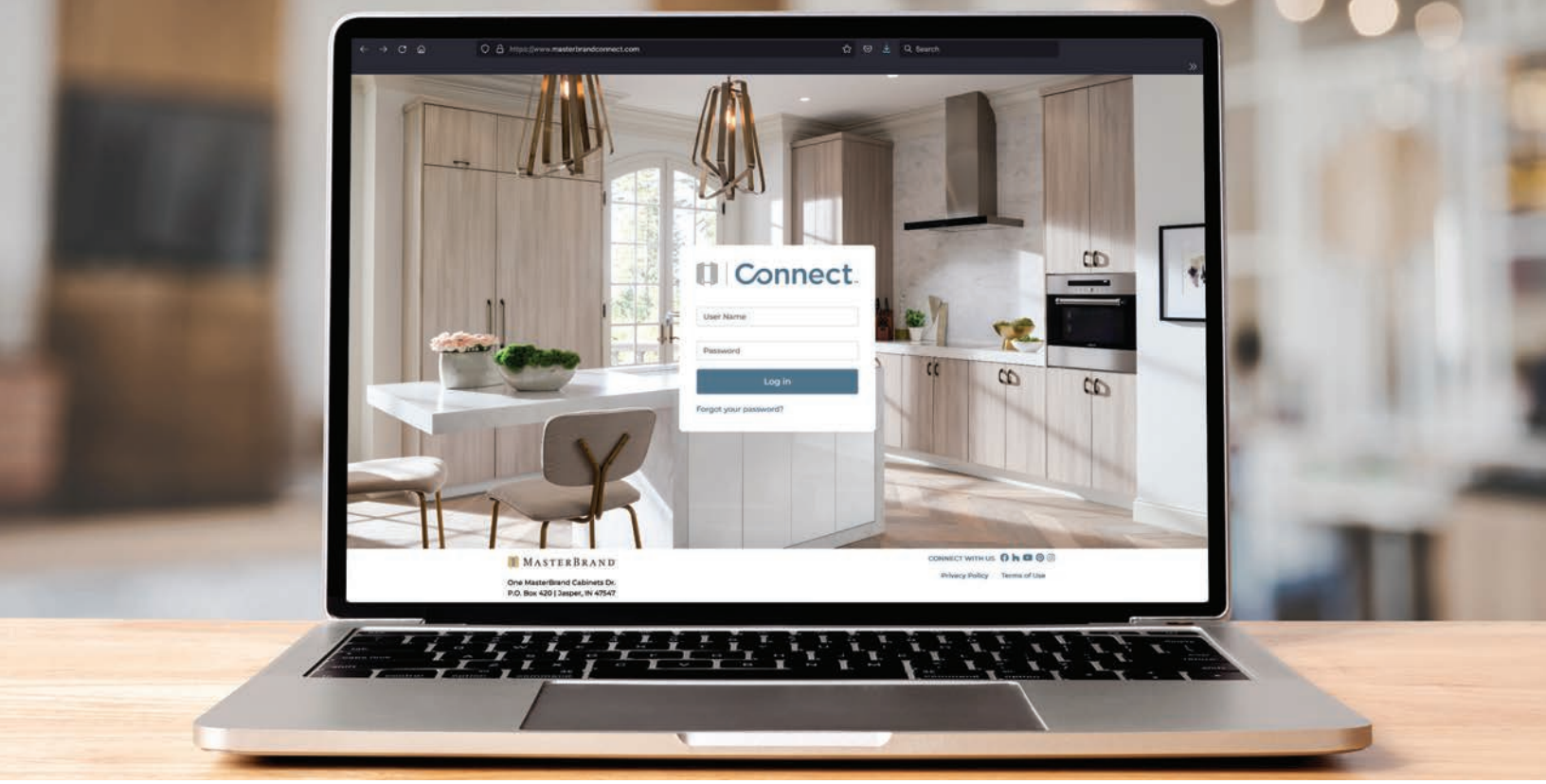

Connect™

Your Destination for a Next-Level Customer Experience

MasterBrand Connect™ is a one-stop information portal aimed at enabling you to be in the driver's seat of your success. Within Connect, you have access to personalized dashboard content, improved order tracking, customer service case visibility, and much more. The result is an easy to navigate system with must-have information at your fingertips.

Feature Highlights:

- **Mobile-friendly design with improved navigation and easier-to-use interface**
- **Unique log-ins per user with personalized content and preferences**
- **Improved search capability including POs and acknowledgement numbers**
- **Customer Service case visibility**
- **More timely order tracking with connected order visibility**
- **Communication preference selections**
- **Self-service account changes like phone, address and email**

Check it out today at masterbrandconnect.com, or scan the code.

If you do not have a MasterBrand Connect account, please contact your Sales Representative to sign up.

MASTERBRAND™

BACK

WHAT'S NEW AUGUST 2025

HOMECREST®
CABINETRY

NEW FINISHES. EXPANDED SIZES. ENDLESS POSSIBILITIES.

Style and functionality unite in Homecrest's latest innovations. Explore two fresh, on-trend finishes, that add modern elegance to any space. Elevate your kitchen with the new 30" high tapered wood hood for a touch of sophistication. Enjoy an expanded mullion door size offering and wider drawer base cabinets for greater versatility. Whether updating your style or improving functionality, our newest offerings bring beauty and smart design together seamlessly.

SEDONA MAPLE **SAND CASTLE**

NEW STAIN: **SAND CASTLE**

With its soft, sandy tone, Sand Castle brings a peaceful energy offering both warmth and comfort.

- **A translucent natural stain with subtle gray undertones and evenly balanced hues**
- **Available on Maple, Oak, Rustic Hickory and Hickory**
- **Matching Laminate Ends Standard**

GLAZE OPTIONS

BROWNSTONE

EBONY

SEDONA PAINT **SAILBOAT**

NEW PAINT: **SAILBOAT**

Sailboat is the perfect paint color for creating an inviting, peaceful atmosphere with its blend of calming blue and warm yellow. Perfect for kitchens and living areas, it offers a timeless finish that complements any decor with a refreshing, soothing touch.

- **A soft watery blue with subtle yellow undertones**
- **Available on Painted Hardwood**
- **Matching Laminate Ends Standard**

GLAZE OPTIONS

BROWNSTONE

EBONY

BACK

DRAWER BASE CABINETS

Check out our expanded drawer base widths, offering greater design adaptability and versatile storage solutions. Available sizes include:

- **Two Drawer Base:** 2BD39, 2BD42
- **Three Drawer Base:** BD39D, BD42D
- **Four Drawer Base:** 4BD33, 4BD36, 4BD39, 4BD42

WALL DOUBLE DOOR WITH 4 DOORS

Introducing our new wall double door cabinet featuring four doors, designed to enhance design flexibility and seamlessly elevate your space.

W4818

30″ HIGH TAPERED WOOD HOOD

Our popular tapered wood hood is now available in a sleek 30” height, perfect for adding a modern touch to your kitchen while maximizing space and style.

TWH3030, TWH3630FW

MULLION DOOR OFFERING ON STACKED WALL CABINETS

Mullion door (MD) modification is now available on the following Stacked Wall Cabinets:

- **21″ High, 27″ High**
- **31.5″ Wide, 39″ Wide**
- **Refer to price and specification guide for availability.**

MODIFICATION CHANGES

- **Finished Ends (FB) now standard on Column Box Fillers**
- **Cabinet False Panel (CFP) now standard on VBB423DL, VBB423DR, VBB483DL, VBB483DR, VBB423DLBH, VBB423DRBH, VBB483DLBH, VBB483DRBH**

©2025 MasterBrand Cabinets LLC. All rights reserved.

TWO DRAWER BASE CABINET

TAPERED WOOD HOOD

SKU UPDATES:

- Wall Double Door with 2 Doors is now W4818CS *(was W4818)*
- 36″ wide, 24″ high tapered wood hood is now TWH36FW *(was TWH36)*

BACK

TABLE OF CONTENTS

Index . . . . . A-E
Nomenclature Chart . . . . . F
Characteristics 1
Resources 2
Door Styles 3-18
Finish Process and Characteristics 19
Finish Availability 20-22
Construction Specifications 23
Compatible Modifications 24
Construction Options 25
Drawer, Roll Tray, and Hinge Options 26
Drawer Front Options 27
Modifications 28-35
Specialty Doors 36-37
Glass Inserts 38
Custom Choice™ Cabinetry 39-44
Cabinet Dimensions 45-51
Design Checklist 52
NKBA Guidelines 53-54
Wall Cabinets 55-91
Base Cabinets 92-113
Universal Access Cabinets 114-116
Tall Cabinets 117-130
Other Rooms Cabinets 131-135
Vanity Cabinets 136-147
Fillers 148-151
Appliance Panels 152
Panels & Skins 152-156
Moulding 157-163
Valances 164
Embellishments 165-168
Decorative Corbels & Shelf Supports 169
Decorative Hardware 170-173
Accessories & Parts 174-176
Roll Trays 177
Stain, Paint, & Touch-up Tools 177
Guide Kits and Parts 178
Hinges 179
Parts 179
Doors, Drawer Fronts, & Drawers 179
Custom Doors 180-181
Paint Finish Awareness Agreement 182
Rustic Hickory Description Agreement 183

Description	Code	Page Number
11 1/2″ Arts & Crafts Bracket	JBRACKETART	169
11 1/4″ Snack Bar Support	SBS	169
13″ Large Scroll Corbel	LGCORBEL	169
3″ Wide Corner Filler	CWF	148
3″ Wide Fillers	F, F..FH, UF	148
30″ SuperCabinet™	BSC..RTL, BSC..RTR	112
36″ SuperCabinet™	BSC..PRP	112
5″ Old World Corbel	CORBELOWD	169
6″ Wide Fillers	F, F..FH, UF	148
9″ Art Corbel	CORBELART	169
9″ Classic Revival Corbel	CORBELCR	169
9″ Mission Corbel	CORBELMIS	169
Angle Base	AB	106
Angle End Base	AEB	106
Angled Corner Sink Front Bottom	ACSFB	102
Angled Plain 3″ Wide Reversible Fillers	BLVDFF	151
Arched Valance	AV	164
Artisan Straight Wood Hood	WHAS	86
Asymmetrical Base Easy Reach	BER	105
Asymmetrical Super Susan	BC..SS	106
Asymmetrical Wall Corner Easy Reach Cabinet,	WCER	79
Base Built-in Microwave Cabinet w/Drawer	BBMWD	100
Base Cabinet w/Mixer Lift	B..BFHMIX, B..FHMIX	113
Base Corner	BC	103
Base Corner Peninsula	BCP..B	112
Base Corner Peninsula w/Full Height Door	BCP..BFH	112
Base Corner Super Susan w/Wood Shelves	BC..SS	105
Base Double Door	B, B..B	92
Base Double Door w/Roll Trays	B..BRT, B..RT	94
Base Drop-in Range Cabinet	B..BDR	101
Base Easy Reach	BER	105
Base Lazy Susan Corner w/Full Height Door & Lazy Susan (w/Center Hinge Door)	BLS	104
Base Microwave Cabinet w/Drawer	BMWD	100
Base Microwave Cabinet w/Standard Drawer	BMWSD	101
Base Oven Cabinet	BO	101
Base Pantry Pull-out	B..PO	111
Base Pull-out Filler, Overlay	BPOF..OV	113
Base Pull-out Filler, Plain	BPOF..PL	113
Base Single Door	B	92
Base Single Door w/Roll Trays	B..RT	94
Base Utensil Pantry Pull-out	BUPP	111
Base Utensil Pantry Pull-out w/Knife Block	BUPPKB	111
Base Wastebasket	BWB	110
Base Wastebasket, Full Height	BWB..FH	110
Base Wine Cubby	BWC	111
Base w/Roll-out Tray Divider	B..TDRO	95
Base w/Tray Divider	TD	95
Baseboard	BBM	160
Baseboard Shaker	BBMSH	160
Batten	BATTEN	160
Batten Small	SM	160
Cabinet Panel Edge Square	CPES	162
CabMat™	CABMAT	174
CabMat™ Vanity	CABMATV	174
Canopy Square Wood Hood,	WHCS	90
Cap Moulding	CAPM, SOFFITA, SOFFITE	162
Chair Rail	CHAIR	160
Classic Tall Crown	CLTCROWN	157
Column Box Fillers	CB..PL	151
Cooking Utensil Divider	CUDD	174
Corner Diagonal Base	CDB	104
Corner Diagonal Base w/Full Height Door & Wood Shelves	CDB..SS	104
Corner Diagonal Sink Base	CDSB	102
Corner Sink Front	CSF	102
Cornice Tall Crown	COTCROWN	157
Country Sink Base	CNTYSB, CNTYSB..B	98
Country Sink Base, 27″ Deep	CNTYSB, CNTYSB..B	99
Country Sink Base w/CabMat™	CNTYSB..BCM	99
Cove Crown	COVECROWN	157
Craftsman Straight Wood Hood	WHCFS	86
Cross Grain Veneer Back Skin	L..X, W..BP, W..X	153
Custom Doors, No Hinge Routing	DADOOR	180
Custom Doors w/Hinge Routing	DOORHNG	181
Cutlery Divider Wood Tiered Drawer	WTCD	174
Cutlery Insert Wood Organizer	CIW	174
Decorative Arch Valance	DAV	164
Decorative Door Panel Kit — Base End	BDOP	155
Decorative Door Panel Kit — Tall End	TDOP	156
Decorative Door Panel Kit — Wall End	WDOP	155
Decorative Hardware — Knobs & Pulls	KNOB, PULL	170-173
Decorative Supports — Craftsman Foot	JCRAFTFOOT	167
Decorative Supports — English Country Leg	JENGCNTYLEG	165
Decorative Supports — English Island Column	ENGISLCOLUMN	165
Decorative Supports — Estate Leg	JESTATELEGS	165
Decorative Supports — Island Leg, 2-Sided or 4-Sided	2SISLLEG, 4SISLLEG	165
Decorative Supports — Island Leg Tapered	ISLEGTPRD	166
Decorative Supports — Kensington Bun Foot	JCRBUNFOOT	167
Decorative Supports — Lille Foot	LIFOOT	167
Decorative Supports — Metro Column	METISLCOLUMN	166
Decorative Supports — Mission Leg	DLEGMISSION	166
Decorative Supports — Spool Leg	SPLEG	166
Decorative Supports — Square Island Leg	SQISLLEG	167
Decorative Supports — Tapered Leg	TAPLG	168
Decorative Supports — Toekick Tulip Foot	TKTLFOOT	168
Decorative Supports — Tulip Foot	TLFOOT	168
Decorative Supports — Turned Post	TURNEDPOST	167
Designer Square Wood Hood	DRH..S	87
Designer Wood Hood Chimney	RHC, RHCT	87
Desk Double File Drawer Base	DDFD	132
Desk Height Door Drawer Base	DHB, DHB..B	131
Desk Height Drawer Base	3DHBD	132
Desk Height File Drawer Base	DHFD	132
Dishwasher End Panels	DWEP, DWEP..FPE, DWEP..WD	152
Double Oven Cabinet	OD	125
Double Oven Cabinet, Deep Drawer	OD..DD	127
Double Oven Cabinet, Deep Drawer, Narrow Rail	OD..DDN	128
Double Oven Cabinet, Narrow Rail	OD..N	126
Drawer Guide Back Sockets	BKSOCKETFDRW, BKSOCKETPG, BKSOCKETRTPG	178
Drawer Guide Box Locking Clips	PG..LOCKCLIP, PGLOCKCLIP, PGLOCKCLIPNRW, PG..LOCKCLPNRW	178

Description	Code	Page Number
End Panel Skins	LBEP, LTEP, LWEP, WBEP, WTEP, WWEP	152
End Panels	SE, SE..WD, SP	154
Exterior Shelves, 12″ Deep	ES	175
False Panel Clips	FIXEDFRTCLIP, PFIXEDFRTCLIP	178
Finished Back Skins	L, W	153
Floating Shelves	FS	85
Four Drawer Base	4BD	109
Four Drawer Base w/Wood Tiered Cutlery Divider Drawer	4BD..WTCD	109
Full Depth Interior Shelves	SK	175
Full Height Base Double Door	B..BFH, B..FH	93
Full Height Base Single Door	B..FH	93
Full Height Base w/Tray Divider	TD..FH	95
Furniture Base	FB	160, 162
Furniture Drawer	FD	133
Furniture Drawer Window Bench	FDWB	133
Furniture Valance	FV	164
Glass Shelf Kit, 12″ Deep	GSK, GSKWD	175
Guide Kits & Parts	DGKIT..DDFD, DGKIT..FDRW, DGKIT..PG, DGKIT..RTF, DGKIT..RTPG	178
Hinge Angle Restriction Clip	INTGHRSTRCLIP	179
Hinge Shims	HINGESPACER, HNGSPCRDR	179
Hinges	BERDR-DRHINGE, BERDR-FRMHINGE, FO..HINGE, INTGHFOHINGE, INTGHPOHINGE, INTGHSRFMTHG, MIRRORHINGE, PO..HINGE, SURFMTHINGE	179
Insert Crown	INSCROWN	157
Inside Corner	ISC	163
Large Crown	LCROWN	157
Large Straight Angle Crown	LSACROWN	158
Library Moulding	LIBRARY	160
Light Baffle	LB	162
Light Rail Moulding	LRM	162
Linen Storage Cabinet	LT, LT..BH	145
Linen Utility w/Hamper	L..BH	145
Medicine Cabinet	TV	147
Medium Straight Angle Crown	MSACROWN	158
Mirror Frame	MRM	160
Miscellaneous Parts	BRKOFFSCREW, DOORBUMPER, GLASSRETCLIP, INSTLSCREW, SHELFCLIP	179
Ogee Edge	OJM	161
Outside Corner	OCM	163
Outside Corner 135°	OSC	163
Outside Corner Small	SOCM	163
Oven Installation Kit	OVENINSTALLKIT	176
Oven Microwave Cabinet, Deep Drawer	OMC..DD	129
Oven Microwave Cabinet, Deep Drawer, Narrow Rail	OMC..DDN	130
Overlay Filler, 2 1/2″ Wide	OL	149
Overlay Filler, 5 1/2″ Wide	OL	150
Overlay Filler for Modified Full Overlay, 2 1/2″ Wide	OL..MFO	149
Overlay Filler for Modified Full Overlay, 5 1/2″ Wide	OL..MFO	150
Pegged Dish Organizer	PDO, PDOPOSTS	176
PURE&SIMPLE™ Cabinet Care Kit	CABCLEANKIT	177
Quarter Round	QRM	163
Refrigerator Panels w/Filler Attached	LREP, WREP	154
Refrigerator Panels w/Filler Attached & Furniture Ends	WREP..FPE	155
Removable Vanity Sink Base	RVWS..B	116
Roll Tray Plug In Brackets	RTFSPACER, RTPGSPACER	178
Roll Trays	RTF, RTF..FW, RTPG, RTPG..FW	177
Shaker Crown	LSHAKER, NSHAKER	158
Shiplap Tapered Wood Hood	JWHSHIPT	89
Shiplap Wood Hood Chimney	JWHSHIPCH	89
Shoe - Convex Inside Corner	SHM	163
Signature Mantel Wood Hood	WHSGM	87
Simple Tapered Wood Hood	WHSMT	89
Simple Wood Hood Chimney	WHSMC	89
Single Bead	SB	161
Single Door Medicine Cabinet	MC	146
Single Oven Cabinet	OSB	123
Single Oven Cabinet, Narrow Rail	OSB..N	124
Sink Base	SB, SB..B	96
Sink Base, 27″ Deep	SB, SB..B	96
Sink Base, Single Door	SB	95
Sink Base SuperCabinet™ w/Tilt-out Trays	SB..STS	100
Sink Base SuperCabinet™ w/Tilt-out Trays & CabMat™	SB..STSCM	100
Sink Base w/CabMat™	SB..BCM	96
Sink Base w/Tilt-out Trays	SB..BST, SB..ST	97
Sink Base w/Tilt-out Trays, 27″ Deep	SB..BST, SB..ST	98
Sink Base w/Tilt-out Trays & CabMat™	SB..BSTCM	97
Small Cove Crown	SMCOVECROWN	158
Small Crown	SCM	158
Small Light Rail Moulding	SMLR	162
Small Scribe	SCRIBE	161
Soffit Trim Moulding	TSTM	161
Solid-wood Large Crown	SWLCRM	158
Solid-wood Small Crown	SCROWN	158
Solid-wood Victorian Crown	SWVCRM	159
Spice Rack — Pull-down	SPD	176
Square Flat Panel Wood Hood	WHSFP	88
Stacked Diagonal Wall	STWD	78
Stacked Wall Cabinets Double Door	STW, STW..B	69-73
Stacked Wall Cabinets Single Door	STW	69-73
Stain, Paint, & Touch-up Tools	GLAZEPEN, MTUK, PAINTQUART, SPRAYPAINT, SSCCLEAR, STAINQUART, TK	177
Starter Moulding — Soffit Filler Moulding	SFM	159
Starter Moulding — Starter Moulding	STR	159
Starter Moulding — Starter Moulding Shaker	STRS	159
Straight Angle Crown	SACROWN	159
Straight Batten Wood Hood, 24″ or 30″ High	WHSBATTEN	90
Straight Batten Wood Hood, 36″ High	WHSBATTEN	90
Straight Heat Shields	OHS, OHSS	176

Description	Code	Page Number
Straight Valance	SV	164
Tall Bookcase	TBC	135
Tall Crown	SWTCRM	159
Tapered Wood Hood	TWH, TWH..FW	88
Three Drawer Base	3BD, BD..D	108
Three Drawer Base w/Wood Tiered Cutlery Divider Drawer	3BD..WTCD	108
Tilt-out Trays, Plastic	TOT	176
Toekick Cap	TKC	161
Toekick Overlay	LTO, WTO	156
Touch Latch	TOUCHLATCH	173
Traditional Countertop Edge	TCM	161
Tray Divider Kit	WTD	176
Tray Roll-out Divider	TDRO	176
Triple Bead Edge	TB	161
Triple Bead Pilaster	TBP	161
Two Drawer Base	2BD	107
Two Drawer Base Drop-in Range	2BD..DR	107
Two Drawer Base w/Roll Tray	2BD..RT	107
Under Counter Drawer	UCD, UCDS	133, 146
Under Counter Drawer, Trimmable	UCDT	133, 146
Universal Access Base Corner Super Susan w/Wood Shelves	BC..SS	116
Universal Access Base, Double Door	B..B	114
Universal Access Base Microwave w/Deep Drawer	BMWD	116
Universal Access Base, Single Door	B	114
Universal Access Sink Base	SB..B	114
Universal Access Sink Base, Removable	UASBRF	115
Universal Access Sink Base, Removable, 34 1/2″ High	UASBRF	115
Universal Access Three Drawer Base	3BD	114
Utility	U, UB	117-120
Utility w/Roll Trays	U..BRT, U..RT	121, 122
Valley Forge	VFR	162
Vanity Base, Double Door w/Drawer	VB..B, VB..BBH	137, 138
Vanity Base, Single Door w/Drawer	VB, VB..BH	137, 138
Vanity Bowl Base	VBB, VBB..B, VBB..BBH, VBB..BH	139, 140
Vanity Bowl Base w/False Panel	VB..D, VB..DLBH, VBB..D, VBB..DBH, VBB..DLBH,	140-142
Vanity Bowl Base w/Six Drawers & False Panel	VBB..D, VBB..DBH	141, 143
Vanity Desk Legs	DL, VDL	156
Vanity Drawer Base	VDB, VDB..BH	144
Vanity Drawer Base w/False Panels	VDB..FP, VDB..FPBH	143
Vanity Four Drawer Base	4VBD..BH	139
Vanity Mirror	VM	147
Vanity Sink Base w/False Panel	VSB..B, VSB..BBH	136, 137
Vanity Sink Base w/False Panels	VSB, VSB..BH	136, 137
Vanity Three Drawer Base	VBD, VBD..BH	138
Vanity Wall	W..B	146
Vanity Wall Mirror Cabinet	VWM	147
Vanity Wall Sink	VWS	116
Wall Appliance Garage Doors	WAGD, WAGD..B	83
Wall Boutique	WB..B	146
Wall Built-in Microwave Double Door Cabinet	WBMW	82
Wall Corner Double Door	WC	74
Wall Corner Easy Reach	WCER	79
Wall Corner Single Door	WC	74, 75
Wall Diagonal	WD	76, 77
Wall Diagonal Appliance Garage Doors	WDAGD	83
Wall Diagonal w/Lazy Susan	WD..S	77
Wall Double Door	W, W..B, W..CS	55-67
Wall End Cabinet Single Door	WEC	80
Wall Furniture Bookcase	WFBC	134
Wall Message Center Cabinet,	WMC	80
Wall Microwave Cabinet,	MW	81
Wall Microwave Double Door Cabinet	WMW..B	81
Wall Organizer	WORG	85
Wall Outside End Shelf, Square Top, Square Bottom	WOC..STSB	83
Wall Pull-out Filler, Overlay	WPOF..OV	84
Wall Pull-out Filler, Plain	WPOF..PL	84
Wall Single Door	W	55-67
Wall Spice Pull-out	WSP	82
Wall Three Drawer Double Door	W3D..B	68
Wall Three Drawer Single Door	W3D	68
Wall Top Hinge Single Door	WTH	56-58, 60
Wall Wine Cubby	WCH	85
Wall Wine Rack	WR	85
Waterfall Wood Hood	WHWF	86
Wine Glass Holders	SWR	176
Wine Storage Cabinets	WSC	84
Wood Hood Blower, 400 CFM	BLOWER	91
Wood Hood Blower, 600 CFM	BLOWER	91
Wood Hood Interior Ductwork Conversion Kit	CONVERSION, FILTERCHAR	91
Wood V-grooved Beaded Skin	W..BB	153

Code	Page Number
2BD	107
2BD..DR	107
2BD..RT	107
2SISLLEG	165
3BD	108, 114
3BD..WTCD	108
3DHBD	132
4BD	109
4BD..WTCD	109
4SISLLEG	165
4VBD..BH	139
AB	106
ACSFB	102
AEB	106
AV	164
B	92
BATTEN	160
B..B	92
B..BDR	101
B..BFH	93
B..BFHMIX	113
BBM	160
BBMSH	160
BBMWD	100
B..BRT	94
BC	103
BCP..B	112
BCP..BFH	112
BC..SS	105, 106
BD..D	108
BDOP	155
BER	105
BERDR-DRHINGE	179
BERDR-FRMHINGE	179
B..FH	93
B..FHMIX	113
BKSOCKETFDRW	178
BKSOCKETPG	178
BKSOCKETRTPG	178
BLOWER	91
BLS	104
BLVDFF	151
BMWD	100, 116
BMWSD	101
BO	101
B..PO	111
BPOF..OV	113
BPOF..PL	113
BRKOFFSCREW	179
B..RT	94
BSC..PRP	112
BSC..RTL	112
BSC..RTR	112
B..TDRO	95
BUPP	111
BUPPKB	111
BWB	110
BWB..FH	110
BWC	111
CABCLEANKIT	177
CABMAT	174
CABMATV	174
CAPM	162
CB..PL	151
CDB	104
CDB..SS	104
CDSB	102

Code	Page Number
CHAIR	160
CIW	174
CLTCROWN	157
CNTYSB	98, 99
CNTYSB..B	98, 99
CNTYSB..BCM	99
CONVERSION	91
CORBELART	169
CORBELCR	169
CORBELMIS	169
CORBELOWD	169
COTCROWN	157
COVECROWN	157
CPES	162
CSF	102
CUDD	174
CWF	148
DADOOR	180
DAV	164
DDFD	132
DGKIT..DDFD	178
DGKIT..FDRW	178
DGKIT..PG	178
DGKIT..RTF	178
DGKIT..RTPG	178
DHB	131
DHB..B	131
DHFD	132
DL	156
DLEGMISSION	166
DOORBUMPER	179
DOORHNG	181
DRH..S	87
DWEP	152
DWEP..FPE	152
DWEP..WD	152
ENGISLCOLUMN	165
ES	175
F	148
FB	160, 162
FD	133
FDWB	133
F..FH	148
FILTERCHAR	91
FIXEDFRTCLIP	178
FO..HINGE	179
FS	85
FV	164
GLASSRETCLIP	179
GLAZEPEN	177
GSK	175
GSKWD	175
HINGESPACER	179
HNGSPCRDR	179
INSCROWN	157
INSTLSCREW	179
INTGHFOHINGE	179
INTGHPOHINGE	179
INTGHRSTRCLIP	179
INTGHSRFMTHG	179
ISC	163
ISLEGTPRD	166
JBRACKETART	169
JCRAFTFOOT	167
JCRBUNFOOT	167
JENGCNTYLEG	165
JESTATELEGS	165

Code	Page Number
JWHSHIPCH	89
JWHSHIPT	89
KNOB	170-173
L	153
LB	162
LBEP	152
L..BH	145
LCROWN	157
LGCORBEL	169
LIBRARY	160
LIFOOT	167
LREP	154
LRM	162
LSACROWN	158
LSHAKER	158
LT	145
LT..BH	145
LTEP	152
LTO	156
LWEP	152
L..X	153
MC	146
METISLCOLUMN	166
MIRRORHINGE	179
MRM	160
MSACROWN	158
MTUK	177
MW	81
NSHAKER	158
OCM	163
OD	125
OD..DD	127
OD..DDN	128
OD..N	126
OHS	176
OHSS	176
OJM	161
OL	149, 150
OL..MFO	149, 150
OMC..DD	129
OMC..DDN	130
OSB	123
OSB..N	124
OSC	163
OVENINSTALLKIT	176
PAINTQUART	177
PDO	176
PDOPOSTS	176
PFIXEDFRTCLIP	178
PG..LOCKCLIP	178
PGLOCKCLIP	178
PGLOCKCLIPNRW	178
PG..LOCKCLPNRW	178
PO..HINGE	179
PULL	170-173
QRM	163
RHC	87
RHCT	87
RTF	177
RTF..FW	177
RTFSPACER	178
RTPG	177
RTPG..FW	177
RTPGSPACER	178
RVWS..B	116
SACROWN	159
SB	95, 96

Code	Page Number
SB..B	96, 114
SB..BCM	96
SB..BST	97, 98
SB..BSTCM	97
SBS	169
SB..ST	97, 98
SB..STS	100
SB..STSCM	100
SCM	158
SCRIBE	161
SCROWN	158
SE	154
SE..WD	154
SFM	159
SHELFCLIP	179
SHM	163
SK	175
SM	160
SMCOVECROWN	158
SMLR	162
SOCM	163
SOFFITA	162
SOFFITE	162
SP	154
SPD	176
SPLEG	166
SPRAYPAINT	177
SQISLLEG	167
SSCCLEAR	177
STAINQUART	177
STR	159
STRS	159
STW	69-73
STW..B	69-73
STWD	78
SURFMTHINGE	179
SV	164
SWLCRM	158
SWR	176
SWTCRM	159
SWVCRM	159
TAPLG	168
TB	161
TBC	135
TBP	161
TCM	161
TD	95
TD..FH	95
TDOP	156
TDRO	176
TK	177
TKC	161
TKTLFOOT	168
TLFOOT	168
TOT	176
TOUCHLATCH	173
TSTM	161
TURNEDPOST	167
TV	147
TWH	88
TWH..FW	88
U	117-120
UASBRF	115
U..B	117-120
U..BRT	121, 122
UCD	133, 146
UCDS	133, 146

Code	Page Number
UCDT	133, 146
UF	148
U..RT	121, 122
VB	137
VB..B	137
VBB	139
VBB..B	139
VBB..BBH	140
VB..BBH	138
VBB..BH	140
VBB..D	141
VBB..DBH	142, 143
VBB..DLBH	142
VB..BH	138
VBD	138
VB..D	140
VBD..BH	138
VB..DLBH	142
VDB	144
VDB..BH	144
VDB..FP	143
VDB..FPBH	143
VDL	156
VFR	162
VM	147
VSB	136
VSB..B	136
VSB..BBH	137
VSB..BH	137
VWM	147
VWS	116
W	55-67, 153
W..B	55-67, 146
W..BB	153
W..BP	153
W..CS	57, 58
W..X	153
W3D	68
W3D..B	68
WAGD	83
WAGD..B	83
WB..B	146
WBEP	152
WBMW	82
WC	74, 75
WCER	79
WCH	85
WD	76, 77
WDAGD	83
WDOP	155
WD..S	77
WEC	80
WFBC	134
WHAS	86
WHCFS	86
WHCS	90
WHSBATTEN	90
WHSFP	88
WHSGM	87
WHSMC	89
WHSMT	89
WHWF	86
WMC	80
WMW..B	81
WOC..STSB	83
WORG	85
WPOF..OV	84

Code	Page Number
WPOF..PL	84
WR	85
WREP	154
WREP..FPE	155
WSC	84
WSP	82
WTCD	174
WTD	176
WTEP	152
WTH	56-58, 60
WTO	156
WWEP	152

BRAND

HC ..... Homecrest

STYLE

ARBR ..... Arbor
BSHP ..... Bishop
BXLY..... Bexley
CHAL..... Chalet
DRWN ..... Darwyn
DOVR ..... Dover
FYFR..... Fyfer
HAYL..... Haylan
HLND ..... Highland
JPLN..... Joplin
KDRK ..... Kendrick
KENO ..... Kenosha
LTNR..... Lautner
PIPR ..... Piper
RSDL ..... Rosedale
SDNA ..... Sedona
WALD ..... Waldron
WLZN ..... Welzin
WXFD..... Wexford

WOOD SPECIES

H..... Hickory
L..... Laminate/PureStyle™
M ..... Maple
O..... Oak
PT..... Painted Hardwood
RH ..... Rustic Hickory

FINISH

ANC ..... Anchor
BUC ..... Buckboard
CHU ..... Churro
DRB ..... Derby
FLO..... Fallow
KAR..... Karoo
MNE..... Mane
NAT..... Natural
SAN ..... Sand Castle
TLS..... Trellis
UNF ..... Unfinished
WRN..... Wren

PAINT FINISH

ALP..... Alpine
GLX..... Galaxy
HVN ..... Haven
ICE ..... Iceberg
LAK..... Lakeside
MES ..... Mesa
MYS..... Mystic
ONX ..... Onyx
PHS ..... Poolhouse
SBT..... Sailboat
VAN ..... French Vanilla
WIL..... Willow

FINISH WITH GLAZE

ANCBR ..... Anchor w/Brownstone
ANCEB ..... Anchor w/Ebony
BUCBR ..... Buckboard w/Brownstone
BUCEB ..... Buckboard w/Ebony
CHUBR ..... Churro w/Brownstone
CHUEB ..... Churro w/Ebony
DRBBR ..... Derby w/Brownstone
DRBEB ..... Derby w/Ebony
FLOBR ..... Fallow w/Brownstone
FLOEB ..... Fallow w/Ebony
KARBR ..... Karoo w/Brownstone

FINISH WITH GLAZE continued

KAREB ..... Karoo w/Ebony
MNEBR..... Mane w/Brownstone
MNEEB..... Mane w/Ebony
NATBR ..... Natural w/Brownstone
NATEB ..... Natural w/Ebony
SANBR ..... Sand Castle w/Brownstone
SANEB ..... Sand Castle w/Ebony
TLSBR..... Trellis w/Brownstone
TLSEB..... Trellis w/Ebony
WRNBR ..... Wren w/Brownstone
WRNEB ..... Wren w/Ebony

PAINT FINISH WITH GLAZE

ALPBR..... Alpine w/Brownstone
ALPEB..... Alpine w/Ebony
GLXBR ..... Galaxy w/Brownstone
GLXEB ..... Galaxy w/Ebony
HVNBR..... Haven w/Brownstone
HVNEB..... Haven w/Ebony
ICEBR..... Iceberg w/Brownstone
ICEEB..... Iceberg w/Ebony
LAKBR..... Lakeside w/Brownstone
LAKEB..... Lakeside w/Ebony
MESBR..... Mesa w/Brownstone
MESEB..... Mesa w/Ebony
MYSBR..... Mystic w/Brownstone
MYSEB..... Mystic w/Ebony
ONXBR..... Onyx w/Brownstone
ONXEB..... Onyx w/Ebony
PHSBR ..... Poolhouse w/Brownstone
PHSEB ..... Poolhouse w/Ebony
SBTBR ..... Sailboat w/Brownstone
SBTEB ..... Sailboat w/Ebony
VANBR ..... French Vanilla w/Brownstone
VANEB ..... French Vanilla w/Ebony
WILBR ..... Willow w/Brownstone
WILEB ..... Willow w/Ebony

STANDARD CONSTRUCTION

LE..... Laminate Ends

CONSTRUCTION UPGRADES

APU ..... 1/2″ All-plywood Unfinished Ends
PEU..... 1/2″ Plywood Ends Unfinished

DRAWER OPTIONS

FDRW..... Furniture Board Drawer
WDRW ..... Wood Dovetail Drawer w/SofTouch™ Guide

ROLL TRAY OPTIONS

RTPG..... Wood Dovetail Roll Trays w/SofTouch™ Guide

STANDARD HINGE

INTGH..... Integrated SofTouch™ Hinge

HINGE OPTIONS

NSCH ..... Non SofTouch™ Hinge

DRAWER FRONT OPTIONS

DFF5PC ..... Drawer Front Flat 5-piece

END PANEL MODIFICATIONS

AUTHB ..... Authentic Ends Both
AUTHL ..... Authentic End Left
AUTHR ..... Authentic End Right
FPEB..... Furniture Finished Plywood Ends

BOX MODIFICATIONS

ACS..... Appliance Cut-out, Single
CBO ..... Cabinet Box Only
CCO ..... Cabinet Case Only

BOX MODIFICATIONS continued

CFNTO ..... Cabinet Front Only
CFP..... Cabinet False Panel
CFRMO..... Cabinet Frame Only
CND ..... Cabinet with No Door, with Drawer
EXL..... Extended Stile Left
EXR..... Extended Stile Right
ID15..... Increased Depth to 15″
ID18..... Increased Depth to 18″
ID21..... Increased Depth to 21″
ID24..... Increased Depth to 24″
ID27..... Increased Depth to 27″
ID30..... Increased Depth to 30″
P..... Peninsula
RD6 ..... Reduced Depth to 6″
RD9 ..... Reduced Depth to 9″
RD12 ..... Reduced Depth to 12″
RD15 ..... Reduced Depth to 15″
RD18 ..... Reduced Depth to 18″
RD21 ..... Reduced Depth to 21″
RD24 ..... Reduced Depth to 24″
RD27 ..... Reduced Depth to 27″

OVERLAY MODIFICATION

FULL..... Full Overlay
MFO..... Modified Full Overlay

INTERIOR MODIFICATIONS

FD..... Full Depth Shelf
MI..... Matching Interior

TOEKICK MODIFICATIONS

ADDTK ..... Add Toekick
FTK..... Flush Toekick
FTKAV..... Flush Toekick Arch
FTKFV..... Flush Toekick Furniture
RECTKALL..... Island Toekick
RECTKBK ..... Recessed Toekick Back
RECTKL..... Recessed Toekick Left
RECTKR..... Recessed Toekick Right
VTK..... Void Toekick

SPECIALTY DOORS

CG..... Cut-for-glass Door
MD ..... Mullion Door

NOTES

CHARACTERISTICS*

*Please note the term 'wood' as used in this Specification book, includes solid wood, engineered wood, and veneer wood.

Wood
No matter which species you choose for your new kitchen or bath cabinetry, please keep in mind that no two pieces of wood are exactly the same. Stains are likely to exaggerate the difference between open and closed grains and other markings in wood. Grain variation and color change should be expected. As hardwood ages, it will darken when exposed to different types of light. Color differences or changes in wood can also be caused by exposure to harsh chemicals, extreme heat or moisture. Additionally, wood species exhibit other defining characteristics, such as mineral deposits/streaks, knots, sap runs, pin holes and wormholes. These markings make the wood unique and contribute to its enduring beauty.

Hickory is a strong, heavy hardwood known for distinctive graining patterns. Contributing to its dramatic appearance is a wide variation in color and streaking, ranging from white to dark brown. This contrast in color can appear in a single door panel. Hickory also contains random knots and wormholes that further contribute to a varied appearance. These exaggerated characteristics are to be expected and are considered desirable in hickory cabinetry.

Maple is a close-grained hardwood that is predominately white to creamy-white in color, with occasional reddish-brown tones. While maple typically features uniform graining as compared to other wood species, characteristic markings may include fine brown lines, wavy or curly graining, bird pecks and mineral streaks. These traits are natural and serve to enhance maple's natural beauty.

Oak is a strong, open-grained hardwood that ranges in color from white to pink and reddish tones. Streaks of green, yellow and even black may appear due to mineral deposits. Oak may also contain wormholes and wild, varying grain patterns. This distinct graining is considered a desirable quality.

Painted Hardwood finishes combine hardwoods and engineered materials including solid-wood, engineered materials—such as medium density fiberboard (MDF) and high density fiberboard (HDF)—and similar composite materials providing a smoother surface for painting and superior stability, consistency, and durability.

Rustic Hickory is a strong, heavy hardwood known for distinctive graining patterns. Color will vary from nearly white to dark brown, with wild flowing grain patterns and dramatic color variations. Rustic Hickory can have a fine uniform grain to large knots appearing black and brown in color of various shapes and sizes, sapwood, mineral and some checking. Cabinet doors and drawer fronts will be the only items that will feature rustic characteristics.

Sound Closed Knot (not movable) – Expected up to approximately 3″ in diameter
Sound Knot with Cracks – Expect sound knots with open cracks up to approximately 1″ in length
Open Knot (through door) – Expected with open area up to approximately 3/4″ in diameter
Unsound Knot (movable core) – Not to be expected
Worm Holes/Pin Holes (can go through the door) – Can be expected up to 1/4″ diameter
Worm Tracks – Can be expected in sizes up to approximately 1/8″ wide by 8″ long

In keeping with our practice of continuous product improvement and/or to maximize efficiencies, Homecrest Cabinetry may adjust specifications in design and materials as it deems necessary. Where differing materials are utilized, they will be of similar or better quality in keeping with Homecrest Cabinetry's commitment to quality.

Laminate

The surfaces of doors, drawer fronts, and overlay fillers feature laminate materials with an integrated top coat that provides superior beauty, durability, and performance. The core panel material is made of MDF to ensure a consistent and stable product.

A heat shield is required to separate all laminate products from heat producing units to be in compliance with cabinet warranty.

PureStyle™ Laminate

PureStyle™ is an innovative laminate that is applied to a wood or engineered wood substrate. Characteristics include crisp styling, consistent coloration, and abrasion-resistant durability.

These doors offer the durability of a laminate and the beauty of paint while bringing peace of mind to those who care about creating a better environment—both inside and outside of their homes.

PureStyle™ doors can be distinguished from painted cabinets by their picture perfect distribution of satin smooth color on a sleek surface with optimum durability. Trim items will feature a matching painted finish except where noted in product specifications.

A heat shield is required to separate all laminate products from heat producing units to be in compliance with cabinet warranty.

In the Species Availability charts throughout the book, refer to Laminate column for PureStyle™ availability.

RESOURCES

Humidification
https://www.masterbrandcabinets.com/humidification

Warping Disclaimer
https://www.homecrestcabinetry.com/cabinet-information-resources/warping-disclaimer-and-guidelines

Installation Guide
https://www.homecrestcabinetry.com/cabinet-information-resources/literature-downloads

Warranty
https://www.homecrestcabinetry.com/get-started/love-your-space/warranty

Care and Cleaning
https://www.homecrestcabinetry.com/get-started/love-your-space/care-and-cleaning

WOOD DUST WARNING

When cutting, sanding, sawing, or shaping cabinets or wood products, you are likely to generate wood dust. For your own safety, we recommend that you wear a protective mask to prevent breathing wood dust. We also recommend eye protection to avoid injury by flying wood chips or sawdust during cabinet installation.

CERTIFICATIONS

Learn more at masterbrandcabinets.com/certifications.

HOMECREST®
CABINETRY

Door Style Price Point Reference Chart

Your Homecrest Cabinetry price guide contains charts with prices for each cabinetry product, arranged according to a numerical code. Use the chart below to determine the price code for your preferred cabinetry style.

	Hickory	Maple	Oak	Painted Hardwood	Rustic Hickory	Laminate	PureStyle™
Arbor	1	2	1	2	2		2
Bexley	6	7		7			7
Bishop		6	4	6			
Chalet		6		6		6	
Darwyn	6	7	6	7	7		7
Dover	7	8	7	8	8		
Fyfer	3	6	3	6			
Haylan		7		7			
Highland		8		8			
Joplin		3	2	3			
Kendrick	3	6	3	6			
Kenosha	1	2	1	2			
Lautner	2	3		3			3
Piper	6	7	6	7			
Rosedale		7		7			
Sedona	6	7	6	7	7		7
Waldron	6	7	6	7			7
Welzin	7	8	7	8			
Wexford	5	7	5	7	7		

Anywhere you see Price Point will take you directly to this page.

To return to your product page, just click the BACK button.

OVERLAY SPECIFICATIONS

Full Overlay

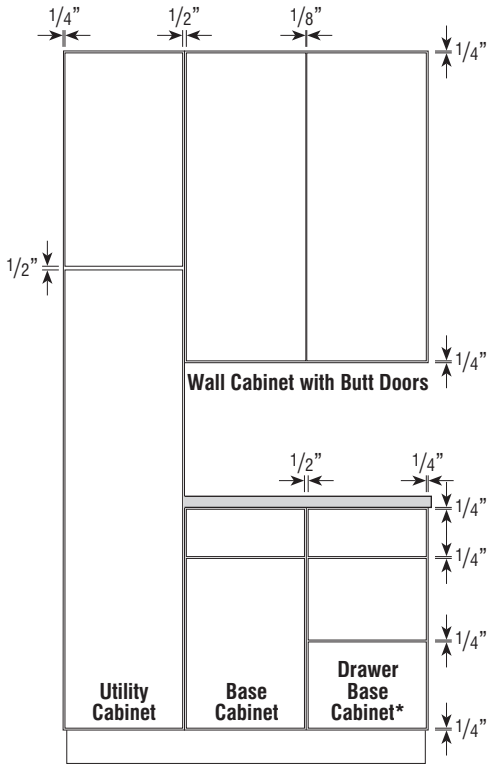

Modified Full Overlay

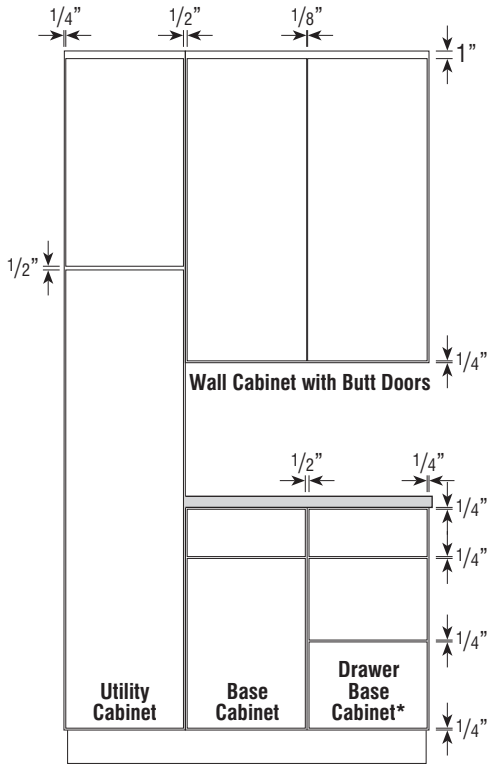

Full Overlay	The door and drawer fronts overlay the frame, exposing 1/4″ on the top and bottom rails and right and left stiles of base cabinets. Typical base units with a center stile expose 1/2″ of that stile.	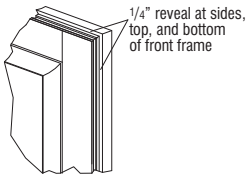 Full Overlay (FULL)
Modified Full Overlay	Wall and Tall Cabinets: The door and drawer fronts overlay the frame exposing 1/4″ on the bottom rail and right and left stile. One full inch is exposed on the top rail of wall and tall cabinets. Typical units with a center stile expose 1/2″ of that stile. Base Cabinets: The door and drawer fronts overlay the frame, exposing 1/4″ on the top and bottom rails and right and left stiles of base cabinets. Typical base units with a center stile expose 1/2″ of that stile.	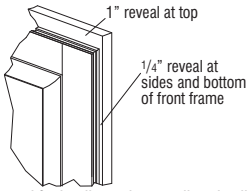 Modified Full Overlay (Wall and Tall) 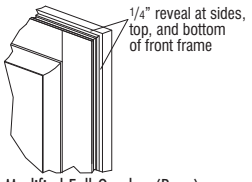 Modified Full Overlay (Base)

*34 1/2″ high application shown. On 32″ high Full Overlay three drawer applications (drawer bases and sink bases with drawers), the reveal above the bottom drawer front is 1/2″.

- One double door center stile cabinet has the same reveal as two single door cabinets.

OVERLAY SPECIFICATIONS

Traditional Overlay

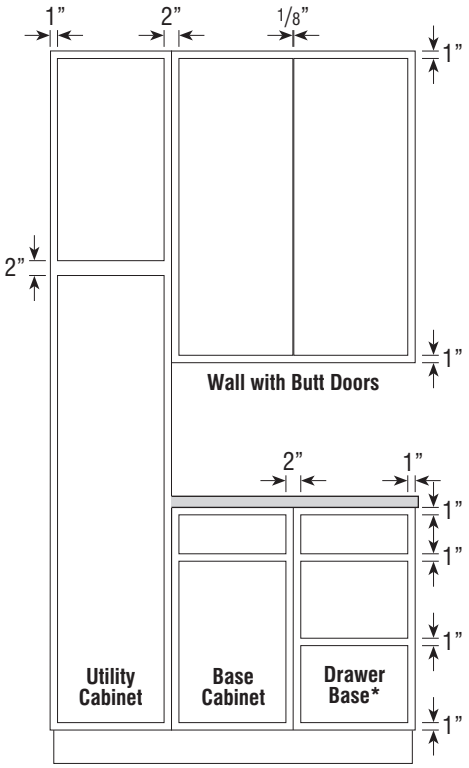

Traditional Overlay	The door and drawer fronts overlay the face frame 1/2″, exposing 1″ of the frame both on the stile and rail members. Typical wall and base cabinets with a center stile expose 2″ of that stile.	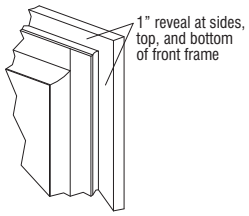
Exceptions on Face Frame Reveals	• Some oven units have 3″ stiles and 9″ intermediate rails (designed for universal flexibility of cut-out options) that create various reveals. • Blind corner wall and base cabinets expose different center stile reveals. Diagonal corners also vary. • Please see the dimensional charts for oven units and blind bases located in those sections.	

*On Traditional Overlay 2BD_ _ (Two Drawer Bases), reveal above the bottom drawer front is 2″.

FULL/MODIFIED FULL OVERLAY DOOR STYLES


Bexley (Wood Species)
(page 10)


Bexley (PureStyle™)
(page 10)

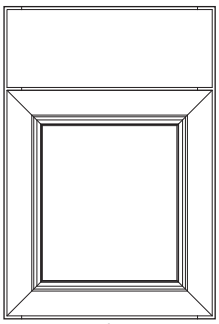
Bishop
(page 10)


Chalet
(page 11)

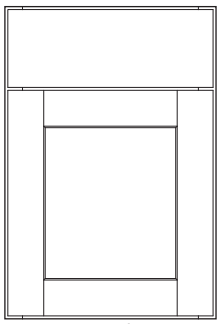
Darwyn (Wood Species)
(page 11)

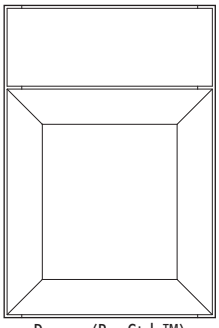
Darwyn (PureStyle™)
(page 11)

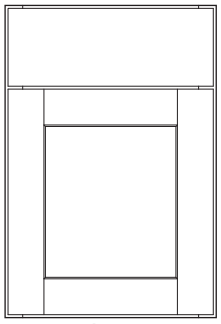
Dover
(page 12)


Haylan
(page 12)


Highland
(page 13)

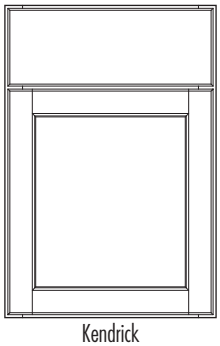
Kendrick
(page 13)

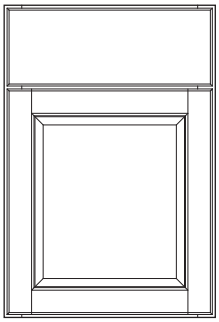
Piper
(page 15)

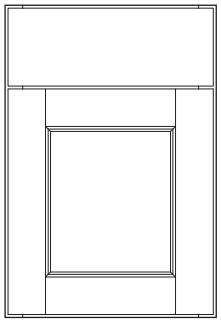
Rosedale
(page 15)

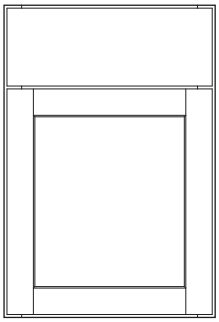
Sedona (Wood Species)
(page 16)

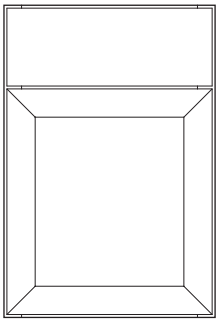
Sedona (PureStyle™)
(page 16)

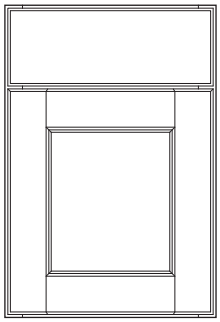
Waldron (Wood Species)
(page 17)

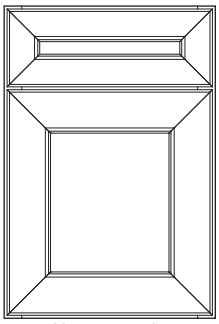
Waldron (PureStyle™)
(page 17)

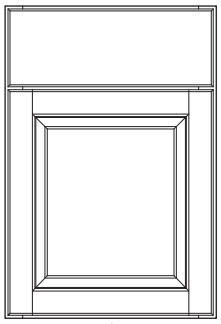
Welzin
(page 18)

TRADITIONAL OVERLAY DOOR STYLES

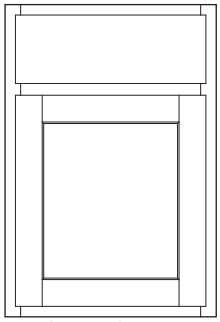

Arbor (Wood Species)
(page 9)

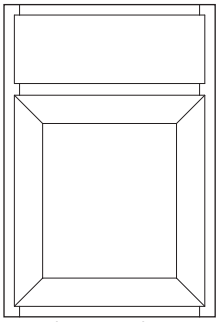

Arbor (PureStyle™)
(page 9)

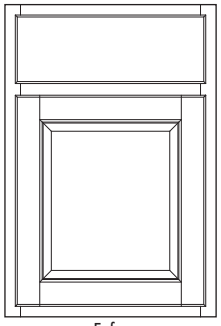

Fyfer
(page 12)

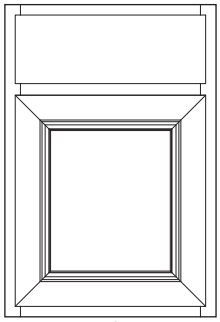

Joplin
(page 13)

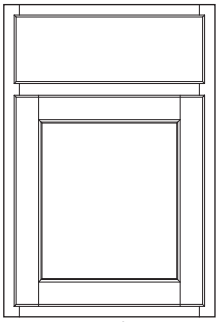

Kenosha
(page 14)

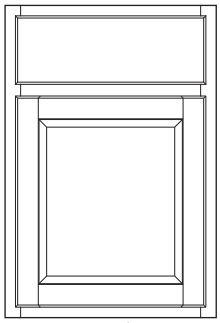

Lautner (Wood Species)
(page 14)



Lautner (PureStyle™)
(page 14)

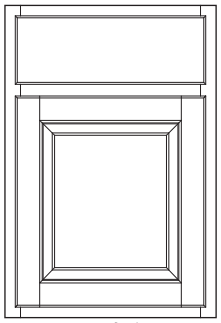

Wexford
(page 18)

DOOR STYLE SPECIFICATIONS

Paint

- When Paint or Paint with Glaze finish is specified, select doors and/or drawer front center panels may be constructed of Medium Density Fiberboard (MDF). MDF provides a smooth finish when painted, and is resistant to warping, expansion, and contraction. Facings may consist of other hardwood components.

All Door Styles

- All doors and drawer fronts are 3/4″ thick unless otherwise noted.

Door and Drawer Front Side Profiles

- Veneer and MDF components are shown with gray shading on side profiles. Solid-wood components do not have shading.

Wood Grain

- See reference images for wood grain direction on all door styles.

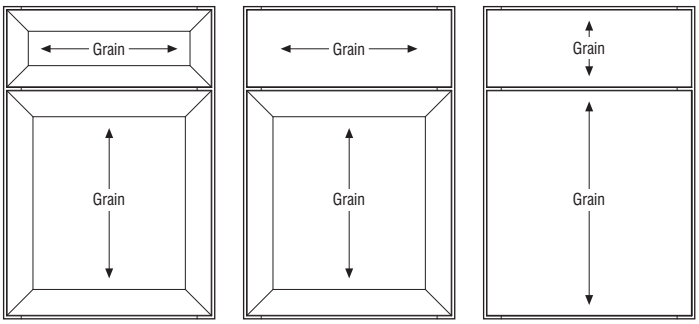

Chalet

Wood Grain – Wall Top Hinge (WTH) Cabinets, 30″-36″ Wide

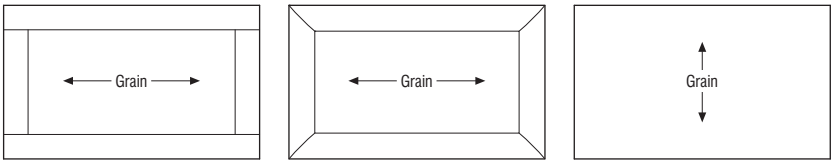

Non-mitered Door Styles | Mitered Door Styles | Chalet

DOOR STYLES

Arbor

	Hickory	Maple	Oak	Painted Hardwood	Rustic Hickory	Laminate	PureStyle™
Price Point	1	2	1	2	2	–	2



Wall (Wood Species)



Base (Wood Species)



Optional 5-piece Drawer Front
(DFF5PC)
(Wood Species)

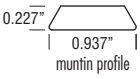

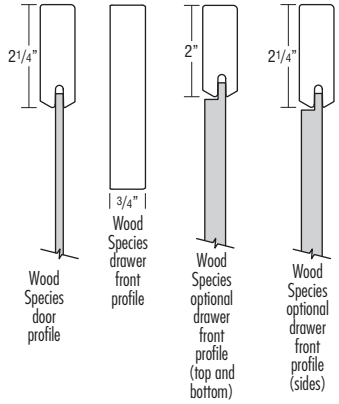



Wall (PureStyle™)

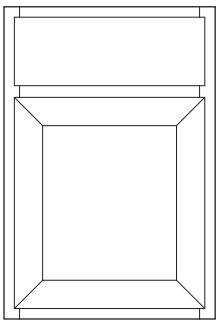

Base (PureStyle™)



Optional 5-piece Drawer Front
(DFF5PC)
(PureStyle™)

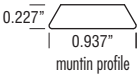

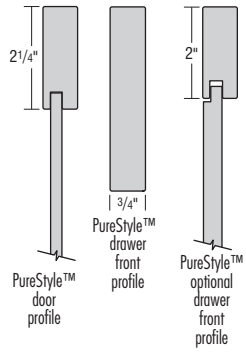

- Traditional Overlay
- 3/16″ Veneer Recessed Center Panel in 3/4″ Hardwood Frame
- Mortise and Tenon Joints (Wood Species)
- 45° Mitered Joints (PureStyle™)
- Solid Hardwood Slab Drawer Front

- When Rustic Hickory is specified, the center panel will have rustic characteristics with the exception of open knots or openings that would expose the panel core.
- See page 27 for 5-piece drawer front dimensions when specifying decorative hardware.
- A heat shield is required to separate PureStyle™ doors, drawer fronts, overlay fillers, and all laminate products from heat producing units to be in compliance with cabinet warranty.

DOOR STYLES

Bexley

	Hickory	Maple	Oak	Painted Hardwood	Rustic Hickory	Laminate	PureStyle™
Price Point	6	7	—	7	—	—	7


Wall (Wood Species)

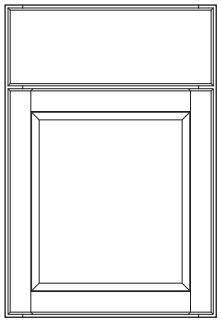
Base (Wood Species)


Optional 5-piece Drawer Front (DFF5PC)

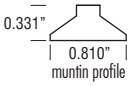

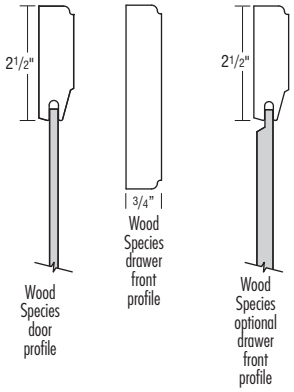


Wall (PureStyle™)


Base (PureStyle™)

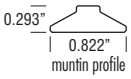

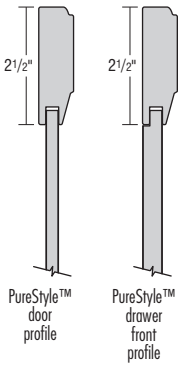

- Full/Modified Full Overlay
- 3/16″ Veneer Recessed Center Panel in 3/4″ Hardwood Frame
- Mortise and Tenon Joints
- Solid Hardwood Slab Drawer Front (Wood Species)
- 5-piece Drawer Front (PureStyle™)
- See page 27 for 5-piece drawer front dimensions when specifying decorative hardware.
- A heat shield is required to separate PureStyle™ doors, drawer fronts, overlay fillers, and all laminate products from heat producing units to be in compliance with cabinet warranty.

Bishop

	Hickory	Maple	Oak	Painted Hardwood	Rustic Hickory	Laminate	PureStyle™
Price Point	—	6	4	6	—	—	—

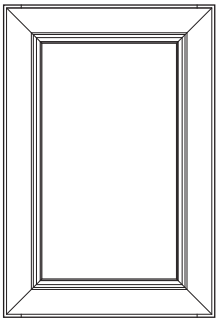
Wall

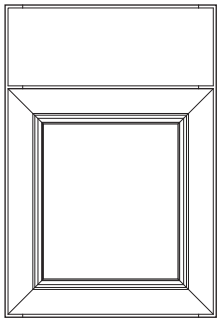
Base

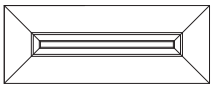
Optional 5-piece Drawer Front (DFF5PC)

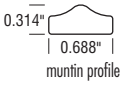

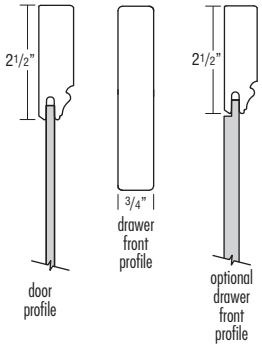

- Full/Modified Full Overlay
- 3/16″ Veneer Recessed Center Panel in 3/4″ Hardwood Frame
- 45° Mitered Joints
- Solid Hardwood Profiled Slab Drawer Front
- See page 27 for 5-piece drawer front dimensions when specifying decorative hardware.

DOOR STYLES

Chalet

	Hickory	Maple	Oak	Painted Hardwood	Rustic Hickory	Laminate	PureStyle™
Price Point	—	6	—	6	—	6	—


Wall


Base

door profile

drawer front profile

- Full/Modified Full Overlay
- Slab Door and Drawer Front

- When Chalet is selected in Painted Hardwood, the doors and drawer fronts will be constructed of medium density fiberboard (MDF) or high density fiberboard (HDF).
- A heat shield is required to separate laminate doors, drawer fronts, overlay fillers, and all laminate products from heat producing units to be in compliance with cabinet warranty.

Darwyn

	Hickory	Maple	Oak	Painted Hardwood	Rustic Hickory	Laminate	PureStyle™
Price Point	6	7	6	7	7	—	7


Wall (Wood Species)

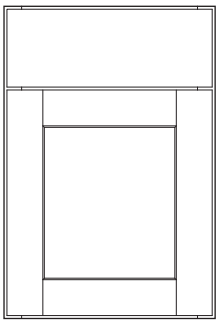
Base (Wood Species)


Optional 5-piece Drawer Front (DFF5PC) (Wood Species)

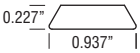

muntin profile

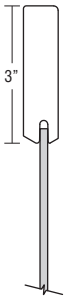

Wood Species door profile

Wood Species drawer front profile

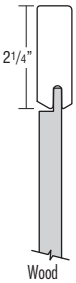

Wood Species optional drawer front profile (top and bottom)

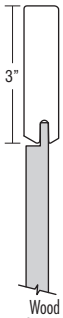

Wood Species optional drawer front profile (sides and 10"+)


Wall (PureStyle™)

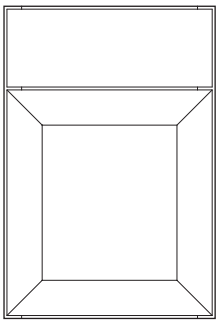
Base (PureStyle™)


Optional 5-piece Drawer Front (DFF5PC) (PureStyle™)

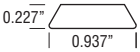

muntin profile

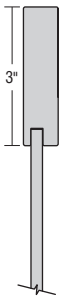

PureStyle™ door profile

PureStyle™ drawer front profile

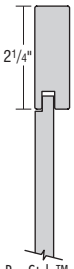

PureStyle™ optional drawer front profile

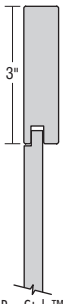

PureStyle™ optional drawer front profile 10"+

- Full/Modified Full Overlay
- 3/16″ Veneer Recessed Center Panel in 3/4″ Hardwood Frame
- Mortise and Tenon Joints (Wood Species)
- 45° Mitered Joints (PureStyle™)

- Solid Hardwood Slab Drawer Front
- See page 27 for 5-piece drawer front dimensions when specifying decorative hardware.
- A heat shield is required to separate PureStyle™ doors, drawer fronts, overlay fillers, and all laminate products from heat producing units to be in compliance with cabinet warranty.

DOOR STYLES

Dover

	Hickory	Maple	Oak	Painted Hardwood	Rustic Hickory	Laminate	PureStyle™
Price Point	7	8	7	8	8	—	—


Wall

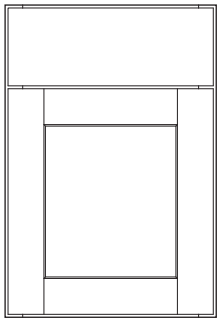
Base


Optional No Charge 5-piece Drawer Front (DFF5PC)

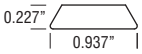

muntin profile

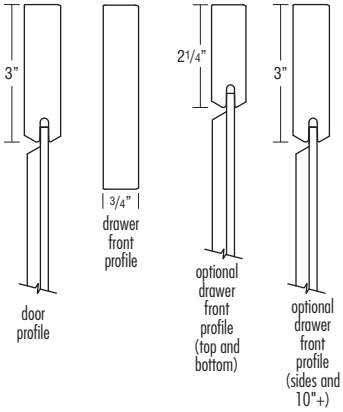

- Full/Modified Full Overlay
- 1/2″ Solid Hardwood Reverse Raised Center Panel in 3/4″ Hardwood Frame
- Mortise and Tenon Joints
- Solid Hardwood Slab Drawer Front
- See page 27 for 5-piece drawer front dimensions when specifying decorative hardware.

Fyfer

	Hickory	Maple	Oak	Painted Hardwood	Rustic Hickory	Laminate	PureStyle™
Price Point	3	6	3	6	—	—	—


Wall

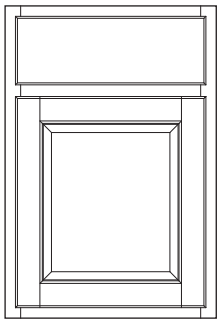
Base

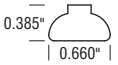

muntin profile

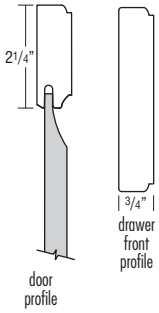

- Traditional Overlay
- 7/16″ Veneer Raised Center Panel in 3/4″ Hardwood Frame
- Mortise and Tenon Joints
- Solid Hardwood Profiled Slab Drawer Front

Haylan

	Hickory	Maple	Oak	Painted Hardwood	Rustic Hickory	Laminate	PureStyle™
Price Point	—	7	—	7	—	—	—


Wall


Base


Optional 5-piece Drawer Front (DFF5PC)

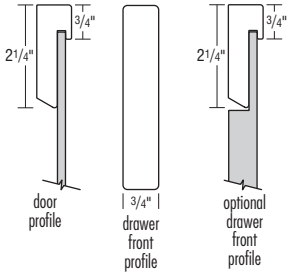

- Full/Modified Full Overlay
- 3/16″ Veneer Recessed Center Panel in 3/4″ Hardwood Frame
- 45° Mitered Joints
- Solid Hardwood Slab Drawer Front
- See page 27 for 5-piece drawer front dimensions when specifying decorative hardware.

DOOR STYLES

Highland

	Hickory	Maple	Oak	Painted Hardwood	Rustic Hickory	Laminate	PureStyle™
Price Point	—	8	—	8	—	—	—


Wall


Base

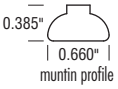

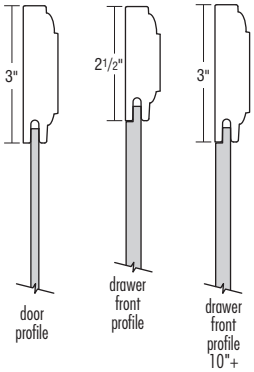

- Full/Modified Full Overlay
- 3/16″ Veneer Recessed Center Panel in 3/4″ Hardwood Frame
- 45° Mitered Joints
- 5-piece Drawer Front
- See page 27 for 5-piece drawer front dimensions when specifying decorative hardware.

Joplin

	Hickory	Maple	Oak	Painted Hardwood	Rustic Hickory	Laminate	PureStyle™
Price Point	—	3	2	3	—	—	—


Wall

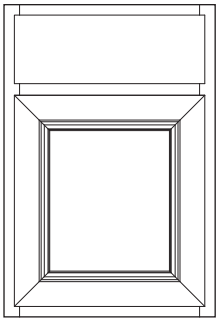
Base

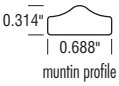

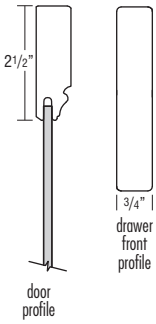

- Traditional Overlay
- 3/16″ Veneer Recessed Center Panel in 3/4″ Hardwood Frame
- 45° Mitered Joints
- Solid Hardwood Profiled Slab Drawer Front

Kendrick

	Hickory	Maple	Oak	Painted Hardwood	Rustic Hickory	Laminate	PureStyle™
Price Point	3	6	3	6	—	—	—


Wall

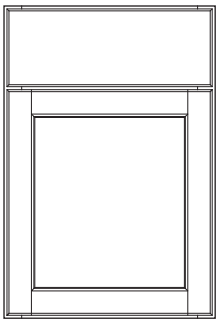
Base

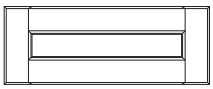
Optional 5-piece Drawer Front (DFF5PC)

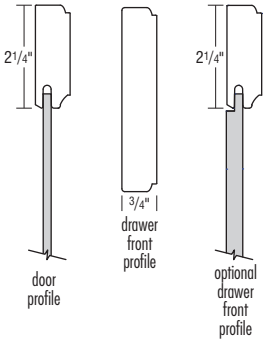

- Full/Modified Full Overlay
- 3/16″ Veneer Recessed Center Panel in 3/4″ Hardwood Frame
- Mortise and Tenon Joints
- Solid Hardwood Profiled Slab Drawer Front
- See page 27 for 5-piece drawer front dimensions when specifying decorative hardware.

DOOR STYLES

Kenosha

	Hickory	Maple	Oak	Painted Hardwood	Rustic Hickory	Laminate	PureStyle™
Price Point	1	2	1	2	—	—	—


Wall

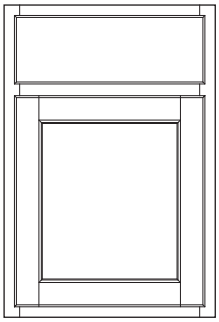
Base

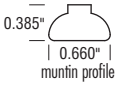

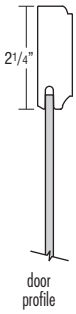

- Traditional Overlay
- 3/16″ Veneer Recessed Center Panel in 3/4″ Hardwood Frame
- 45° Mortise and Tenon Joints
- Solid Hardwood Profiled Slab Drawer Front

Lautner

	Hickory	Maple	Oak	Painted Hardwood	Rustic Hickory	Laminate	PureStyle™
Price Point	2	3	—	3	—	—	3


Wall (Wood Species)

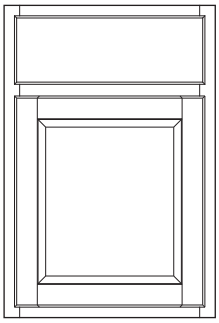
Base (Wood Species)


Optional 5-piece Drawer Front (DFF5PC)

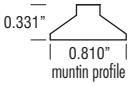

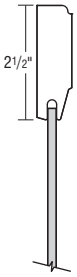

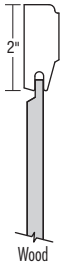

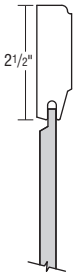


Wall (PureStyle™)


Base (PureStyle™)

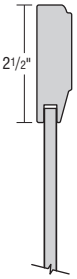

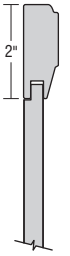

- Traditional Overlay
- 3/16″ Veneer Recessed Center Panel in 3/4″ Hardwood Frame
- Mortise and Tenon Joints
- Solid Hardwood Slab Drawer Front (Wood Species)
- 5-piece Drawer Front (PureStyle™)
- See page 27 for 5-piece drawer front dimensions when specifying decorative hardware.
- A heat shield is required to separate PureStyle™ doors, drawer fronts, overlay fillers, and all laminate products from heat producing units to be in compliance with cabinet warranty.

DOOR STYLES

Piper

	Hickory	Maple	Oak	Painted Hardwood	Rustic Hickory	Laminate	PureStyle™
Price Point	6	7	6	7	–	–	–

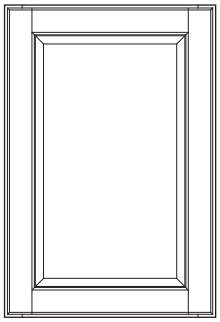

Wall

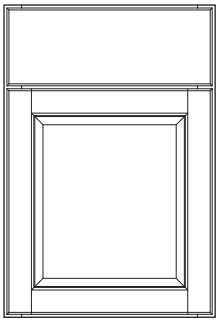

Base

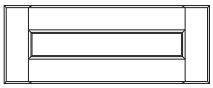

Optional 5-piece Drawer Front (DFF5PC)

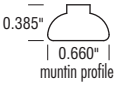

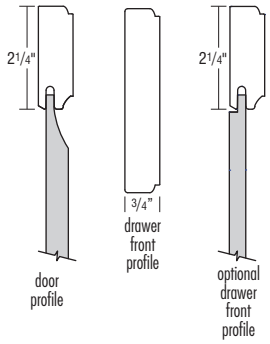

- Full/Modified Full Overlay
- 7/16″ Veneer Raised Center Panel in 3/4″ Hardwood Frame
- Mortise and Tenon Joints
- Solid Hardwood Profiled Slab Drawer Front
- See page 27 for 5-piece drawer front dimensions when specifying decorative hardware.

Rosedale

	Hickory	Maple	Oak	Painted Hardwood	Rustic Hickory	Laminate	PureStyle™
Price Point	–	7	–	7	–	–	–



Wall

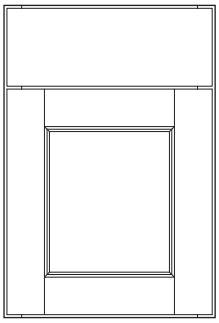

Base

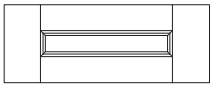

Optional 5-piece Drawer Front (DFF5PC)

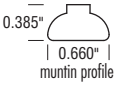

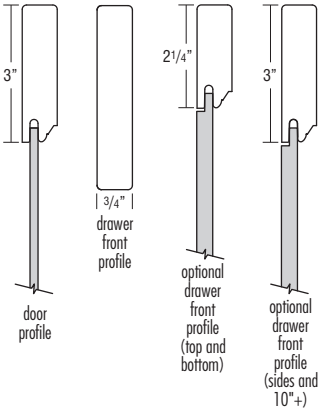

- Full/Modified Full Overlay
- 3/16″ Veneer Recessed Center Panel in 3/4″ Hardwood Frame
- Mortise and Tenon Joints
- Solid Hardwood Slab Drawer Front
- See page 27 for 5-piece drawer front dimensions when specifying decorative hardware.

DOOR STYLES

Sedona	Hickory	Maple	Oak	Painted Hardwood	Rustic Hickory	Laminate	PureStyle™
Price Point	6	7	6	7	7	–	7


Wall (Wood Species)

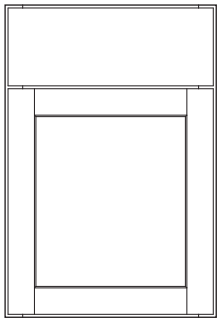
Base (Wood Species)


Optional No Charge 5-piece Drawer Front (DFF5PC) (Wood Species)

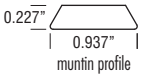

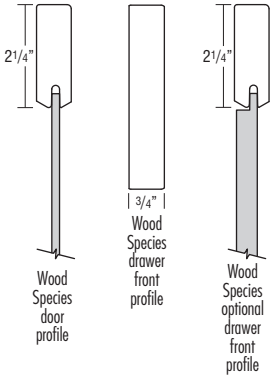


Wall (PureStyle™)

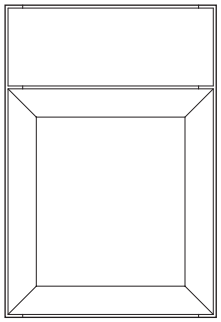
Base (PureStyle™)


Optional No Charge 5-piece Drawer Front (DFF5PC) (PureStyle™)

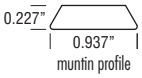

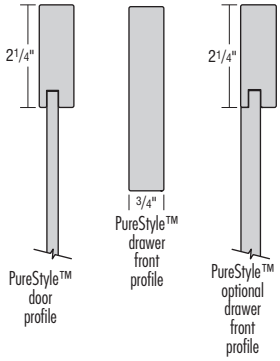

- Full/Modified Full Overlay
- 3/16″ Veneer Recessed Center Panel in 3/4″ Hardwood Frame
- Mortise and Tenon Joints (Wood Species)
- 45° Mitered Joints (PureStyle™)
- Solid Hardwood Slab Drawer Front

- When Rustic Hickory is specified, the center panel will have rustic characteristics with the exception of open knots or openings that would expose the panel core.
- See page 27 for 5-piece drawer front dimensions when specifying decorative hardware.
- A heat shield is required to separate PureStyle™ doors, drawer fronts, overlay fillers, and all laminate products from heat producing units to be in compliance with cabinet warranty.

DOOR STYLES

Waldron	Hickory	Maple	Oak	Painted Hardwood	Rustic Hickory	Laminate	PureStyle™
Price Point	6	7	6	7	–	–	7



Wall (Wood Species)

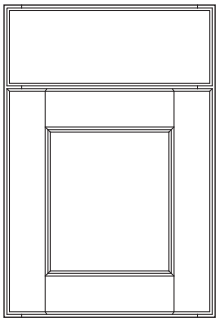

Base (Wood Species)

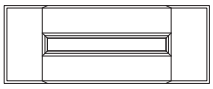

Optional 5-piece Drawer Front
(DFF5PC)
(Wood Species)

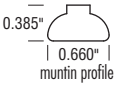

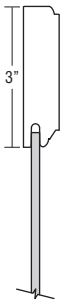

Wood Species door profile

Wood Species drawer front profile

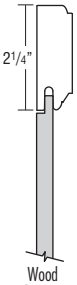

Wood Species optional drawer front profile (top and bottom)

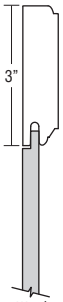

Wood Species optional drawer front profile (sides and 10"+)



Wall (PureStyle™)

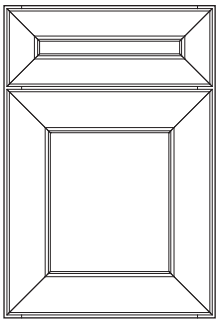

Base (PureStyle™)

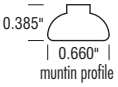

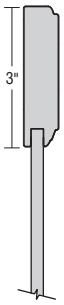

PureStyle™ door profile

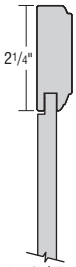

PureStyle™ drawer front profile

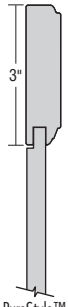

PureStyle™ drawer front profile 10"+

- Full/Modified Full Overlay
- 3/16″ Veneer Recessed Center Panel in 3/4″ Hardwood Frame
- Mortise and Tenon Joints (Wood Species)
- 45° Mitered Joints (PureStyle™)
- Solid Hardwood Profiled Slab Drawer Front (Wood Species)
- 5-piece Drawer Front (PureStyle™)
- See page 27 for 5-piece drawer front dimensions when specifying decorative hardware.
- A heat shield is required to separate PureStyle™ doors, drawer fronts, overlay fillers, and all laminate products from heat producing units to be in compliance with cabinet warranty.

DOOR STYLES

Welzin

	Hickory	Maple	Oak	Painted Hardwood	Rustic Hickory	Laminate	PureStyle™
Price Point	7	8	7	8	—	—	—



Wall

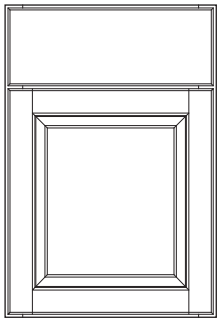

Base

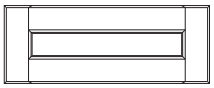

Optional 5-piece Drawer Front (DFF5PC)

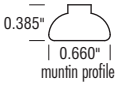

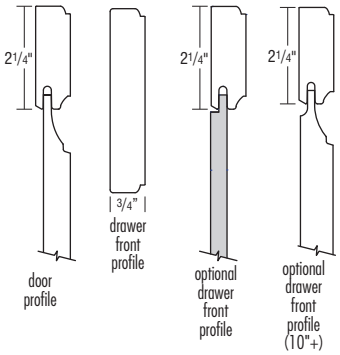

- Full/Modified Full Overlay
- 9/16″ Solid Raised Center Panel in 3/4″ Hardwood Frame
- Mortise and Tenon Joints
- Solid Hardwood Profiled Slab Drawer Front
- See page 27 for 5-piece drawer front dimensions when specifying decorative hardware.

Wexford

	Hickory	Maple	Oak	Painted Hardwood	Rustic Hickory	Laminate	PureStyle™
Price Point	5	7	5	7	7	—	—



Wall

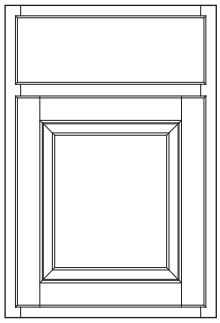

Base

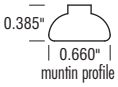

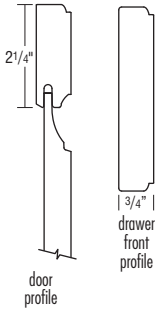

- Traditional Overlay
- 9/16″ Solid Raised Center Panel in 3/4″ Hardwood Frame
- Mortise and Tenon Joints
- Solid Hardwood Profiled Slab Drawer Front

FINISH PROCESS AND CHARACTERISTICS

We put our finishes to the test. Homecrest's multi-step finish is both beautiful and durable. To test the UV/oven-cured catalyzed varnish finish, twenty-six different household chemicals and agents were used. Three cc of each chemical/agent were applied to a test door and covered for a 24-hour period. Then the agent was washed off to determine the effect it had on the finish. The results are impressive. Homecrest passed each and every test.

HOMECREST CABINETRY FINISHING PROCESS

1. **Wood Selection –** The selection of the finest woods is the essential first step of Homecrest's finishing process.
2. **Sanded to Perfection –** Our sanding utilizes an ultra fine grit paper, both with and against the wood grain. This process is completed on a vacuum table, allowing for a wood surface that is free of all dust particles.
3. **Stain Application –** An environmentally safe stain is evenly applied to all surfaces. This deep penetrating stain is applied for even coverage on all profiles. On multi-step stains and glaze finishes, some non-facing surfaces (such as backs of doors, backs of panels, and matching veneer interiors) may not receive all steps noted. The resulting finish will be complementary and similar in color and have the same catalyzed top coat and cure, but may not result in the same color depth as facing surfaces.
4. **Removal of Excess Stain –** The wood is brushed to remove excess stain, emphasizing the cabinet's natural wood grain (where applicable).
5. **Sanding Sealer –** A coat of tough, non-yellowing, sealer is applied to protect the grain from moisture.
6. **Drying Process –** For added durability, the sealed wood is cured to lock in the beauty of wood.
7. **Hand-Sanded –** To achieve an ultra-smooth finish, the wood is hand-sanded one last time.
8. **Dust Removal –** The resulting dust is removed with both manual and automatic processes, which remove loose particles from the surface of the wood.
9. **Top Coat –** A second application of a premium quality top coat is applied to protect the wood from yellowing and other environmental elements.
10. **UV/Oven Cure –** The top coat is UV/oven cured to guarantee the strongest, most beautiful finish.
11. **Final Inspection –** This last, thorough, inspection ensures lasting quality and beauty. Our gift to you is that every cabinet is crafted with care.

CHARACTERISTICS OF GLAZING/PAINT

Characteristics of Glazing

A professional layer of glaze can add another layer of beauty to your cabinets. Homecrest's hand-detailed glaze application adds depth and dimension to cabinet appearance by highlighting the profile of your door style choice.

What to expect from glazed cabinetry...

- Hand-detailed glazing will leave a consistent, "penned" appearance around the profile.
- You should expect the result to yield a subtle to dramatic look based on the complexity of the cabinet design.
- Printed materials and online, electronic presentations can only do so much. It is important to both see and touch actual finished samples to ensure your satisfaction.

Characteristics of Painted Finishes

Paint may develop hairline cracks in the finish, most notable around the joints. This is a result of natural expansion and contraction of the genuine hardwoods used in the manufacturing of this product. Hairline cracks are not considered a defect in the cabinetry or finish and will not be considered a reason for product replacement. A signed Paint Finish Awareness Agreement is required for all Paint orders—found on page 182.

FINISH AVAILABILITY

Maple		Arbor	Bexley	Bishop	Chalet	Darwyn	Dover	Fyfer	Haylan	Highland	Joplin	Kendrick	Kenosha	Lautner	Piper	Rosedale	Sedona	Waldron	Welzin	Wexford
Standard Finishes	Anchor	✓	✓	✓	✓	✓	✓	✓	✓	✓	✓	✓	✓	✓	✓	✓	✓	✓	✓	✓
	Buckboard	✓	✓	✓	✓	✓	✓	✓	✓	✓	✓	✓	✓	✓	✓	✓	✓	✓	✓	✓
	Churro	✓	✓	✓	✓	✓	✓	✓	✓	✓	✓	✓	✓	✓	✓	✓	✓	✓	✓	✓
	Derby	✓	✓	✓	✓	✓	✓	✓	✓	✓	✓	✓	✓	✓	✓	✓	✓	✓	✓	✓
	Fallow	✓	✓	✓	✓	✓	✓	✓	✓	✓	✓	✓	✓	✓	✓	✓	✓	✓	✓	✓
	Karoo	✓	✓	✓	✓	✓	✓	✓	✓	✓	✓	✓	✓	✓	✓	✓	✓	✓	✓	✓
	Mane	✓	✓	✓	✓	✓	✓	✓	✓	✓	✓	✓	✓	✓	✓	✓	✓	✓	✓	✓
	Natural	✓	✓	✓	✓	✓	✓	✓	✓	✓	✓	✓	✓	✓	✓	✓	✓	✓	✓	✓
	Sand Castle NEW	✓	✓	✓	✓	✓	✓	✓	✓	✓	✓	✓	✓	✓	✓	✓	✓	✓	✓	✓
	Trellis	✓	✓	✓	✓	✓	✓	✓	✓	✓	✓	✓	✓	✓	✓	✓	✓	✓	✓	✓
	Wren	✓	✓	✓	✓	✓	✓	✓	✓	✓	✓	✓	✓	✓	✓	✓	✓	✓	✓	✓
	Unfinished**	✓	✓	✓	✓	✓	✓	✓	✓	✓	✓	✓	✓	✓	✓	✓	✓	✓	✓	✓
Wood Tone Glazes*	Brownstone	12%	12%	12%		12%	12%	12%	12%	12%	12%	12%	12%	12%	12%	12%	12%	12%	12%	12%
	Ebony	12%	12%	12%		12%	12%	12%	12%	12%	12%	12%	12%	12%	12%	12%	12%	12%	12%	12%

*Wood Tone Glazes available on all Standard Finishes.

**When ordered in Unfinished, APU or PEU must be ordered. Discount of 5% applied to all applicable products. When cabinets are finished by an outside source, finish is not covered under warranty. Interiors of cabinets will be natural Maple laminate. For finishable interiors, MI must be specified.

Painted Hardwood		Arbor	Bexley	Bishop	Chalet	Darwyn	Dover	Fyfer	Haylan	Highland	Joplin	Kendrick	Kenosha	Lautner	Piper	Rosedale	Sedona	Waldron	Welzin	Wexford
Paints ✍	Alpine	11%	11%	11%	11%	11%	11%	11%	11%	11%	11%	11%	11%	11%	11%	11%	11%	11%	11%	11%
	French Vanilla	11%	11%	11%	11%	11%	11%	11%	11%	11%	11%	11%	11%	11%	11%	11%	11%	11%	11%	11%
	Galaxy	11%	11%	11%	11%	11%	11%	11%	11%	11%	11%	11%	11%	11%	11%	11%	11%	11%	11%	11%
	Haven	11%	11%	11%	11%	11%	11%	11%	11%	11%	11%	11%	11%	11%	11%	11%	11%	11%	11%	11%
	Iceberg	11%	11%	11%	11%	11%	11%	11%	11%	11%	11%	11%	11%	11%	11%	11%	11%	11%	11%	11%
	Lakeside NEW	11%	11%	11%	11%	11%	11%	11%	11%	11%	11%	11%	11%	11%	11%	11%	11%	11%	11%	11%
	Mesa NEW	11%	11%	11%	11%	11%	11%	11%	11%	11%	11%	11%	11%	11%	11%	11%	11%	11%	11%	11%
	Mystic	11%	11%	11%	11%	11%	11%	11%	11%	11%	11%	11%	11%	11%	11%	11%	11%	11%	11%	11%
	Onyx	11%	11%	11%	11%	11%	11%	11%	11%	11%	11%	11%	11%	11%	11%	11%	11%	11%	11%	11%
	Poolhouse	11%	11%	11%	11%	11%	11%	11%	11%	11%	11%	11%	11%	11%	11%	11%	11%	11%	11%	11%
	Sailboat NEW	11%	11%	11%	11%	11%	11%	11%	11%	11%	11%	11%	11%	11%	11%	11%	11%	11%	11%	11%
	Willow	11%	11%	11%	11%	11%	11%	11%	11%	11%	11%	11%	11%	11%	11%	11%	11%	11%	11%	11%
Paints with Glazes* ✍	Brownstone	16%	16%	16%		16%	16%	16%	16%	16%	16%	16%	16%	16%	16%	16%	16%	16%	16%	16%
	Ebony	16%	16%	16%		16%	16%	16%	16%	16%	16%	16%	16%	16%	16%	16%	16%	16%	16%	16%

*Glazes available on all Paints.

Painted Hardwood finishes combine hardwoods and engineered materials including solid-wood, engineered materials—such as medium density fiberboard (MDF) and high density fiberboard (HDF)—and similar composite materials providing a smoother surface for painting and superior stability, consistency, and durability.

✍ Signed finish agreement required, see page 182.

FINISH AVAILABILITY

Hickory		Arbor	Bexley	Darwyn	Dover	Fyfer	Kendrick	Kenosha	Lautner	Piper	Sedona	Waldron	Welzin	Wexford
Standard Finishes	Anchor	✓	✓	✓	✓	✓	✓	✓	✓	✓	✓	✓	✓	✓
	Buckboard	✓	✓	✓	✓	✓	✓	✓	✓	✓	✓	✓	✓	✓
	Churro	✓	✓	✓	✓	✓	✓	✓	✓	✓	✓	✓	✓	✓
	Derby	✓	✓	✓	✓	✓	✓	✓	✓	✓	✓	✓	✓	✓
	Fallow	✓	✓	✓	✓	✓	✓	✓	✓	✓	✓	✓	✓	✓
	Karoo	✓	✓	✓	✓	✓	✓	✓	✓	✓	✓	✓	✓	✓
	Natural	✓	✓	✓	✓	✓	✓	✓	✓	✓	✓	✓	✓	✓
	Sand Castle NEW	✓	✓	✓	✓	✓	✓	✓	✓	✓	✓	✓	✓	✓
	Trellis	✓	✓	✓	✓	✓	✓	✓	✓	✓	✓	✓	✓	✓
	Wren	✓	✓	✓	✓	✓	✓	✓	✓	✓	✓	✓	✓	✓
	Unfinished**	✓	✓	✓	✓	✓	✓	✓	✓	✓	✓	✓	✓	✓
Wood Tone Glazes*	Brownstone	12%	12%	12%	12%	12%	12%	12%	12%	12%	12%	12%	12%	12%
	Ebony	12%	12%	12%	12%	12%	12%	12%	12%	12%	12%	12%	12%	12%

*Wood Tone Glazes available on all Standard Finishes.

**When ordered in Unfinished, APU or PEU must be ordered. Discount of 5% applied to all applicable products. When cabinets are finished by an outside source, finish is not covered under warranty. Interiors of cabinets will be natural Maple laminate. For finishable interiors, MI must be specified.

Rustic Hickory		Arbor	Darwyn	Dover	Sedona	Wexford
Standard Finishes	Anchor	✓	✓	✓	✓	✓
	Buckboard	✓	✓	✓	✓	✓
	Churro	✓	✓	✓	✓	✓
	Derby	✓	✓	✓	✓	✓
	Fallow	✓	✓	✓	✓	✓
	Karoo	✓	✓	✓	✓	✓
	Natural	✓	✓	✓	✓	✓
	Sand Castle NEW	✓	✓	✓	✓	✓
	Trellis	✓	✓	✓	✓	✓
	Wren	✓	✓	✓	✓	✓
	Unfinished**	✓	✓	✓	✓	✓
Wood Tone Glazes*	Brownstone	12%	12%	12%	12%	12%
	Ebony	12%	12%	12%	12%	12%

*Wood Tone Glazes available on all Standard Finishes.

**When ordered in Unfinished, APU or PEU must be ordered. Discount of 5% applied to all applicable products. When cabinets are finished by an outside source, finish is not covered under warranty. Interiors of cabinets will be natural Maple laminate. For finishable interiors, MI must be specified.

FINISH AVAILABILITY

Oak		Arbor	Bishop	Darwyn	Dover	Fyfer	Joplin	Kendrick	Kenosha	Piper	Sedona	Waldron	Welzin	Wexford
Standard Finishes	Anchor	✓	✓	✓	✓	✓	✓	✓	✓	✓	✓	✓	✓	✓
	Buckboard	✓	✓	✓	✓	✓	✓	✓	✓	✓	✓	✓	✓	✓
	Churro	✓	✓	✓	✓	✓	✓	✓	✓	✓	✓	✓	✓	✓
	Derby	✓	✓	✓	✓	✓	✓	✓	✓	✓	✓	✓	✓	✓
	Fallow	✓	✓	✓	✓	✓	✓	✓	✓	✓	✓	✓	✓	✓
	Karoo	✓	✓	✓	✓	✓	✓	✓	✓	✓	✓	✓	✓	✓
	Mane	✓	✓	✓	✓	✓	✓	✓	✓	✓	✓	✓	✓	✓
	Natural	✓	✓	✓	✓	✓	✓	✓	✓	✓	✓	✓	✓	✓
	Sand Castle NEW	✓	✓	✓	✓	✓	✓	✓	✓	✓	✓	✓	✓	✓
	Trellis	✓	✓	✓	✓	✓	✓	✓	✓	✓	✓	✓	✓	✓
	Wren	✓	✓	✓	✓	✓	✓	✓	✓	✓	✓	✓	✓	✓
	Unfinished**	✓	✓	✓	✓	✓	✓	✓	✓	✓	✓	✓	✓	✓

**When ordered in Unfinished, APU or PEU must be ordered. Discount of 5% applied to all applicable products. When cabinets are finished by an outside source, finish is not covered under warranty. Interiors of cabinets will be natural Maple laminate. For finishable interiors, MI must be specified.

PureStyle™/Laminate		Arbor	Bexley	Chalet	Darwyn	Lautner	Sedona	Waldron
Laminate Finishes	Alpine	✓	✓	✓	✓	✓	✓	✓
	Galaxy	✓	✓	✓	✓	✓	✓	✓
	Iceberg	✓	✓	✓	✓	✓	✓	✓
	Mystic	✓	✓	✓	✓	✓	✓	✓
	Poolhouse	✓	✓	✓	✓	✓	✓	✓
	Willow	✓	✓	✓	✓	✓	✓	✓

CONSTRUCTION SPECIFICATIONS

	HOMECREST STANDARD	ALL-PLYWOOD CONSTRUCTION†
Doors & Drawer Fronts	See "Door Styles" pages 6-18 for door and drawer front configuration and construction details.	
Front Frames	3/4″ thick solid hardwood stiles and rails.	
Sta-Beam™	The Sta-Beam method utilizes 3/8″ furniture board dadoed into face frame, end panels and back panels.	The Sta-Beam method utilizes 3/8″ plywood dadoed into face frame, end panels and back panels.
Cabinet Sides	1/2″ furniture board with natural Maple laminate interiors and matching laminate exterior.	1/2″ plywood with natural Maple laminate interior and veneer exterior.
Cabinet Tops & Bottoms (Wall & Tall)	3/8″ furniture board with natural Maple laminate interior and exterior surfaces.	3/8″ plywood with natural Maple laminate interior and exterior surfaces.
Cabinet Bottoms (Base & Vanity)	3/8″ furniture board with natural Maple laminate interior surface.	3/8″ plywood with natural Maple laminate interior surface.
Cabinet Backs	3/8″ furniture board with natural Maple laminate interior. Base cabinets have 3mm system holes for easy drawer and roll tray installation.	3/8″ plywood with natural Maple laminate interior. Base cabinets have 3mm system holes for easy drawer and roll tray installation.
Shelves	3/4″ thick laminated furniture board shelves feature PVC edgebanding to protect exposed edges. Adjustable in both wall and base cabinets.	3/4″ thick laminated plywood shelves feature PVC edgebanding to protect exposed edges. Adjustable in both wall and base cabinets.
Hinges	Hinges: Fully concealed, integrated SofTouch cup hinge (INTGH); 6-way adjustable and self-closing. Hinge features deactivation option. NSCH Mod: Fully concealed cup hinge; 6-way adjustable and self-closing.	
Drawer Box Construction and Drawer Guide	WDRW - Standard Wood Dovetail Drawer Box with SofTouch Guide: Four-sided clear coated solid hardwood drawer box with dovetailed construction and 5.2mm laminated plywood captured in drawer sides, front, and back. SofTouch features a self-closing, full extension mechanism, with a cushion close feature which prevents the drawer from slamming. Adjustable steel undermount full extension drawer guide system is completely hidden.	
	FDRW - Furniture Board Drawer Box Option: 1/2″ thick, four-sided construction with 3/8″ thick bottom. Epoxy-coated steel drawer guides wrap around drawer bottom 1/2″ for added strength.	
Toekick	Toekick area is unfinished furniture board, inset between the cabinet end panels. Matching laminated or veneered toekick overlay is available in 8′ lengths.	Toekick area is unlaminated plywood, inset between the cabinet end panels. Matching laminated or veneered toekick overlay is available in 8′ lengths.

STANDARD CONSTRUCTION SPECIFICATIONS

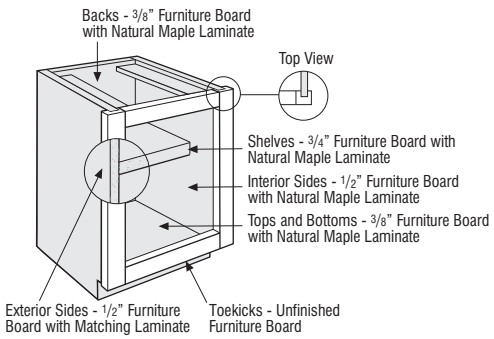

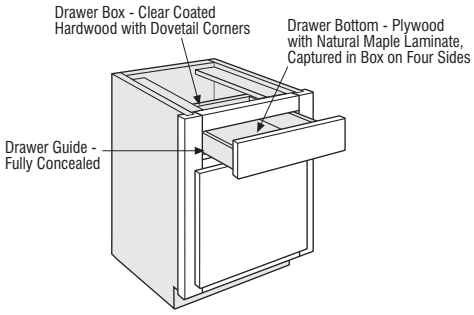

†All-plywood components meet ANSI/HPVA HP-1 standards and may contain MDF or particleboard.

COMPATIBLE MODIFICATIONS

Starting Modification		APU	PEU	WDRW/FDRW	RTPG	INTGH/NSCH	DFF5PC	AUTHL	AUTHR	AUTHB	FB	FPEB	ACS	CBO	CCO	CFNTO	CFP	CFRMO	CND	EXL	EXR	ID	P	RD	FULL	MFO	MI	FD	ADDTK	FTK	FTKAV	FTKFV	RECTKBK	RECTKL	RECTKR	RECTKALL	VTK	MD	CG
Construction Upgrades	APU			✓	✓	✓	✓	✓	✓	✓	✓	✓	✓	✓	✓		✓		✓	✓	✓	✓	✓	✓	✓	✓		✓	✓	✓	✓	✓	✓	✓	✓	✓		
	PEU			✓	✓	✓	✓				✓		✓	✓	✓		✓		✓	✓	✓	✓	✓	✓	✓	✓		✓	✓	✓	✓	✓	✓	✓	✓	✓		
Drawer, Roll Tray, Hinge, and Drawer Front Options	WDRW/FDRW	✓	✓			✓	✓	✓	✓	✓	✓	✓	✓	✓			✓		✓	✓	✓	✓	✓	✓	✓	✓	✓	✓	✓	✓	✓	✓	✓	✓	✓	✓		
	RTPG	✓	✓			✓	✓	✓	✓	✓	✓	✓	✓	✓			✓		✓	✓	✓			✓	✓	✓	✓	✓		✓	✓	✓	✓	✓	✓	✓	✓		
	INTGH/NSCH	✓	✓	✓	✓		✓	✓	✓	✓	✓	✓	✓			✓	✓			✓	✓	✓	✓	✓	✓	✓	✓	✓	✓	✓	✓	✓	✓	✓	✓	✓	✓	✓
	DFF5PC*	✓	✓	✓	✓	✓		✓	✓	✓	✓	✓	✓			✓	✓		✓	✓	✓	✓	✓	✓	✓	✓	✓	✓	✓	✓	✓	✓	✓	✓	✓	✓	✓	✓
End Panel Modifications	AUTHL	✓		✓	✓	✓	✓						✓	✓	✓		✓		✓		✓	✓	✓	✓	✓	✓	✓	✓	✓	✓	✓	✓	✓	✓	✓	✓	✓	✓	✓
	AUTHR	✓		✓	✓	✓	✓						✓	✓	✓		✓		✓	✓		✓	✓	✓	✓	✓	✓	✓	✓	✓	✓	✓	✓	✓	✓	✓	✓	✓
	AUTHB	✓		✓	✓	✓	✓						✓	✓	✓		✓		✓			✓	✓	✓	✓	✓	✓	✓	✓	✓	✓	✓	✓	✓	✓	✓	✓	✓
	FB	✓	✓	✓	✓	✓	✓						✓	✓	✓		✓		✓	✓	✓	✓	✓	✓	✓	✓		✓	✓	✓	✓	✓	✓	✓	✓	✓	✓	✓
	FPEB	✓		✓	✓	✓	✓						✓	✓	✓		✓		✓	✓	✓	✓	✓	✓	✓	✓	✓	✓	✓	✓	✓	✓	✓	✓	✓	✓	✓	✓
Box Modifications	ACS	✓	✓	✓	✓	✓	✓	✓	✓	✓	✓	✓		✓	✓	✓			✓	✓	✓			✓	✓	✓	✓			✓	✓	✓		✓	✓				
	CBO	✓	✓	✓	✓			✓	✓	✓	✓	✓	✓							✓	✓	✓	✓	✓			✓	✓	✓	✓	✓	✓	✓	✓	✓	✓	✓		
	CCO	✓	✓					✓	✓	✓	✓	✓	✓							✓	✓	✓	✓	✓			✓		✓	✓	✓	✓	✓	✓	✓	✓	✓		
	CFNTO					✓	✓						✓							✓	✓				✓	✓				✓	✓	✓						✓	✓
	CFP	✓	✓	✓	✓	✓	✓	✓	✓	✓	✓	✓								✓	✓	✓	✓	✓	✓	✓	✓	✓		✓	✓	✓	✓	✓	✓	✓	✓		
	CFRMO																			✓	✓									✓	✓	✓							
	CND	✓	✓	✓	✓		✓	✓	✓	✓	✓	✓	✓							✓	✓	✓	✓	✓			✓	✓		✓	✓	✓	✓	✓	✓	✓	✓		
	EXL	✓	✓	✓	✓	✓	✓		✓		✓	✓	✓	✓	✓	✓	✓	✓	✓			✓		✓	✓	✓	✓	✓	✓	✓	✓	✓	✓	✓	✓	✓	✓	✓	✓
	EXR	✓	✓	✓	✓	✓	✓	✓			✓	✓	✓	✓	✓	✓	✓	✓	✓			✓		✓	✓	✓	✓	✓	✓	✓	✓	✓	✓	✓	✓	✓	✓	✓	✓
	ID	✓	✓	✓		✓	✓	✓	✓	✓	✓	✓		✓	✓		✓		✓	✓	✓		✓		✓	✓	✓		✓	✓	✓	✓		✓	✓		✓	✓	✓
	P	✓	✓	✓		✓	✓	✓	✓	✓	✓	✓		✓	✓		✓		✓			✓		✓	✓	✓	✓		✓	✓	✓	✓		✓	✓		✓	✓	✓
	RD	✓	✓	✓	✓	✓	✓	✓	✓	✓	✓	✓	✓	✓	✓		✓		✓	✓	✓		✓		✓	✓	✓		✓	✓	✓	✓		✓	✓		✓	✓	✓
Overlay Modification	FULL	✓	✓	✓	✓	✓	✓	✓	✓	✓	✓	✓	✓			✓	✓			✓	✓	✓	✓	✓			✓	✓	✓	✓	✓	✓	✓	✓	✓	✓	✓	✓	✓
	MFO	✓	✓	✓	✓	✓	✓	✓	✓	✓	✓	✓	✓			✓	✓			✓	✓	✓	✓	✓			✓	✓	✓	✓	✓	✓	✓	✓	✓	✓	✓	✓	✓
Interior Modifications	MI			✓	✓	✓	✓	✓	✓	✓		✓	✓	✓	✓		✓		✓	✓	✓	✓	✓	✓	✓	✓			✓	✓	✓	✓	✓	✓	✓	✓	✓	✓	✓
	FD	✓	✓	✓	✓	✓	✓	✓	✓	✓	✓	✓		✓			✓		✓	✓	✓				✓	✓				✓	✓	✓	✓	✓	✓	✓	✓		
Toekick Modifications	ADDTK	✓	✓	✓		✓	✓	✓	✓	✓	✓	✓		✓	✓					✓	✓	✓	✓	✓	✓	✓	✓							✓	✓				
	FTK	✓	✓	✓	✓	✓	✓	✓	✓	✓	✓	✓	✓	✓	✓	✓	✓	✓	✓	✓	✓	✓	✓	✓	✓	✓	✓	✓					✓					✓	✓
	FTKAV	✓	✓	✓	✓	✓	✓	✓	✓	✓	✓	✓	✓	✓	✓	✓	✓	✓	✓	✓	✓	✓	✓	✓	✓	✓	✓	✓					✓						
	FTKFV	✓	✓	✓	✓	✓	✓	✓	✓	✓	✓	✓	✓	✓	✓	✓	✓	✓	✓	✓	✓	✓	✓	✓	✓	✓	✓	✓					✓						
	RECTKBK	✓	✓	✓	✓	✓	✓	✓	✓	✓	✓	✓		✓	✓		✓		✓	✓	✓				✓	✓	✓	✓		✓	✓	✓		✓	✓				
	RECTKL	✓	✓	✓	✓	✓	✓	✓	✓	✓	✓	✓	✓	✓	✓		✓		✓	✓	✓	✓	✓	✓	✓	✓	✓	✓	✓				✓		✓			✓	✓
	RECTKR	✓	✓	✓	✓	✓	✓	✓	✓	✓	✓	✓	✓	✓	✓		✓		✓	✓	✓	✓	✓	✓	✓	✓	✓	✓	✓				✓	✓				✓	✓
	RECTKALL	✓	✓	✓	✓	✓	✓	✓	✓	✓	✓	✓		✓	✓		✓		✓	✓	✓				✓	✓	✓	✓											
	VTK	✓	✓	✓	✓	✓	✓	✓	✓	✓	✓	✓		✓	✓		✓		✓	✓	✓	✓	✓	✓	✓	✓	✓	✓											
Specialty Doors	MD					✓	✓	✓	✓	✓	✓	✓				✓				✓	✓	✓	✓	✓	✓	✓	✓			✓				✓	✓				
	CG					✓	✓	✓	✓	✓	✓	✓				✓				✓	✓	✓	✓	✓	✓	✓	✓			✓				✓	✓				

CONSTRUCTION OPTIONS

OPTION NAME	APPLICABLE CABINET GROUP	DESCRIPTION/LIMITATIONS	PRICING
Standard			
Laminate Ends (LE)	Most wall, base, tall, other room, and vanity cabinets	1/2″ thick furniture board with natural Maple laminate interiors. Exteriors are laminate that match the color of the face frame.	Standard
Upgrades			
All-plywood Unfinished (APU)†	Most wall, base, tall, other room, and vanity cabinets	1/2″ thick plywood end panels have a laminated natural Maple wood grain interior and unfinished exterior. End panels are routed to receive tops, bottoms and backs which are secured with adhesives and/or fasteners.	Cabinet list + 12%
Plywood Ends Unfinished (PEU)†	Most wall, base, tall, other room, and vanity cabinets	1/2″ thick plywood end panels have a laminated natural Maple wood grain interior and unfinished exterior. End panels are routed to receive tops, bottoms and backs which are secured with adhesives and/or fasteners.	Cabinet list + 5%

ALL-PLYWOOD CONSTRUCTION (APU)†

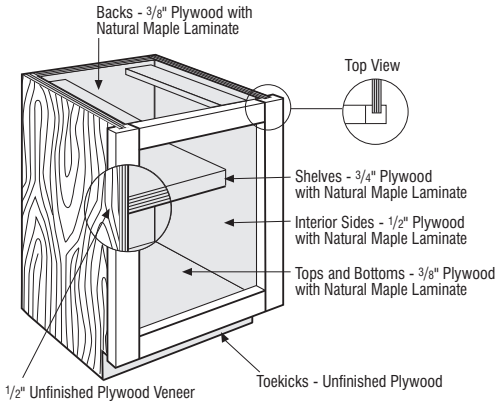

PLYWOOD ENDS CONSTRUCTION UPGRADE (PEU)†

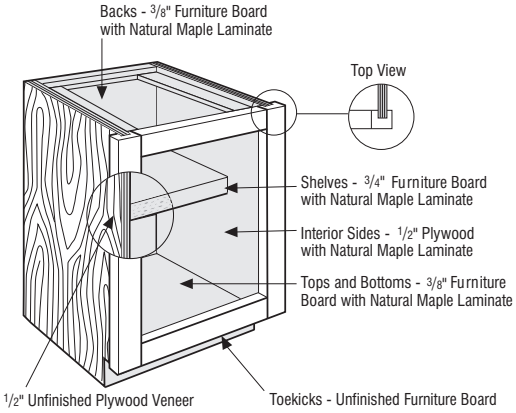

†All-plywood components meet ANSI/HPVA HP-1 standards and may contain MDF or particleboard.

DRAWER, ROLL TRAY, AND HINGE OPTIONS

OPTION NAME	APPLICABLE CABINET GROUP	DESCRIPTION/LIMITATIONS	PRICING
Drawer & Roll Tray			
Wood Dovetail Drawer w/SofTouch Guide (WDRW)	Cabinets with drawers	Four-sided clear coated solid hardwood drawer box with dovetailed construction and 5.2mm laminated plywood captured in drawer sides, front, and back. SofTouch features a self-closing, full extension mechanism, with a cushion close feature which prevents the drawer from slamming. Adjustable steel undermount full extension drawer guide system is completely hidden.	Standard
Wood Dovetail Roll Trays w/SofTouch Guide (RTPG)	Select base, tall, other room, and vanity cabinets	On cabinets without a center stile, installs specified number of roll trays (1-5). Example, for two roll trays, specify 2RTPG. On cabinets with a center stile, installs a roll tray on both sides of the cabinet. 1RTPG: 2 roll trays 3RTPG: 6 roll trays 2RTPG: 4 roll trays 4RTPG: 8 roll trays When 1RTPG is specified on a base cabinet, the roll tray is installed in the lowest position and one half-depth adjustable shelf is included. On utility cabinets for the lower section, 1RTPG includes three shelves, 2RTPG includes two shelves, and 3RTPG includes 1 shelf. No shelves for lower section are included with 4RTPG or 5RTPG. See page 46 for Roll Tray positions.	$208 per roll tray
Furniture Board Drawer (FDRW)	Cabinets with drawers and/or roll trays	Replaces standard drawers, roll trays, and guides. 1/2″ thick, four-sided construction with 3/8″ thick bottom. Epoxy-coated steel drawer guides wrap around bottom 1/2″ for added strength. All guides have a 75 lb. weight capacity. All drawers and roll trays must be changed in a cabinet. Not compatible with RD12 and RD15.	Deduct $32 list per drawer/roll tray
Hinge			
Integrated SofTouch Hinge (INTGH)	Most cabinets with doors	Factory installed, 6-way adjustable hinge with integrated SofTouch feature.	Standard
Non SofTouch Hinge (NSCH)	Most cabinets with doors	Non SofTouch fully concealed cup hinge; 6-way adjustable and self-closing.	Deduct $4 list per door

WOOD DOVETAIL ROLL TRAYS W/SOFTOUCH GUIDE (RTPG)

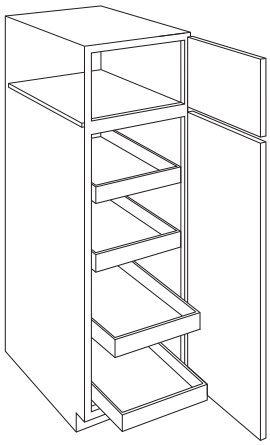

Tall cabinets

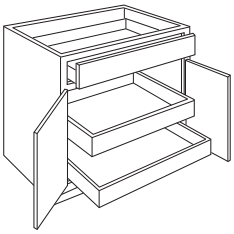

Base, Office, and Vanity cabinets

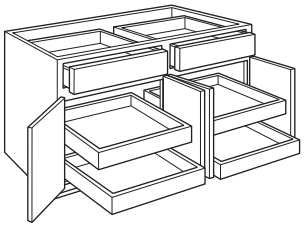

Base and Vanity cabinets with center stile

DRAWER FRONT OPTIONS

OPTION NAME	APPLICABLE CABINET GROUP	DESCRIPTION/LIMITATIONS	PRICING
Drawer Front			
Drawer Front Flat 5-piece (DFF5PC)	Base, tall, other room, and vanity cabinets on Arbor, Bexley (Wood Species Only), Bishop, Darwyn, Dover, Kendrick, Lautner (Wood Species Only), Piper, Rosedale, Sedona, Waldron (Wood Species Only), and Welzin	Replaces the standard drawer front with a 5-piece flat panel drawer front. Must upgrade all drawer fronts on a cabinet where applicable. Premium finish upcharges will apply where applicable.	$90 list per drawer No Upcharge on Dover & Sedona

Place Standard Modification nomenclature AFTER cabinet nomenclature and include any size dimension needed.

5-PIECE DRAWER FRONT DIMENSIONS CHART

5-PIECE DRAWER FRONTS	DRAWER FRONT WIDTH	DRAWER FRONT HEIGHT	PANEL FLAT WIDTH	PANEL FLAT HEIGHT
Arbor DFF5PC (Wood)	7″	5 1/2″	2 1/2″	1 1/2″
Arbor DFF5PC (PureStyle™)	7″	5 1/2″	3″	1 1/2″
Bexley DFF5PC (Wood)	8 1/2″	6 1/4″	3 1/2″	1 1/4″
Bexley (PureStyle™)	8 1/2″	6 1/4″	3 1/2″	1 1/4″
Bishop DFF5PC	8 1/2″	6 1/4″	3 1/2″	1 1/4″
Darwyn DFF5PC (Wood)	8 1/2″	6 1/4″	2 1/2″	1 3/4″
Darwyn DFF5PC (PureStyle™)	8 1/2″	6 1/4″	4″	1 3/4″
Dover DFF5PC	8 1/2″	6 1/4″	2 1/2″	1 3/4″
Haylan DFF5PC	8 1/2″	6 1/4″	7″	4 3/4″
Highland	8 1/2″	6 1/4″	3 1/2″	1 1/4″
Kendrick DFF5PC	8 1/2″	6 1/4″	4″	1 3/4″
Lautner DFF5PC (Wood)	7″	5 1/2″	2″	1 1/2″
Lautner (PureStyle™)	7″	5 1/2″	3″	1 1/2″
Piper DFF5PC	8 1/2″	6 1/4″	4″	1 3/4″
Rosedale DFF5PC	8 1/2″	6 1/4″	2 1/2″	1 3/4″
Sedona DFF5PC (Wood)	8 1/2″	6 1/4″	4″	1 3/4″
Sedona (PureStyle™)	8 1/2″	6 1/4″	4″	1 3/4″
Waldron DFF5PC (Wood)	8 1/2″	6 1/4″	2 1/2″	1 3/4″
Waldron (PureStyle™)	8 1/2″	6 1/4″	4″	1 3/4″
Welzin DFF5PC	8 1/2″	6 1/4″	4″	1 3/4″

Drawer front sizes are representative of a 9″ wide base cabinet.

END PANEL MODIFICATIONS

MODIFICATION NAME	APPLICABLE CABINET GROUP	DESCRIPTION/LIMITATIONS	PRICING
Authentic Ends (AUTHL) (AUTHR) (AUTHB)	Wall, base, tall, other room, and vanity cabinets	Modifies cabinet end panel(s) with applied decorative door(s) onto FPEB upgraded end panel(s). Includes FPEB modification; if AUTHL or AUTHR upgrades are specified, the opposite end panel is also FPEB. Available on most cabinets with depths of 12″, 15″, 18″, 21″, and 24″. Other room base cabinets (29″ high) will have double door configuration when specified on 24″ deep cabinets. Tall mitered door styles and PureStyle™ door styles will feature one center panel, other door styles will feature two center panels.	AUTHL/AUTHR Wall: Cabinet list + $275 list Base & Vanity: Cabinet list + $375 list Tall: Cabinet list + $975 list AUTHB Wall: Cabinet list + $550 list Base & Vanity: Cabinet list + $750 list Tall: Cabinet list + $1950 list
Finished Ends (FB)	Cabinets with APU or PEU modification; both ends will be finished	Creates a matching finished 1/2″ veneer plywood exterior.	Wall: Cabinet list + $30 list Base: Cabinet list + $60 list Tall: Cabinet list + $90 list
Furniture Finished Plywood Ends (FPEB)†	Wall, base, tall, other room, and vanity cabinets	Replaces standard cabinet ends with 3/4″ finished veneer end panels to achieve a furniture end appearance. Not available with extended stiles or cabinets with frameless construction. APU upgrade available (Upcharges Apply).	Wall: Cabinet list + $75 list Base & Vanity: Cabinet list + $150 list Tall: Cabinet list + $300 list

AUTHENTIC ENDS (AUTHB/AUTHL/AUTHR)

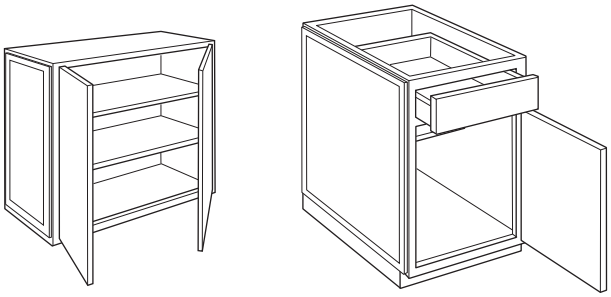

Wall cabinets Base cabinets

FURNITURE FINISHED PLYWOOD END PANELS CONSTRUCTION UPGRADE (FPEB)†

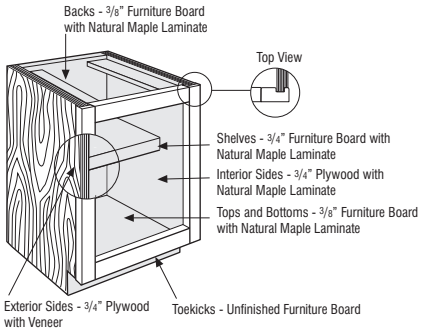

Place Standard Modification nomenclature AFTER cabinet nomenclature and include any size dimension needed.

†All-plywood components meet ANSI/HPVA HP-1 standards and may contain MDF or particleboard.

BOX MODIFICATIONS

MODIFICATION NAME	APPLICABLE CABINET GROUP	DESCRIPTION/LIMITATIONS	PRICING
Appliance Cut-out, Single (ACS)	Narrow Rail Oven Cabinets	Creates a custom cut-out area for field-ready oven installation. Available on oven cabinets specified with an (N) for Narrow Stile, with 1 1/2″ wide frame side stiles. See cabinet specifications for available cut-out dimensions. Custom cut-out width dimension available in 1/4″ increments. Standard frame opening will start 3″ smaller than overall cabinet width. Custom cut-out opening can be specified from 3 1/2″ to 6″ smaller than the cabinet width in 1/4″ increments. Cut-out opening will be centered. Custom cut-out height dimension available in 1/4″ increments. Cut-out area will be centered.	Cabinet list + $125 list
Cabinet Box Only (CBO)	Most wall, base, tall, other room, and vanity cabinets	Removes doors, drawer fronts, and any accessory items attached to a door or drawer front. Drawer box and any interior components attached to the cabinet box will be included. Frames will not be drilled for hinges.	Cabinets without drawers: 80% of cabinet list Cabinets with drawers: 85% of cabinet list
Cabinet Case Only (CCO)	Most wall, base, tall, other room, and vanity cabinets	Removes doors, drawer fronts, drawers, and interior components. Frames will not be drilled for hinges, but cabinet will have standard drilling for shelves and guides.	80% of cabinet list
Cabinet Front Only (CFNTO)	Most wall, base, tall, other room, and vanity cabinets	Creates a door and/or drawer front assembled with a frame.	65% of cabinet list
Cabinet Frame Only (CFRMO)	Most cabinets with a face frame	Creates a cabinet frame only. No box, doors, or drawer fronts are included.	25% of cabinet list

APPLIANCE CUT-OUT, SINGLE (ACS)

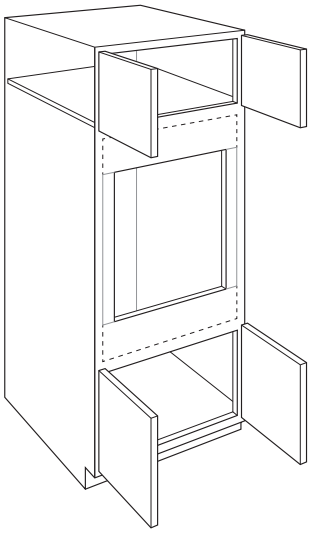

Tall cabinets

CABINET BOX ONLY (CBO)

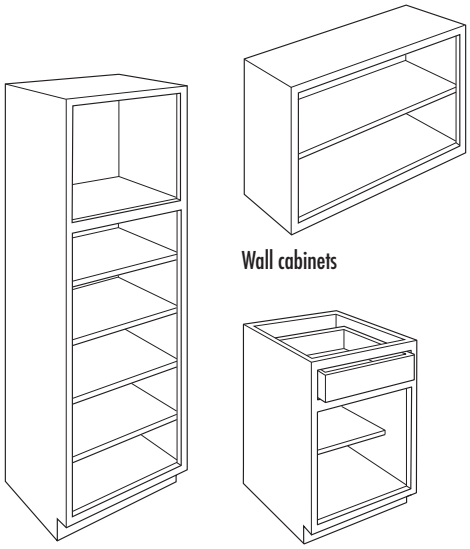

Wall cabinets

Tall cabinets

Base cabinets

CABINET CASE ONLY (CCO)

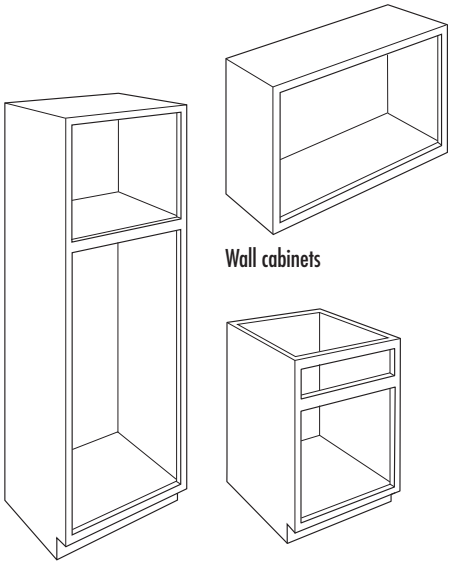

Wall cabinets

Tall cabinets

Base cabinets

CABINET FRONT ONLY (CFNTO)

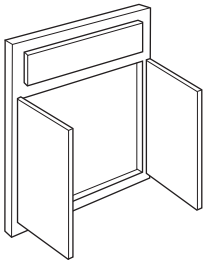

Wall, Base, and Tall cabinets

CABINET FRAME ONLY (CFRMO)

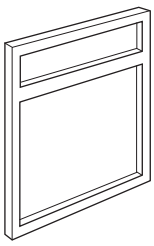

Cabinet frame only – Wall, Base, and Tall

Place Standard Modification nomenclature AFTER cabinet nomenclature and include any size dimension needed.

BOX MODIFICATIONS (cont'd)

MODIFICATION NAME	APPLICABLE CABINET GROUP	DESCRIPTION/LIMITATIONS	PRICING
Cabinet False Panel (CFP)	Most base, tall, other room, and vanity cabinets with a top drawer	Replaces top drawer with false panel. Not available with deep drawers.	No Upcharge
Cabinet with No Door, with Drawer (CND)	Most wall, base, tall, other room, and vanity cabinets with door(s) and drawer(s)	Removes door(s). Complete drawer(s) with drawer front(s) and interior components remain in cabinet. Frames will not be drilled for hinges.	90% of cabinet list
Extended Stile (EXL) (EXR)	Most cabinets with a face frame	Creates up to 3″ extended stile beyond its normal face frame width to achieve an overall frame width of 4 1/2″. Stiles can be extended in 1/2″ increments up to 3″ per side. To extend a single stile, specify EXL or EXR.	Wall & Base: $75 list per side Tall: $200 list per side Both: Above price x 2
Increased Depth (ID)*	Most wall, other room, and vanity cabinets	Increases the depth of wall cabinets to 15″, 18″, 21″, or 24″, bookcases to 15″, and vanities to 24″.	Cabinets without drawers: Cabinet list + $150 list Cabinets with drawers: Cabinet list + $200 list
	Most panels	Increases the depth in 3″ increments to 30″.	List + 12%
	Column box fillers	Increases the depth in 3″ increments to 27″.	List + 20%

CABINET FALSE PANEL (CFP)

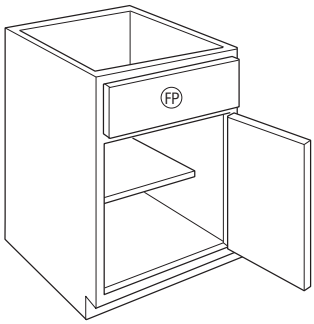

Base and Vanity cabinets

CABINET WITH NO DOOR, WITH DRAWER (CND)

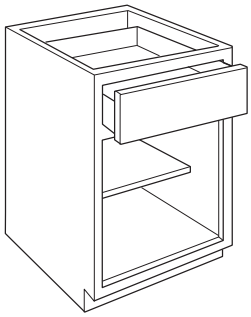

Base and Vanity cabinets

EXTENDED STILE LEFT (EXL)

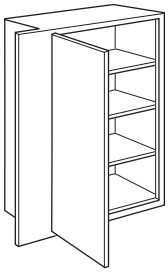

EXTENDED STILE RIGHT (EXR)

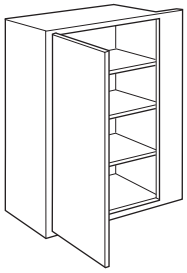

INCREASED DEPTH (ID)

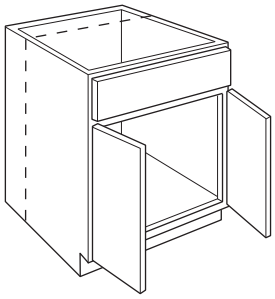

Vanity cabinets

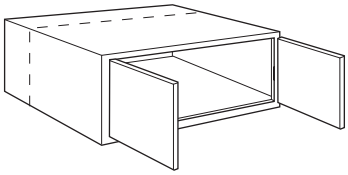

Wall cabinets

Place Standard Modification nomenclature AFTER cabinet nomenclature and include any size dimension needed.

*We recommend that all Increased Depth wall cabinets be installed with a minimum of three points of support, including at least one (or both) cabinet sides and either the cabinet top or the cabinet back.

BOX MODIFICATIONS (cont'd)

MODIFICATION NAME	APPLICABLE CABINET GROUP	DESCRIPTION/LIMITATIONS	PRICING
Peninsula (P)	Most wall and select base cabinets	Not available on multi-drawer base cabinets. Any cabinet with a toekick must be at least 15″ deep (either standard with toekick or when ADDTK is specified). Any adjustable shelves are upgraded to full depth. A false drawer front will be placed on the back of a standard base cabinet modified to a peninsula base. Single door cabinets are hinged on the same cabinet end, for example a W1230L will feature a Left hinge on the front side and a Right hinge on the peninsula side. Wall peninsula cabinets are not designed to be used as stand alone island cabinets. The maximum depth for wall cabinets with the Peninsula modification is 18″. Peninsula units over 36″ wide are not available in heights over 48″. 48″ wide wall Peninsula units are not available in heights over 36″.	Cabinet list + 75%
Reduced Depth (RD)	Most base, tall, other room, and vanity cabinets with drawers	Reduces the depth of base cabinets to 21″, 18″, 15″, or 12″. Talls can be reduced to 21″ or 18″. Any specified shelving is included and is always full depth.	Cabinet list + $200 list (Vanity RD18 no charge)
	Most wall, base, tall, other room, and vanity cabinets without drawers	Reduces the depth of wall cabinets to 9″ or 6″ and base cabinets without drawers to 21″, 18″, 15″, or 12″. Any specified shelving is included and is always full depth.	Cabinet list + $150 list (Vanity RD18 no charge)
	Most end panels	Reduces the depth on most 12″ deep panels, 9″ or 6″. Reduces the depth on most 24″ deep panels, 21″, 18″, 15″, or 12″.	List + 12%
	Column box fillers	Reduces the depth in 3″ increments to 6″.	List + 12%
	Roll trays	Base cabinets - Reduced depth available on RTPG to 21″, 18″, 15″, or 12″. FDRW can be reduced to 21″ or 18″. Utility cabinets - Reduced depth available to 21″ or 18″.	Per tray + $50 list

PENINSULA (P)

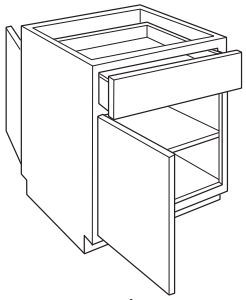

Base cabinets

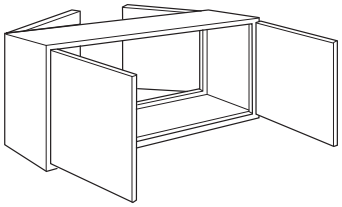

Wall cabinets

REDUCED DEPTH (RD)

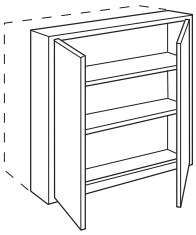

Wall cabinets

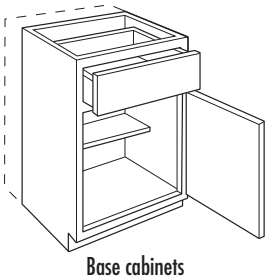

Base cabinets

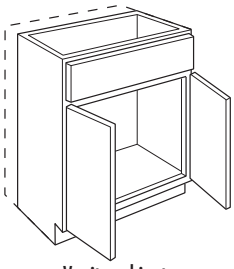

Vanity cabinets

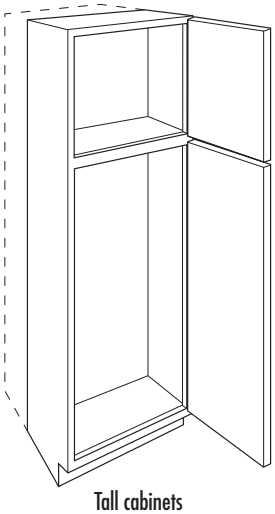

Tall cabinets

Place Standard Modification nomenclature AFTER cabinet nomenclature and include any size dimension needed.

OVERLAY MODIFICATIONS

MODIFICATION NAME	APPLICABLE CABINET GROUP	DESCRIPTION/LIMITATIONS	PRICING
Full Overlay (FULL)	Full Overlay door styles	The door and drawer fronts overlay the frame, exposing 1/4″ on the top and bottom rails and right and left stiles of base cabinets. Typical base units with a center stile expose 1/2″ of that stile.	No Upcharge
Modified Full Overlay (MFO)	Full Overlay door styles of wall and tall cabinets	Wall and Tall Cabinets: The door and drawer fronts overlay the frame, exposing 1/4″ on the bottom rail and right and left stile. One full inch is exposed on the top rail of wall and tall cabinets. Typical units with a center stile expose 1/2″ of that stile. When ordering two wall cabinets or a wall and tall cabinet that will be field stacked, both cabinets will come with Modified Full Overlay unless otherwise specified. Base Cabinets: The door and drawer fronts overlay the frame, exposing 1/4″ on the top and bottom rails and right and left stiles of base cabinets. Typical base units with a center stile expose 1/2″ of that stile. MFO modification allows for face mount moulding application. Overlay Fillers are available in MFO heights to align with doors, see pages 149-150 for OL..MFO.	No Upcharge
Traditional Overlay	Traditional Overlay door styles	The door and drawer fronts overlay the face frame 1/2″, exposing 1″ of the frame both on the stile and rail members. Typical wall and base cabinets with a center stile expose 2″ of that stile.	No Upcharge

FULL OVERLAY (FULL)

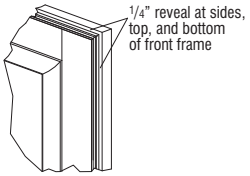

MODIFIED FULL OVERLAY (MFO)

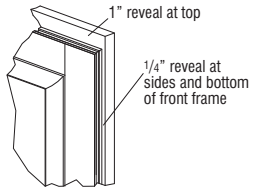

Modified Full Overlay (Wall and Tall)

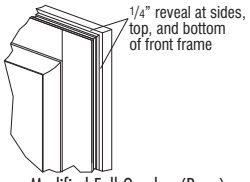

Modified Full Overlay (Base)

TRADITIONAL OVERLAY

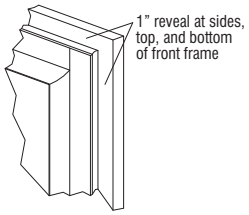

INTERIOR MODIFICATIONS

MODIFICATION NAME	APPLICABLE CABINET GROUP	DESCRIPTION/LIMITATIONS	PRICING
Matching Interior (MI)	Most cabinets	Modifies the cabinet interior and end panel exterior to matching finished veneer plywood. Cabinet top and bottom exterior on wall cabinets is also matching finished veneer plywood. Construction features veneered plywood with full depth shelves of veneer on a plywood core. Side and back panel edges will be unfinished.	Cabinet list + 30%
Full Depth Shelf (FD)	Most base cabinets; select other room cabinets	Replaces standard shelf with a full depth shelf.	Cabinet list + $75 list

MATCHING INTERIOR (MI)

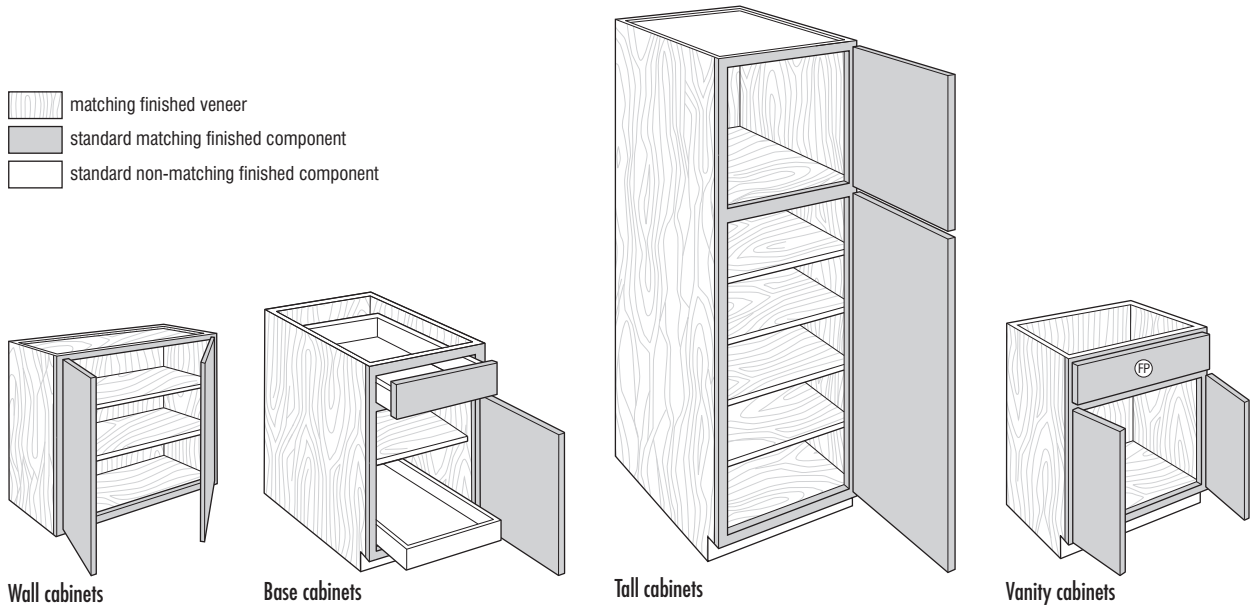

FULL DEPTH SHELF (FD)

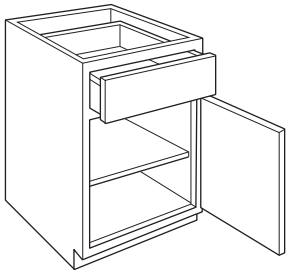

Place Standard Modification nomenclature AFTER cabinet nomenclature and include any size dimension needed.

TOEKICK MODIFICATIONS

MODIFICATION NAME	APPLICABLE CABINET GROUP	DESCRIPTION/LIMITATIONS	PRICING
Add Toekick (ADDTK)	Most wall cabinets	Creates a 4 1/2″ high toekick on the front of the cabinet. Available with ID on depths 9″ or greater.	Cabinet list + $150 list
Flush Toekick (FTK)	Most wall, base, tall, other room, and vanity cabinets	Extends the face frame to the floor eliminating the toe space. When FTK is ordered with the Peninsula modification, both sides will receive a flush toekick.	Cabinet list + $200 list
Flush Toekick Arch (FTKAV)	Most wall, base, tall, and vanity cabinets	Creates an arch flush toe space. Valance replaces standard toekick creating a full open area beneath cabinet floor. When FTKAV is ordered with the Peninsula modification, both sides will receive an arch flush toekick. Not available on 9″ or 12″ wide cabinets.	Cabinet list + $225 list
Flush Toekick Furniture (FTKFV)	Most wall, base, tall, and vanity cabinets	Creates a furniture flush toe space. Valance replaces standard toekick creating a full open area beneath cabinet floor. When FTKFV is ordered with the Peninsula modification, both sides will receive a furniture flush toekick. Not available on 9″ or 12″ wide cabinets.	Cabinet list + $225 list

ADD TOEKICK (ADDTK)

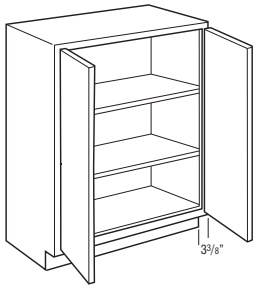

Wall cabinets

FLUSH TOEKICK (FTK)

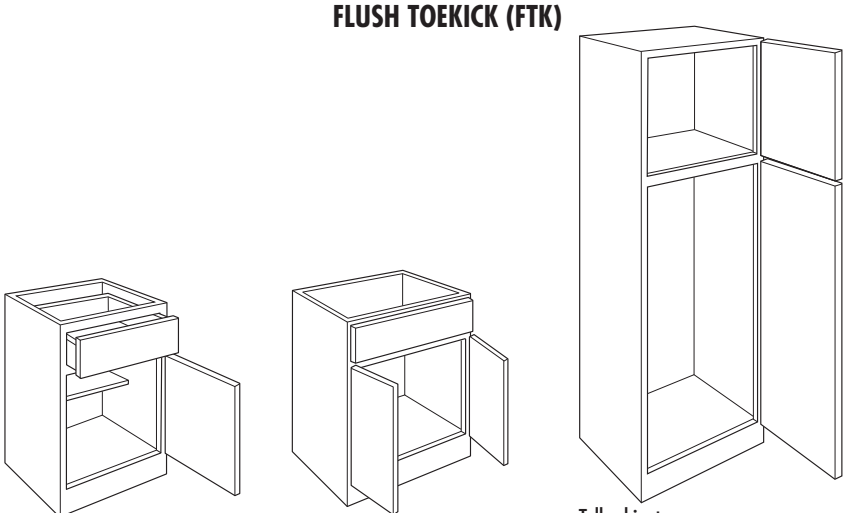

Base cabinets

Vanity cabinets

Tall cabinets

FLUSH TOEKICK ARCH (FTKAV)

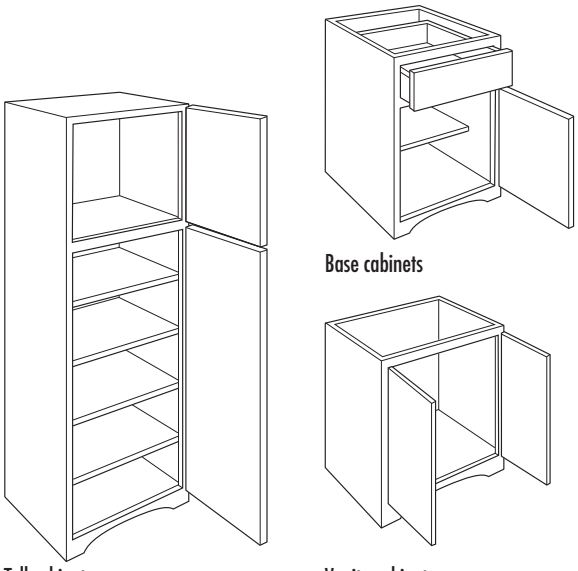

Tall cabinets

Base cabinets

Vanity cabinets

FLUSH TOEKICK FURNITURE (FTKFV)

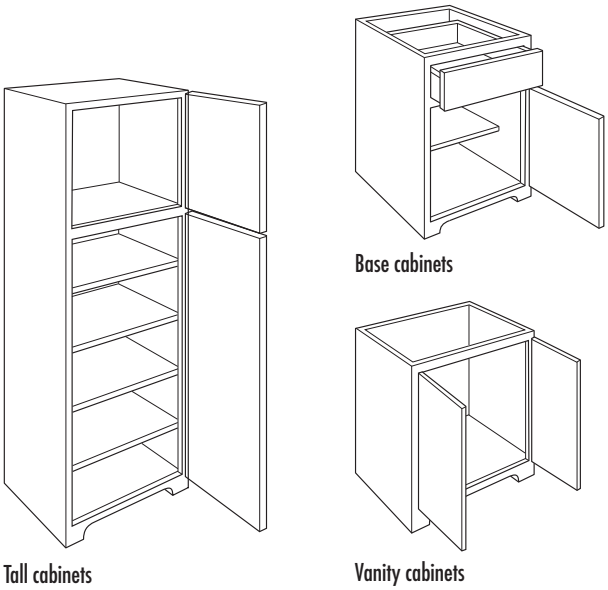

Tall cabinets

Base cabinets

Vanity cabinets

Place Standard Modification nomenclature AFTER cabinet nomenclature and include any size dimension needed.

TOEKICK MODIFICATIONS (cont'd)

MODIFICATION NAME	APPLICABLE CABINET GROUP	DESCRIPTION/LIMITATIONS	PRICING
Recessed Toekick (RECTKBK) (RECTKL) (RECTKR)	Most wall, base, tall, other room, and vanity cabinets	Creates a recessed toekick on the back (RECTKBK), left (RECTKL), or right (RECTKR). Available on wall cabinets when ADDTK is specified.	Cabinet list + $175 list per side
Island Toekick (RECTKALL)	Base cabinets 27″-48″ wide, 24″ deep	Creates island toekick (toekick all 4 sides).	Cabinet list + $425 list
Void Toekick (VTK)	Most base, tall, other room, and vanity cabinets	Removes the toekick. Only available when the cabinet has a standard toekick (not available when flush toekick is standard or when cabinet has a separate pedestal base).	Cabinet list + $74 list

RECESSED TOEKICK LEFT (RECTKL)

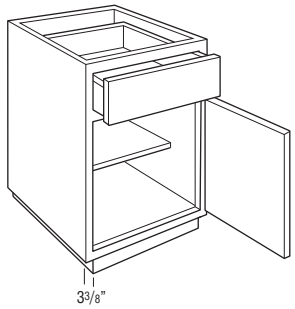

Base cabinets

RECESSED TOEKICK RIGHT (RECTKR)

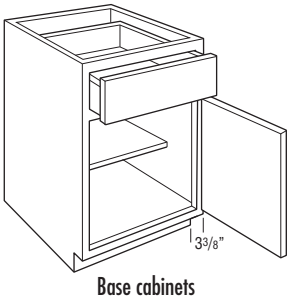

Base cabinets

RECESSED TOEKICK BACK (RECTKBK)

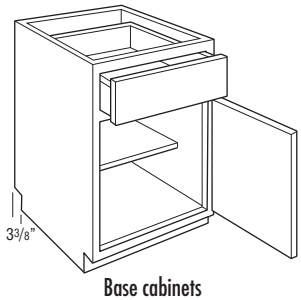

Base cabinets

ISLAND TOEKICK (RECTKALL)

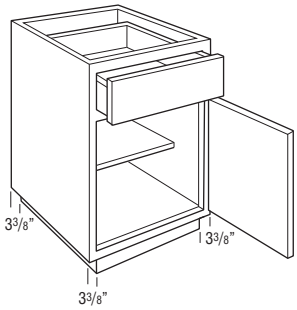

Base cabinets

VOID TOEKICK (VTK)

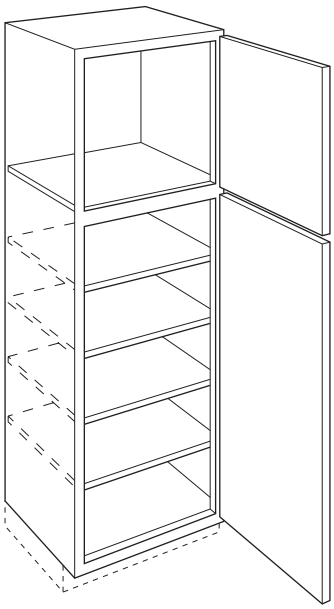

Tall cabinets

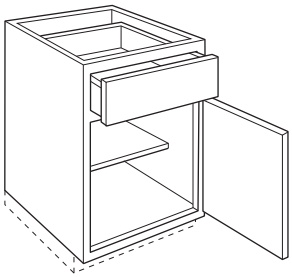

Base cabinets

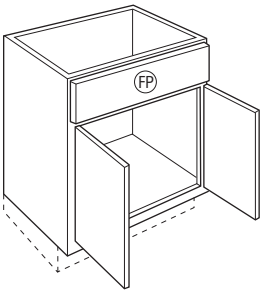

Vanity cabinets

Place Standard Modification nomenclature AFTER cabinet nomenclature and include any size dimension needed.

MULLION DOORS

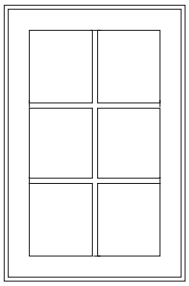

- To price mullion doors attached to a cabinet, add door only price to the wall cabinet price.

  Mullion Door Pricing (price does not include glass)
  Cabinet Height
  Doors up to 30″ High $140 list per door
  Doors 30″ to 36″ High $160 list per door
  Doors over 36″ High $180 list per door

- For a door only (not specified on a cabinet), add the list price for a door only to the Mullion door list price. See Doors and Drawer Fronts on page 179 for details.
- Available with optional clear or textured glass, see page 38.
- Mullion cabinets are shipped with retainer clips, although a preferred method of installation is the use of a silicone adhesive (not supplied).
- When ordered as standard construction, cabinet will have standard interior **unless** ordered with MI option.
- When ordering upgraded construction, cabinet automatically will be ordered with MI. Upcharges apply.
- All textured glass panels will be drop shipped separately from the cabinet order.
- Glass installation clips will ship with the doors and/or cabinets.
- The use of glass for base cabinet applications or for placement near interior or exterior doors is not recommended.
- See Door Options grid for availability.
- Chalet not available with Mullion Doors.

MULLION LITES GRID

Cabinet Width	Cabinet Height 15″	18″	24″	30″	33″	36″	39″	42″
W15	4	4	4	6	6	6	8	8
W18	4	4	4	6	6	6	8	8
W21	4	4	4	6	6	6	8	8
W24	4	4	4	6	6	6	8	8
W24 (butt)	4	4	4	6	6	6	8	8
W27 (butt)	4	4	4	6	6	6	8	8
W30 (butt)	4	4	4	6	6	6	8	8
W33 (butt)	4	4	4	6	6	6	8	8
W36 (butt)	4	4	4	6	6	6	8	8
W42 (2 door)	4	4	4	6	6	6	8	8
W45 (2 door)		4	4	6	6	6	8	8
W48 (2 door)		4	4	6	6	6	8	8
W48 (4 door)	4							
WD	4	4	4	6	6	6	8	8

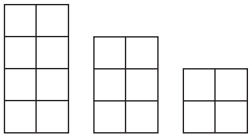

8 2 x 4 Lites **6** 2 x 3 Lites **4** 2 x 2 Lites

STACKED WALL SPECIALTY DOOR OPTIONS

Model	CGCG SDCG CGSD SDSD	MDMD SDMD MDSD
STW12	✓	
STW15-42	✓	✓
STWD24-27	✓	✓

When ordering Specialty Doors for Stacked Wall Cabinets, please refer to the above chart for availability. Nomenclature represents top then bottom door options. See example below for details.

Ex. SDMD
Top Door — Bottom Door

SD = Standard Door
MD = Mullion Door
CG = Cut-for-glass

CUT-FOR-GLASS DOORS



- To price Cut-for-glass Doors attached to the cabinet, add door only price to the wall cabinet price.

  Cut-for-glass Door Pricing (price does not include glass)

Cabinet Height	
Doors up to 30″ High	$100 list per door
Doors 30″ to 36″ High	$120 list per door
Doors over 36″ High	$140 list per door

- For a door only (not specified on a cabinet), add the list price for a door only to the Cut-for-glass door list price. See Doors and Drawer Fronts on page 179 for details.
- Cut-for-glass cabinets are shipped with retainer clips, although a preferred method of installation is the use of a silicone adhesive (not supplied).
- When ordered as standard construction, cabinet will have standard interior **unless** ordered with MI option.
- When ordering upgraded construction, cabinet automatically will be ordered with MI. Upcharges apply.
- Glass not included, see page 38 for glass options.
- All textured glass panels will be drop shipped separately from the cabinet order.
- Glass installation clips will ship with the doors and/or cabinets.
- The use of glass for base cabinet applications or for placement near interior or exterior doors is not recommended.
- See Door Options grid for availability.
- Chalet not available with Cut-for-glass Doors.

TEXTURED GLASS PANELS

Clear (CLEAR)

Bevel (BEVEL)

Frost (FROST)

Reeded (REEDE)

Seeded (SEEDE)

TEXTURED GLASS PANELS	PANEL THICKNESS	LIST PER DOOR 12″-30″ TALL	LIST PER DOOR 33″-42″ TALL
Clear	1/8″	100	130
Bevel	1/4″	195	215
Frost	5/32″	195	215
Reeded	5/32″	165	181
Seeded	1/8″	307	338

- Mullion doors or Cut-for-glass doors must be ordered separately. See pages 36-37.
- Mullion doors available with Clear, Frost, Reeded, or Seeded glass.
- On order acknowledgment, W3030B (cabinet description), CG-MD (door style description), Clear (glass nomenclature).
- Door frame may reduce the amount of glass shown.
- When textured glass is ordered for use in wall top hinge (WTH) cabinets, the glass design will be turned horizontally and may not match the desired pattern.
- All textured glass panels will be drop shipped separately from the cabinet order.
- Glass installation clips will ship with the doors and/or cabinets.
- The use of glass for base cabinet applications or for placement near interior or exterior doors is not recommended.

CUSTOM CHOICE™ CABINETRY

With Homecrest's flexible manufacturing capabilities, Homecrest is able to produce cabinets and appliance cabinets & panels not listed in the price and specification guide. To utilize this process, please use the following procedures.

Cabinets

- Complete the Custom Choice Request Form and provide a detailed drawing, including dimensions of the Custom Choice cabinet. Submitting a floor plan may reduce questions that arise during the engineering process.
- Fax (800.737.7800) or email (hccr@masterbrand.com) the Custom Choice Request Form to the Homecrest Customer Service Department.
- Approved custom configurations will be quoted and assigned a Custom Choice number. This information will be emailed to you. Engineering requires 48 hours to process the request and develop a quote.
- When placing the order, please include the Custom Choice number on the Homecrest Order Form.

Notes

- Custom Choice items cannot be changed or canceled once the order is placed.
- If specifications are altered, the Custom Choice item will need to be quoted again.
- Examples of custom cabinet configurations can be found on pages 42-44.

Appliance Cabinets & Panels

- Appliance specifications are required from the designer.
- Fax (800.737.1500) or email (hccr@masterbrand.com) the Custom Choice Request Form to the Homecrest Customer Service Department.
- Engineering requires 48 hours to process the request and develop a quote. To expedite this process, please use the Custom Request Forms on pages 40 & 41.

CUSTOM CHOICE™ PRODUCT GUIDELINES

Cabinet Dimensions

- Frames cannot be larger than 42″ x 60″ or 60″ x 42″.
- Adjustable shelves not available in cabinets wider than 36″ without a center vertical.
- Maximum depth on tall cabinets and cabinets with drawers is 24″.
- Maximum width:
  - bases - 60″
  - walls - 48″
  - talls - 36″
- Maximum height is 96″.
- Frame angles cannot be altered or changed.

Appliance Panels

- To accommodate larger refrigerators, appliance panels are available up to 36″ wide and 84″ high.
- Dover door style will convert to a flat center panel when larger than 24″ wide or 70″ tall.
- Larger appliance panels are not available in Bishop, Chalet, Fyfer, Haylan, Highland, Joplin, Piper, Wexford, and Welzin door styles.

Doors (see pages 180-181 for custom door SKUs)

- Custom doors are no longer required to run through the Custom Choice program. Fill out the section on the standard order form and they will be processed with your normal order.

Drawer Fronts

- Custom Drawer Fronts not available in Chalet, Fyfer, or Piper. Limitations exist on all styles.
- Custom drawer fronts are not available for cabinets not manufactured by Homecrest.
- Mixed drawer fronts on a cabinet are not available.

Drawers

- Drawers & Roll Trays available in existing sizes only.
- Minimum depth for drawers is 12″.
- Maximum depth for drawers is 24″.

Other

- Applied mouldings not available.
- Countertops not available.
- Unfinished cabinets or finishes not in our standard offering not available.

HOMECREST®
CABINETRY

Office Use Only

Custom Request Form

Phone # 1-855-722-2148
Fax # 1-800-737-1500

Email: hccr@masterbrand.com

Custom Cabinet Requests should be submitted 48 hours prior to order placement.
A Custom Number and List Price will be emailed to you.
The Custom Number and Quantity should be included on the order.

Dealer Information

Date:	Account Name:
Account Code # (required):	Contact Name:
Tag:	Contact Phone #:
	Contact Email Address:

Product Information

Door Style:	Wood Species:
Color:	Glaze:

Hinge Type: ☐ INTGH ☐ NSCH

Hinge Position: ☐ Left ☐ Right

Drawer Box / Roll Tray: ☐ WDRW ☐ RTPG ☐ FDRW

Drawer Front: ☐ Slab ☐ 5-piece

Overlay Modification: ☐ Full ☐ Modified Full ☐ Traditional (select one)

Construction Options: ☐ Laminate Ends ☐ Plywood Unfinished Ends ☐ All-plywood Unfinished Ends (select one)

Other Modifications: ☐ Finished Ends ☐ Furniture Finished Plywood Ends Both ☐ Matching Interior

Description of Request

Complete and accurate information will help ensure a timely turnaround and assist Homecrest Cabinetry in determining quote feasibility.
Homecrest Cabinetry maintains authority to approve or deny Custom Choice™ requests.

HOMECREST CABINETRY

Email: hccr@masterbrand.com

Phone # 1-855-722-2148
Fax # 1-800-737-1500

Custom Appliance Cabinets and Panels Worksheet.
This worksheet must be submitted with Cover Sheet for quoting to Customer Service.

Note: All preferences will be considered and standard cabinet components will be used. The microwave/oven opening size will determine top cabinet size.

Microwave Cabinet

Overall cabinet size:
- A._____width
- B. _____height
- C. _____depth

1. Top cabinet (preferred height)
   D. _____height
2. Microwave (opening required)
   E._____width
   F. _____height
3. Actual microwave specs
   G._____width
   H. _____height
4. Overall trim kit size
   I. _____width
   J. _____height
5. Drawer height
   K. _____height

Will microwave be (built in) or (set in)? Please circle.

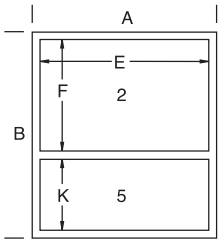

Extended (past cabinet bottom) Microwave Shelf -
for 12" deep wall cabinet only.
_____yes _____no

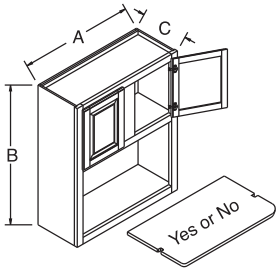

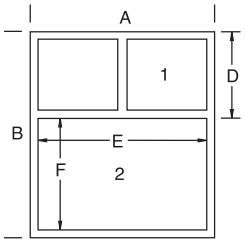

Oven Cabinet

Note: Oven cutouts are used to determine cabinet configuration. Whenever possible BD30D drawers will be used unless otherwise specified. Finished oven width may need to be cut on job site.

Cabinet Size:
- A._____width
- B. _____height

Wish List:

1. Top cabinet (preferred)
   C. _____height
2. Microwave opening (option 2 only: will microwave be built-in or set-in?)
   D._____width
   E. _____height

Wish List determined by this:

3. Oven opening (no standard)
   F. _____width
   G. _____height
4. Overall trim kit size
   H._____width
   I._____height
5. Bottom cabinet
   Prefer doors:
   Doors: ___yes or no___
   Number of drawers____

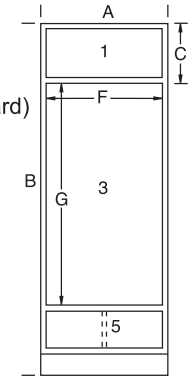

Single Oven
Option 1

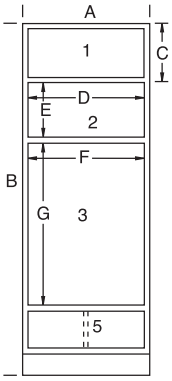

Oven/Microwave
Combination
Option 2

Refrigerator Panels

Manufacturer Backer Panel Sizes Required:

1. A._____width
   B. _____height
2. A._____width
   B. _____height
3. A._____width
   B. _____height

Grille (Top or Bottom) -
Optional for all configurations

4. A._____width
   B. _____height

Manufacturer Door Sizes Required:

1. A._____width
   B. _____height
2. A._____width
   B. _____height
3. A._____width
   B. _____height

Grille (Top or Bottom) -
Optional for all configurations

4. A._____width
   B. _____height

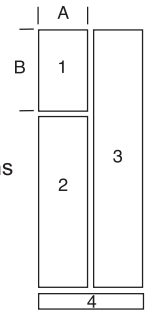

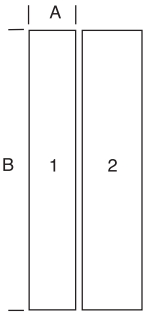

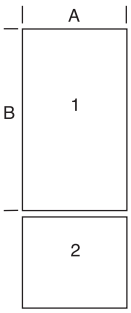

Sub Zero

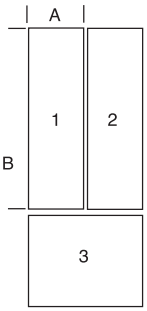

French Door

INTEGRATED WALL UNITS

Whenever possible, it is aesthetically pleasing and will reduce installation time to combine two stacked cabinets into one integrated face frame.

REQUEST A QUOTE

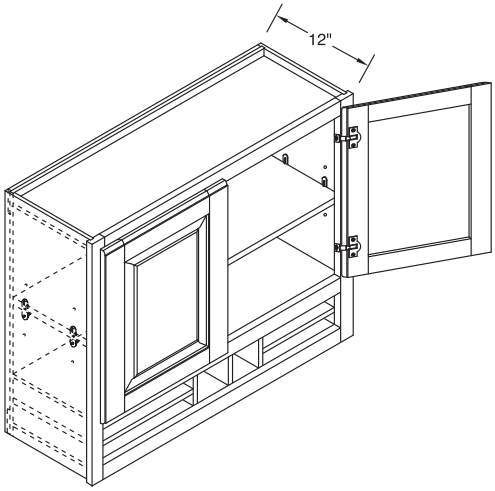

Wall cabinet with integrated organizer behind the face frame.

REQUEST A QUOTE



WALL CABINET STORAGE IDEAS

REQUEST A QUOTE

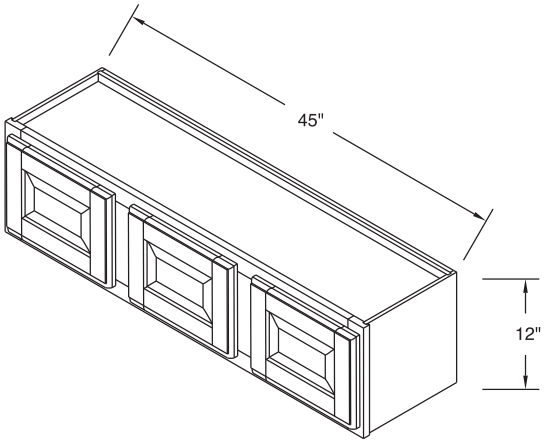

REQUEST A QUOTE

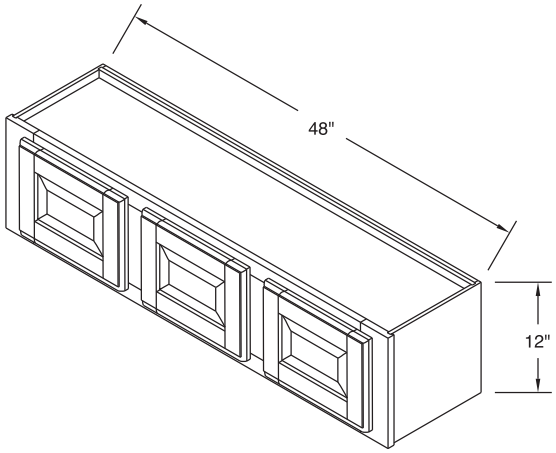

When extending the width of a cabinet, consider adding a third door.
Need to specify hinging (i.e. LLR or LRR).

BASE CABINETS

REQUEST A QUOTE

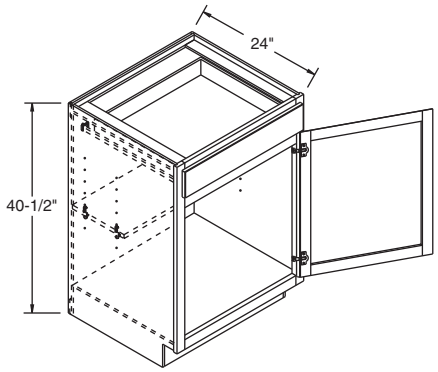

REQUEST A QUOTE

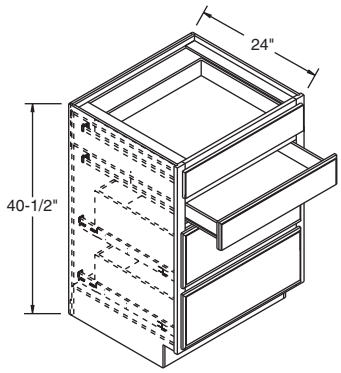

BASE CABINETS

REQUEST A QUOTE

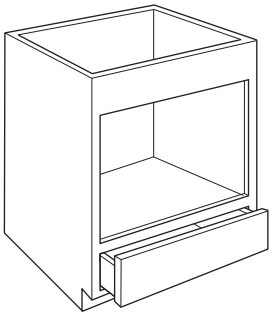

Custom Appliance Cabinet:
Using your appliance specifications, create a custom microwave from a standard microwave cabinet.

DECORATIVE TUB FRONT

REQUEST A QUOTE

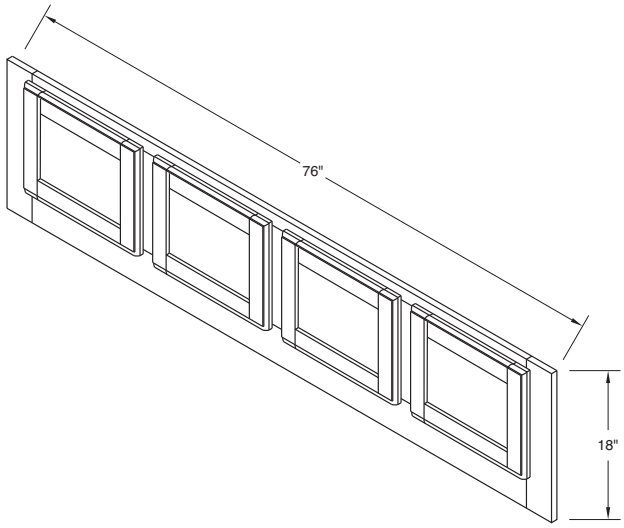

VANITY CABINETS

REQUEST A QUOTE

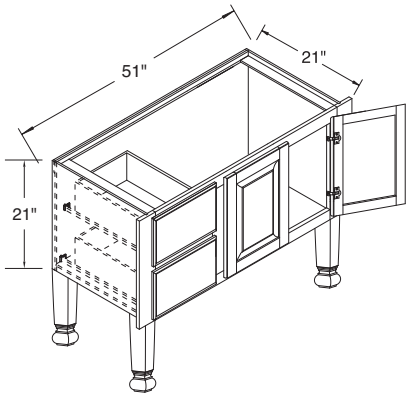

REQUEST A QUOTE

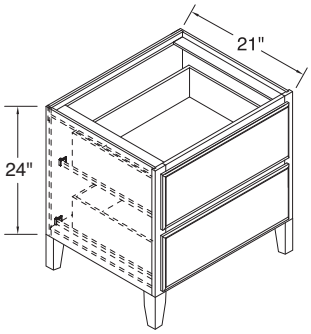

TALL CABINETS

REQUEST A QUOTE

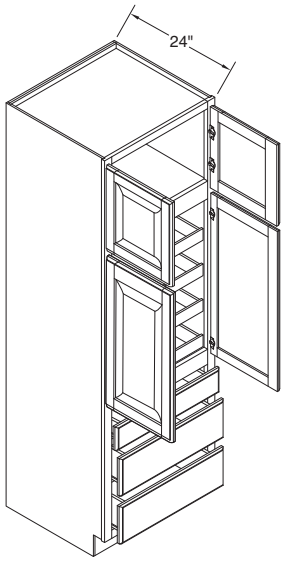

REQUEST A QUOTE

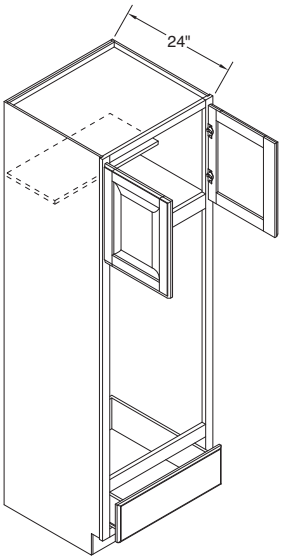

Custom Appliance Cabinet:
Using your appliance specifications, create a custom microwave/oven unit from a universal oven cabinet.

REQUEST A QUOTE

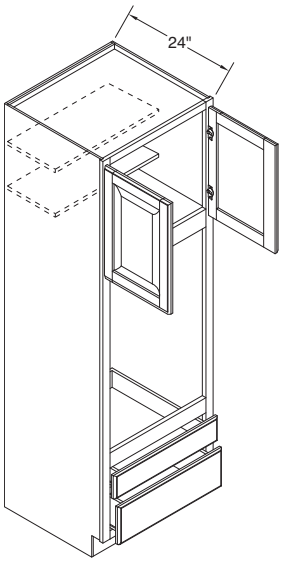

Custom Appliance Cabinet:
Using your appliance specifications, create a custom microwave/oven unit from a universal oven cabinet.

STORAGE IDEAS

REQUEST A QUOTE

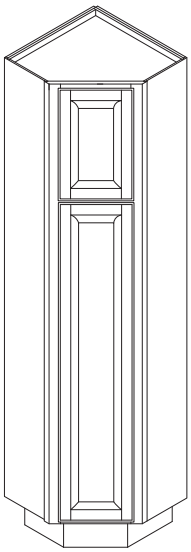

Custom Utility Cabinet:
Turn often wasted corners of any master bath into closet or utility cabinet storage.

REQUEST A QUOTE

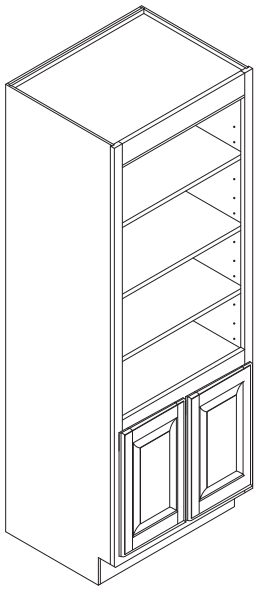

Shelf Units:
Enhance the open shelf unit with cabinet doors. Field applied Soffit A moulding to any of the shelves creates a plate rail.

CABINET DIMENSIONS

- Shown are the dimensions for the stiles and rails of Homecrest cabinets. The opening sizes change based on the width and height of each individual cabinet, while the stile and rail sizes remain fairly consistent.
- To determine the horizontal opening measurement, subtract the stiles (and center stile on 39″ wide and larger) from the cabinet width. To determine the vertical opening, subtract the rail measurements from the cabinet height.
- The face frame dimension is given for base, vanity, desk and tall units. To determine the overall cabinet height, add Homecrest's standard 4 1/2″ high toekick to the vertical dimension of face frame.

DOOR SIZING AND REVEALS

- **Traditional Overlay Doors:** The doors and drawer fronts overlay the face frame 1/2″, exposing 1″ of the frame both on the stile and rail members. Typical wall and base cabinets with a center stile expose 2″ of that stile.
- **Modified Full Overlay Doors**
  (Wall and Tall Cabinets): The door and drawer fronts overlay the frame, exposing 1/4″ on the bottom rail and right and left stile. One full inch is exposed on the top rail of wall and tall units. Typical wall and base units with a center stile expose 1/2″ of that stile.

  (Base Cabinets): The door and drawer fronts overlay the frame, exposing 1/4″ on the top and bottom rails and right and left stiles of base cabinets. Typical base units with a center stile expose 1/2″ of that stile.
- **Full Overlay Doors:** The door and drawer fronts overlay the frame, exposing 1/4″ on the top and bottom rails and right and left stiles of base cabinets. Typical base units with a center stile expose 1/2″ of that stile.
- **Exceptions on Face Frame Reveals:** Oven units have 3″ stiles and 9″ intermediate rails (designed for universal flexibility of cut-out options) that create various reveals.
- Blind corner wall and base cabinets expose different center stiles reveals. Diagonal corners also vary.

CABINET DIMENSIONS

ROLL TRAY POSITIONS

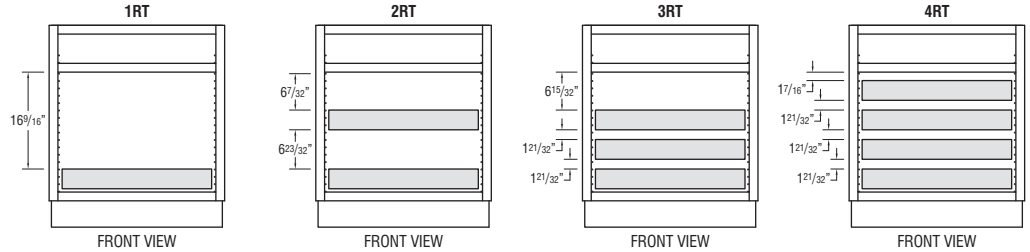

BASE CABINETS AND 34 1/2" HIGH VANITY CABINETS

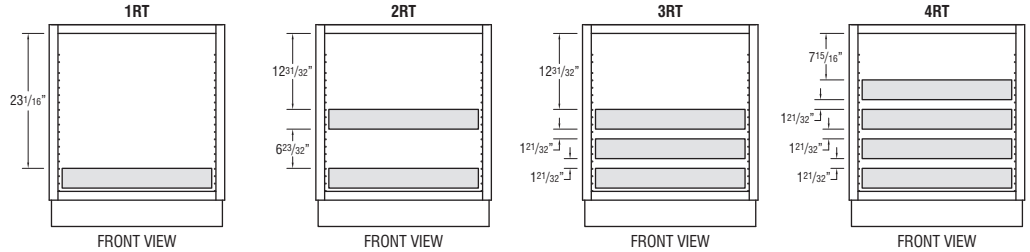

FULL HEIGHT BASE CABINETS

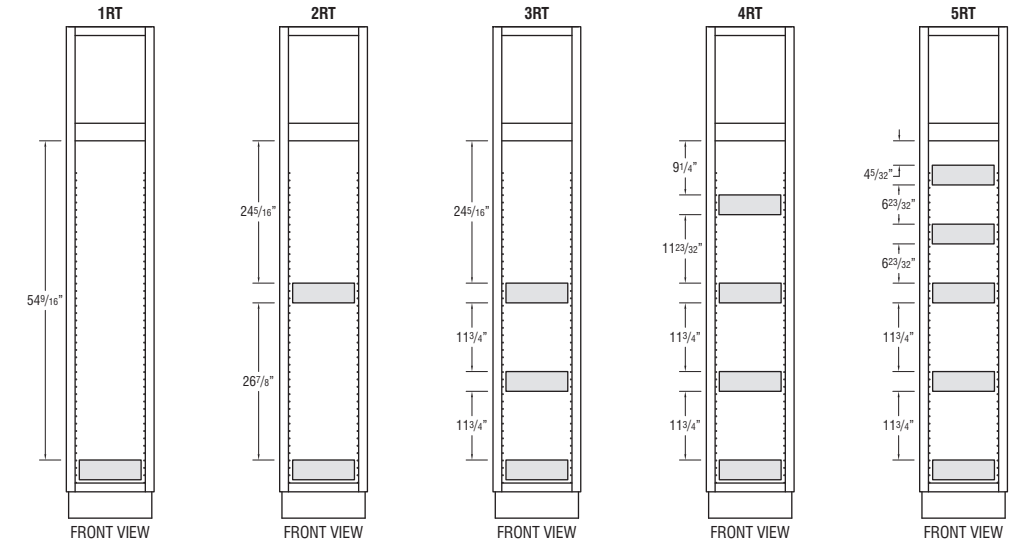

UTILITY CABINETS

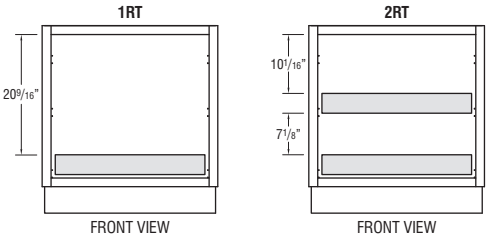

32" HIGH VANITY CABINETS

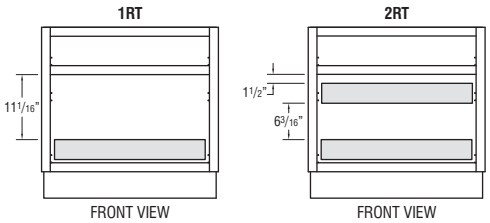

DESK DOOR DRAWER BASE CABINETS

CABINET DIMENSIONS

84″ HIGH APPLICATION

Number after "W" Represents Height of Cabinet

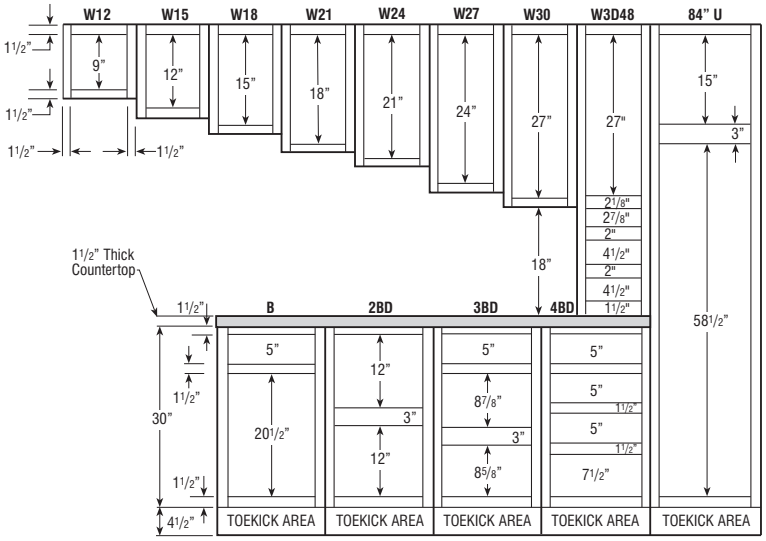

87″ HIGH APPLICATION

Number after "W" Represents Height of Cabinet

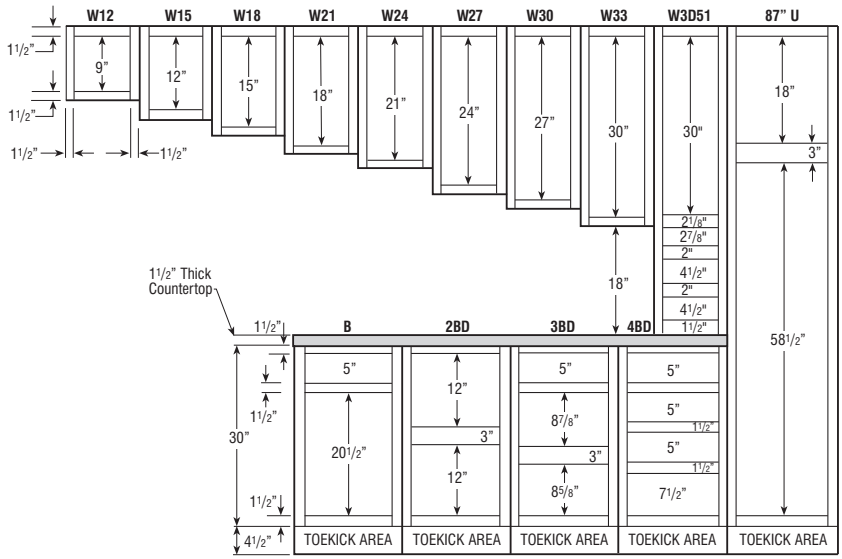

CABINET DIMENSIONS

90″ HIGH APPLICATION

Number after "W" Represents Height of Cabinet

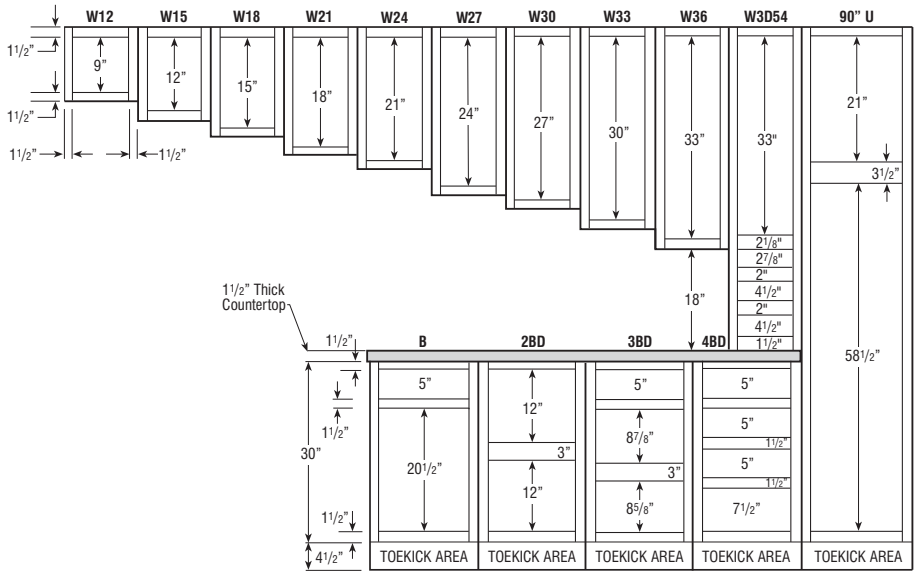

93″ HIGH APPLICATION

Number after "W" Represents Height of Cabinet

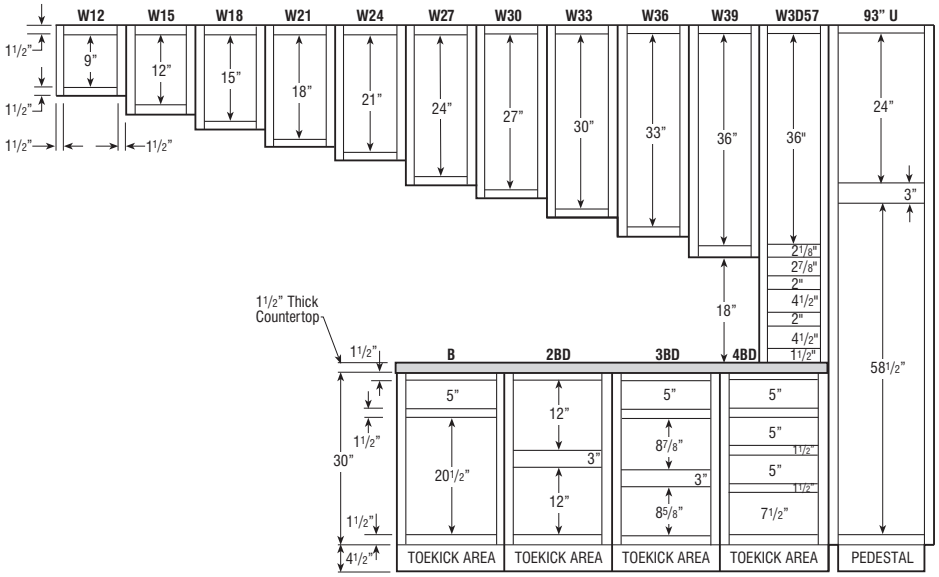

CABINET DIMENSIONS

96″ HIGH APPLICATION

Number after "W" Represents Height of Cabinet

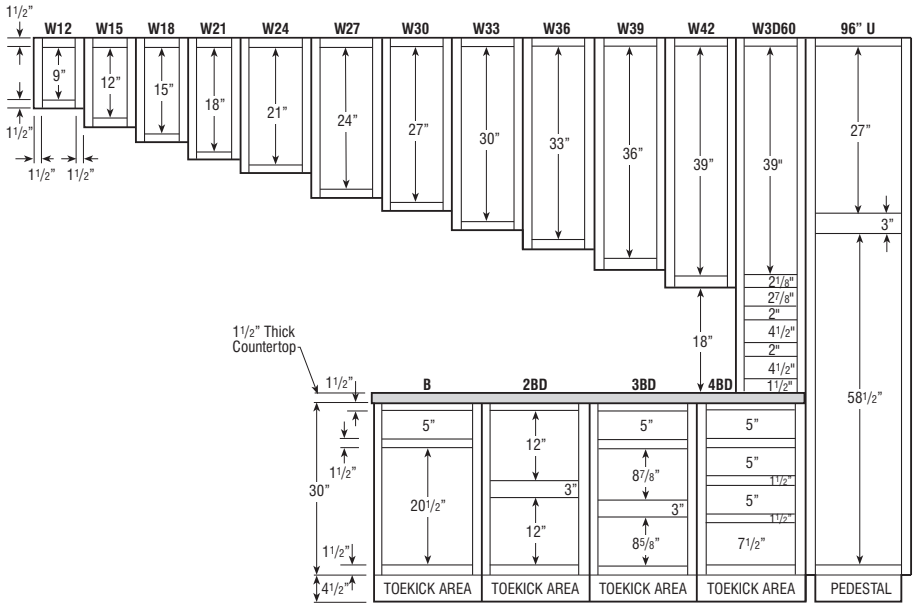

32 1/2″ HIGH UNIVERSAL ACCESS CABINETS, 24″ DEEP

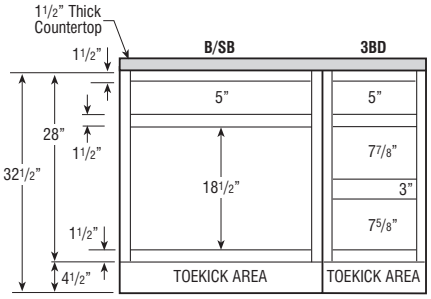

32″ HIGH UNIVERSAL ACCESS CABINETS, 21″ DEEP

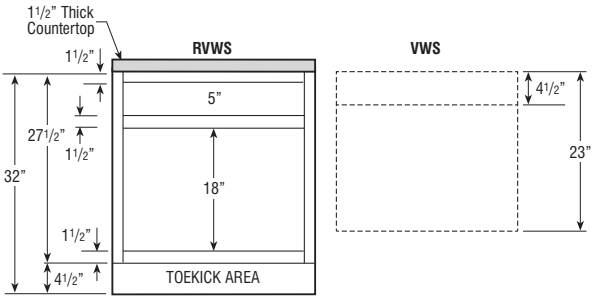

RVWS must be ordered with Vanity Wall Sink (VWS..23), not designed to be a stand-alone unit. See page 116 for more details.

CABINET DIMENSIONS

29″ HIGH DESK CABINETS

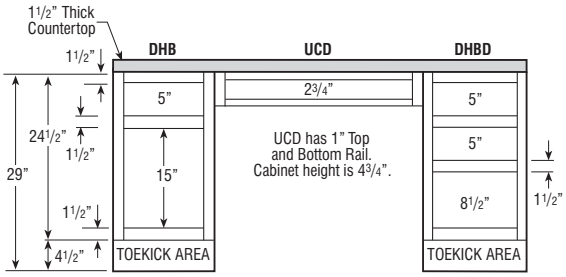

32″ HIGH VANITY CABINETS

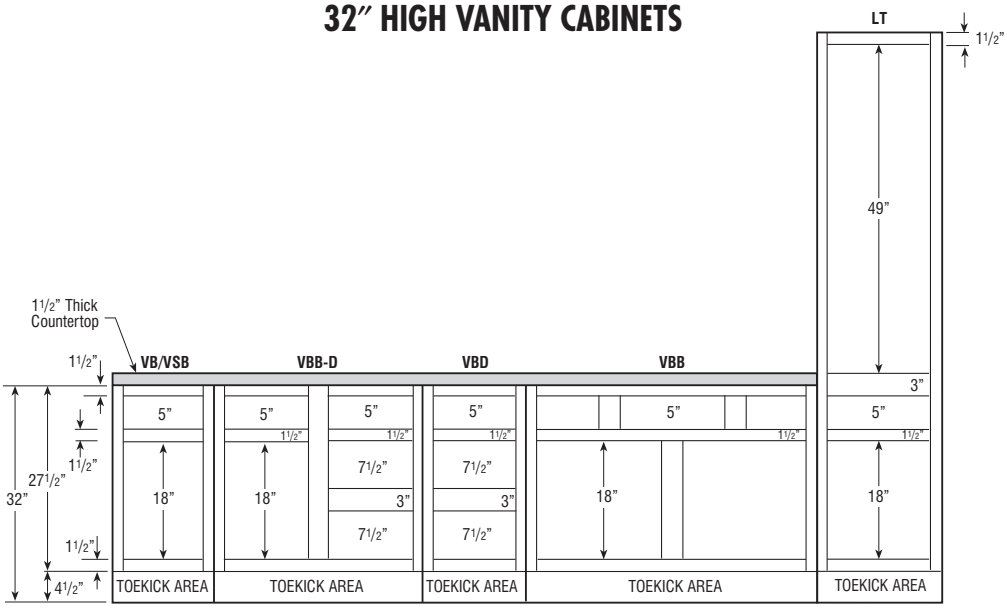

34 1/2″ HIGH VANITY CABINETS

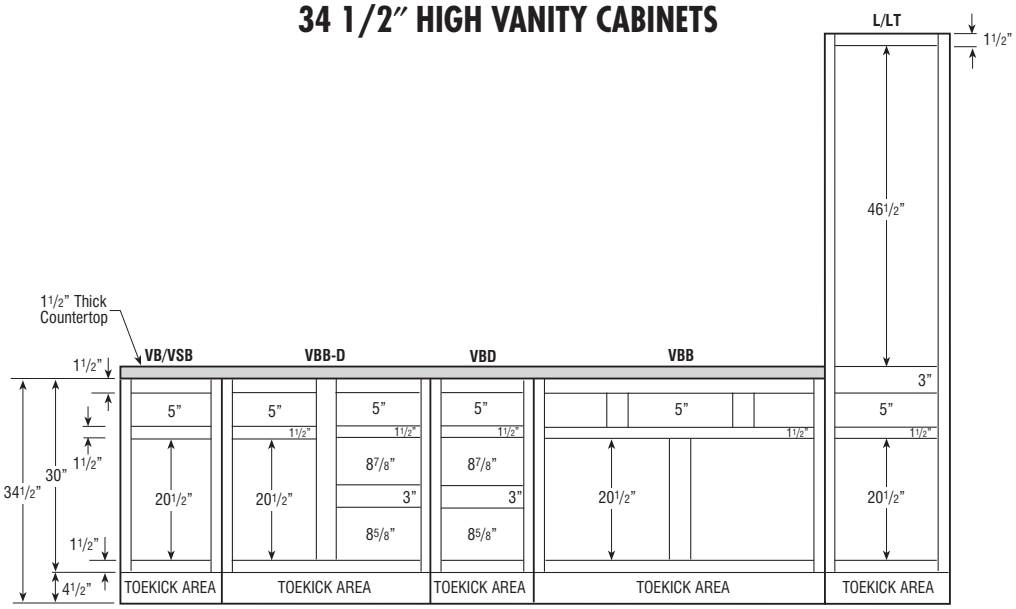

CABINET DIMENSIONS

DIMENSIONS FOR CORNER INSTALLATIONS (45° DIAGONAL)

12″ DEEP CABINETS

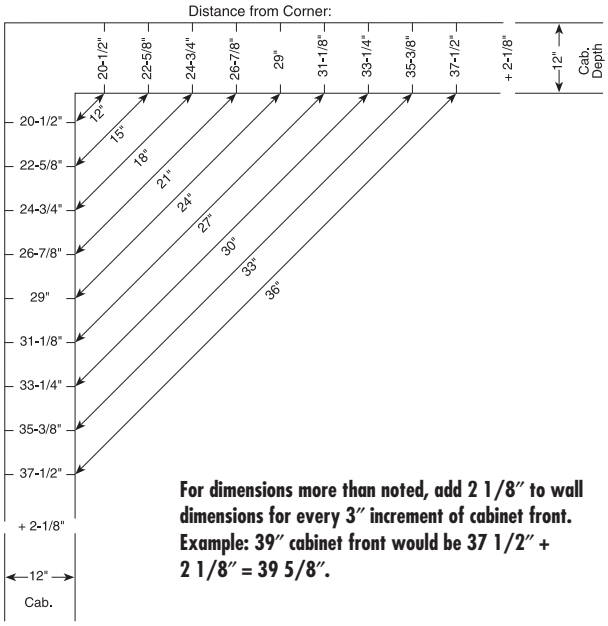

For dimensions more than noted, add 2 1/8″ to wall dimensions for every 3″ increment of cabinet front. Example: 39″ cabinet front would be 37 1/2″ + 2 1/8″ = 39 5/8″.

24″ DEEP CABINETS



For dimensions more than noted, add 2 1/8″ to wall dimensions for every 3″ increment of cabinet front. Example: 39″ cabinet front would be 49 1/2″ + 2 1/8″ = 51 5/8″.

INSTALLATION HEIGHT REQUIREMENTS

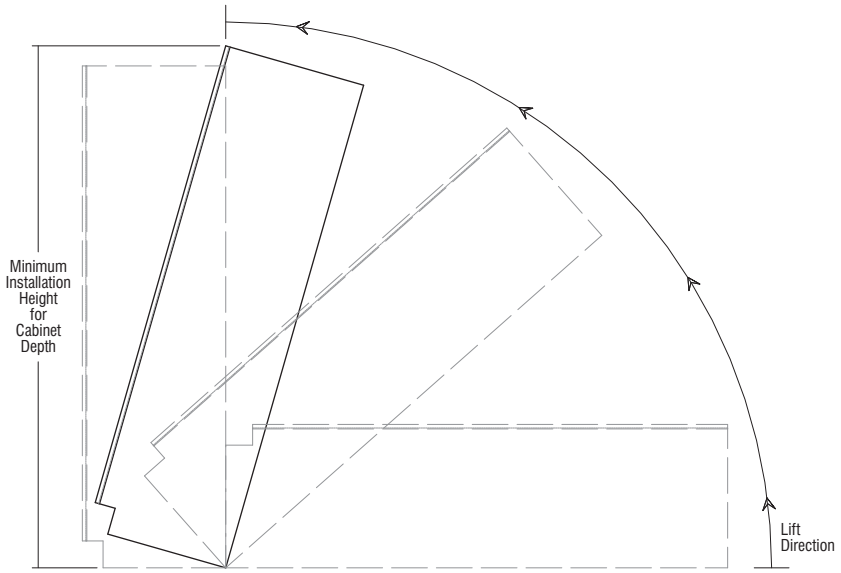

Height of ceiling needs to be considered for installation of tall cabinets. Cabinet height below includes toekick area:

Cabinet Height	Minimum Installation Height for Cabinet Depth				
	12″	15″	18″	21″	24″
84″	84 7/8″	85 11/32″	85 15/16″	86 19/32″	87 3/8″
87″	87 27/32″	88 5/16″	88 27/32″	89 1/2″	90 1/4″
90″	90 13/16″	91 1/4″	91 13/16″	92 7/16″	93 5/32″
93″ *	89 5/16″	89 25/32″	90 5/16″	90 31/32″	91 23/32″
96″ *	92 5/16″	92 3/4″	93 9/32″	93 29/32″	94 5/8″

*Separate pedestal base included with cabinet to be installed after cabinet is in an upright position.

HOMECREST CABINETRY'S DESIGN CHECKLIST

CONSTRUCTION OPTIONS

Cabinets with plywood ends (APU or PEU) are unfinished on the exterior; consider the following solutions for exposed exterior ends:

- ☐ Order finished ends (FB).
- ☐ Order Authentic Ends (AUTHB, AUTHL, AUTHR).
- ☐ Modify exposed cabinet ends to FPEB.
- ☐ Apply 1/4″ veneer skin to hide 1/4″ reveal. This will allow the ends to age uniformly with the rest of the kitchen and will make it flush.
- ☐ Apply decorative door kit (WDOP, BDOP, TDOP). This kit includes 1/4″ veneer skin, decorative doors, and screws for field installation.

WOOD AND FINISH CHARACTERISTICS

Review specific details with the customer:

- ☐ Mineral Streaks, Birdseye Dots, Grain Variations, especially Hickory.
- ☐ Color Variations/Darkening.
- ☐ Finish Variations, hairline cracks may develop at frame joints on painted frame.
- ☐ Underside of cabinets are natural maple laminate. Use light rail or cabinet panel edge and skin to hide, especially when designing with peninsula wall cabinets.

ORGANIZATION

Review storage and usage needs with Customer.

- ☐ Cooking Solutions:
  - Wall Spice Rack Cabinet
- ☐ Storage Solutions:
  - SuperCabinet™
  - Pegged Dish Organizer
  - Wall Message Center
- ☐ Clean-up Center:
  - Base Wastebasket

CLEARANCES

- ☐ Add fillers between end cabinets and walls on full/modified full overlay door styles.
- ☐ Allow space between door/window trim and end cabinets for countertop and top moulding overhang.
- ☐ Include refrigerator door hinges in overall refrigerator height when placing cabinets above it.

Maintain a minimum clearance of 3″ by pulling blind corners as follows:

- ☐ Full/Modified Full Overlay: 1 1/4″, Traditional Overlay 1/2″. (More is needed in certain situations such as when adjacent to an appliance or when using oversized pulls or knobs.)
- ☐ Allow sufficient clearance (3″) on each side of accessory cabinets (such as roll-out trays, etc). Doors on these cabinets must open fully for accessories to be functional.
- ☐ Ensure the height between the cooktop and range hood is 24″ to meet NKBA guidelines.

Qualify customer carefully on upper cabinet/microwave advantages/disadvantages as follows:

- ☐ Minimum of 18″ from cooktop to upper cabinet/above the range microwave which allows for easy access to either, but less room over back burner.
- ☐ Minimum of 21″ from cooktop to upper cabinet/microwave which allows for access to large pots on back burner of cooktop, but longer reach to microwave.

FILLERS

- ☐ Place fillers toward end of run where least conspicuous if needed.
- ☐ Attach overlay fillers on top of the base, wall, or tall fillers when using full overlay door styles to maintain a consistent reveal. Don't forget to include blind corner fillers.
- ☐ Add a filler at least 6″ wide to accommodate a decorative onlay when the filler is used as valance.

VARYING HEIGHTS AND DEPTHS

- ☐ Increase the depth of a wall cabinet run when you increase the height (so moulding on adjacent cabinet will kill into the side of the taller cabinet).
- ☐ Skin the sides of tall cabinets to 1) hide the seam between the toekick pedestal and the cabinet, 2) keep adjacent base and wall cabinets out from reveal of tall cabinet.
- ☐ Add increased depth on tall end panels for a built-in look for deep refrigerators.
- ☐ Account for the additional support needed for wall cabinets with a depth of 18″ or greater. This can be achieved by installing end panels.

MATCHING INTERIOR CABINETS/GLASS OPTIONS

- ☐ Verify cut-for-glass or mullion door option is available on desired cabinet size. (See pages 36-37 for available cut-for-glass/mullion door sizes.)
- ☐ Verify glass insert option is available for desired cut-for-glass door size chosen.
- ☐ Verify matching interior option has been selected for all open or glass cabinets.
- ☐ Verify mullion door lite grid matches customer expectations.

MOULDINGS

- ☐ Verify correct amount of crown moulding has been ordered.
- ☐ Order toekick caps.
- ☐ Order extra scribe.

ISLANDS AND PENINSULAS

- ☐ Consider standard height bars are 34 1/2″ tall and require 19″ knee space. Raised bars are 42″ tall.
- ☐ Consider base peninsula cabinets (P) are 24 1/4″ deep and require 12″ of knee space. Use back panels/doors to flush non-P cabinets with P cabinets.
- ☐ Use outside corner moulding if a skin is exposed on the back of the island.

APPLIANCES

- ☐ Note for all consumers, appliances are not included with any cabinetry product.
- ☐ Do not place dishwashers next to diagonal front cabinet (interference) or next to a range (no countertop support).
- ☐ Verify refrigerator door has enough clearance to open beyond 90 degrees so refrigerator drawers can be utilized. Refer to appliance manufacturer's specs.
- ☐ Add TF696FH, as it may be required to frame around built-in microwave ovens and other built-in items. Refer to appliance manufacturer's specs.
- ☐ Order appliance panels.

MISCELLANEOUS

- ☐ Order full size touch-up kit.

kitchen planning guidelines

DOOR/ENTRY
- Door opening should be at least 32″ wide, requiring a minimum 2′ 10″ wide door.

DOOR INTERFERENCE
- Entry door should not interfere with safe appliance operation or appliance doors.

DISTANCE BETWEEN WORK CENTERS
- With three work centers, the total distance traveled should not be more than 26′ with no single leg of the triangle less than 4′ or more than 9′.
- With more than three work centers, each additional travel distance to another work center should be no less than 4′ or more than 9′. Each leg is measured from the center-front of the appliance/sink. No work triangle leg should intersect an island/peninsula by more than 12″.

SEPARATING WORK CENTERS
- A tall obstacle should not separate two primary work centers. A properly recessed tall corner unit is acceptable.

WORK TRIANGLE TRAFFIC
- Major traffic patterns should not cross through the basic work triangle.

WORK AISLE
- The work aisle should be at least 42″ for one cook and at least 48″ for multiple cooks.

WALKWAY
- The walkway width should be at least 36″.

TRAFFIC CLEARANCE AT SEATING
- Allow 32″ of clearance from the table to wall/obstacle if no traffic passes behind a seated diner. If traffic passes behind the diner, allow at least 36″ to edge past or 44″ to walk past.

SEATING CLEARANCE
- 30″ high tables/counters should allow a 24″ wide by 18″ deep space for each seated diner and at least 18″ knee space.
- 36″ high counters should allow a 24″ wide by 15″ deep space for each seated diner and at least 15″ kneespace.
- 42″ high counters should allow a 24″ wide by 12″ deep space for each seated diner and at least 12″ kneespace.

CLEAN-UP/PREP SINK PLACEMENT
- With only one sink, locate it adjacent to or across from the cooking surface and refrigerator.

CLEAN-UP/PREP SINK LANDING AREA
- Include at least a 24″ wide landing space on one side of the sink and 18″ on the other.
- If all the countertop at the sink is not the same height, plan a 24″ landing space on one side of the sink and 3″ of countertop frontage on the other, both at the same height of the sink.

PREPARATION/WORK AREA
- Include a section of countertop at least 36″ wide x 24″ deep next to the sink for a work area.

DISHWASHER PLACEMENT
- Nearest edge of dishwasher should be within 36″ of nearest edge of sink. Provide at least 21″ of standing space between the edge of the dishwasher and countertop frontage/appliances/cabinets which are placed at a right angle to the dishwasher.

WASTE RECEPTACLES
- Include at least 2 waste receptacles, one near the sink and the other nearby for recycling.

AUXILIARY SINK
- Provide at least 3″ of countertop frontage on one side of the auxiliary sink and 18″ on the other side, both at the same height as the sink.

REFRIGERATOR LANDING AREA
- Include at least 15″ of landing area on the handle side of the refrigerator, 15″ on either side of a side-by-side refrigerator, 15″ of landing space which is no more than 48″ across from the front of the refrigerator, and 15″ above or adjacent to any under-counter style refrigerator.

COOKING SURFACE LANDING AREA
- Include a minimum of 12″ of landing area on one side of the cooking surface and 15″ on the other.
- If cooking surface is at a different countertop height than the rest of the kitchen, then the 12″ and 15″ landing areas must be the same height as the cooking surface.
- For safety reasons, in an island or peninsula situation, the countertop should extend a minimum of 9″ behind the cooking surface if the counter height is the same height as the cooking surface.

COOKING SURFACE CLEARANCE
- Allow 24″ between the cooking surface and a protected noncombustible surface above it.
- At least 30″ of clearance is required between the cooking surface and an unprotected/combustible surface above it.
- If a microwave/hood combination is used, then the manufacturer's specifications should be followed.

COOKING SURFACE VENTILATION
- A correctly sized, ducted ventilation system is recommended for all cooking surface appliances. The recommended minimum is 150 CFM.
- Code requires that the manufacturer's specifications be followed. Minimum exhaust rate for a ducted hood is 100 CFM and must be ducted to the outside.
- Make-up air may need to be provided. Refer to local codes.

COOKING SURFACE SAFETY
- Do not locate cooking surface under an operable window.
- Window treatments above cooking surface should not use flammable materials.
- Place a fire extinguisher near the kitchen exit away from cooking equipment.

MICROWAVE OVEN PLACEMENT
- The ideal location for the bottom of the microwave is 3″ below the principle user's shoulder, but no more than 54″ above the floor.

MICROWAVE LANDING AREA
- Provide at least 15″ above, below, or adjacent to the handle side of a microwave oven.

OVEN LANDING AREA
- Include at least 15″ next to or above the oven.
- A 15″ landing area that is not more than 48″ away is also acceptable as long as the oven does not open into a walkway.

COMBINING LANDING AREAS
- If two landing areas are adjacent to one another, determine a new minimum for the two by taking the longer of the two and adding 12″.

continued

kitchen planning guidelines (continued)

COUNTERTOP SPACE
- A total of 158″ of countertop frontage, 24″ deep, with at least 15″ clearance above is needed to accommodate all landing, preparation, work, and storage areas.

COUNTERTOP EDGES
- Clipped or round corners, rather than sharp edges, are recommended on all counters.

STORAGE
- The recommended total shelf/drawer frontage for a small kitchen (less than 150 square feet) is 1400″, for a medium kitchen (151 to 350 square feet) is 1700″, and for a large kitchen (greater than 350 square feet) is 2000″.

Sizes:	S	M	L
Wall	300″	360″	360″
Base	520″	615″	660″
Drawer	360″	400″	525″
Pantry	180″	230″	310″
Misc.	40″	95″	145″

- The totals for wall, base, drawer, and pantry shelf/drawer frontage can be adjusted upward or downward as long as the recommended total stays the same.

STORAGE AT CLEAN-UP/PREP SINK
- The recommended total for a small kitchen is 400″, a medium kitchen is 480″, a large kitchen is 560″, and should be located within 72″ of the centerline of the main clean-up/prep sink.

CORNER CABINET STORAGE
- At least one corner cabinet should include a functional storage device.

ELECTRICAL RECEPTACLES
- GFCI (Ground-Fault-Circuit-Interrupter) protection is required on all receptacles servicing countertop surfaces within the kitchen.

LIGHTING
- Every work surface should be well illuminated. At least one wall switch-controlled light must be placed at the entrance.
- Window/skylight area, equal to at least 8% of the total square footage of the kitchen, or a total living space which includes a kitchen, is required.

bathroom planning guidelines

DOOR/ENTRY
- Doorway opening should be at least 32″, requiring a minimum 2′ 10″ wide door.

DOOR INTERFERENCE
- The door area should include clear floor space for maneuvering which varies according to the type of door and the direction of the approach.

CEILING HEIGHT
- Bathroom floor to ceiling minimum height is 80″. A shower or tub with a shower head shall have a minimum floor to ceiling height of 80″ above a minimum area 30″ x 30″ at the shower head.

CLEAR SPACE
- Plan a clear space of 30″ from the front edge of all fixtures to any opposite bath fixture, wall, or obstacle.
- A minimum space of at least 21″ is required in front of a lavatory, toilet, bidet, and tub, with a 24″ minimum space in front of a shower entry.

SINGLE LAVATORY PLACEMENT
- The distance from the centerline of the lavatory to the sidewall/tall obstacle should be at least 20″.
- The minimum distance required is 15″. The minimum distance required between a wall and the edge of a lavatory is 4″.

DOUBLE LAVATORY PLACEMENT
- The distance between the centerlines of two lavatories should be at least 36″.
- The minimum distance required is 30″.
- The minimum distance required between the edges of two lavatories is 4″.

LAVATORY/VANITY HEIGHT
- The height for a lavatory varies from 32″ to 43″ to fit the user.

COUNTERTOP EDGES
- Clipped or round corners, rather than sharp edges, are recommended on all counters.

SHOWER SIZE
- The interior shower size should be at least 36″ x 36″. The minimum interior shower size required is 30″ x 30″.

STORAGE
- Provide adequate, accessible storage for toiletries, bath linens, grooming and general bathroom supplies.
- Storage of frequently used items should be 15″ to 48″ above floor.

ELECTRICAL RECEPTACLES
- All GFCI receptacles should be located at electrical appliance points of use.

Load bearing floors and shelves can support 15 lbs. per square foot. Warranty does not cover overloading beyond this point.

To view a complete and updated list of the NKBA Guidelines, visit
https://media.nkba.org/uploads/2022/05/Kitchen-Planning-Guidelines.pdf

© Copyright 2007 National Kitchen & Bath Association

HOMECREST®
CABINETRY

WALL CABINET NOMENCLATURE

All Wall Cabinets are 12″ deep unless otherwise noted.

W361824

Cabinet Type — Cabinet Width — Cabinet Height — Cabinet Depth

MODIFICATIONS GRID KEY

•	Available
STD	Standard on these cabinets

MODIFICATIONS

Mod.	Description	Mod.	Description
ADDTK	Add Toekick	FPEB	Furniture Finished Plywood End Panels
AUTHB	Authentic Ends Both		
AUTHL	Authentic End Left	FTK	Flush Toekick
AUTHR	Authentic End Right	FTKAV	Flush Toekick Arch
CBO	Cabinet Box Only	FTKFV	Flush Toekick Furniture
CCO	Cabinet Case Only	FULL	Full Overlay
CFNTO	Cabinet Front Only	ID	Increased Depth
CFRMO	Cabinet Frame Only	MFO	Modified Full Overlay
CND	Cabinet with No Door, with Drawer	MI	Matching Interior
		NSCH	Non SofTouch Hinge
EXL	Extended Stile Left	P	Peninsula
EXR	Extended Stile Right	RD	Reduced Depth
FB	Finished Ends	RECTKL	Recessed Toekick Left
FDRW	Furniture Board Drawer	RECTKR	Recessed Toekick Right

CONSTRUCTION UPGRADES

Mod.	Description
APU	All-plywood Unfinished
PEU	Plywood Ends Unfinished

DECORATIVE DOOR OPTIONS

Mod.	Description
CG	Cut-for-glass Doors
MD	Mullion Doors

Wall Single Door, 12″ High

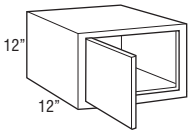

Price Point	1	2	3	4	5	6	7	8
W1212 L or R	234	279	293	312	346	351	360	399
W1512 L or R	246	295	311	329	366	372	380	421
W1812 L or R	261	313	328	348	388	393	403	447
W2112 L or R	275	329	345	366	408	413	424	470
W2412 L or R	289	346	363	385	429	434	446	494

Modifications

ADDTK	AUTH	CBO	CCO	CFNTO	CFRMO	CND	EX	FB	FDRW	FPEB	FTK	FTK_V	FULL/MFO	ID	MI	NSCH	P	RD	RECTKL/R
•[1]	•		•	•	•		•	•		•	•[1]	•[2]	•	•	•	•	•	•	•[1]

Construction Upgrades

APU	PEU
•	•

Decorative Door Options

CG	MD
•	

[1]ADDTK, FTK, and RECTKL/RECTKR not available on W2112 and W2412.
[2]FTKAV/FTKFV not available on W1212, W2112, and W2412.

Wall Double Door, 12″ High

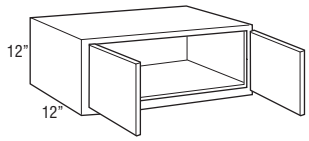

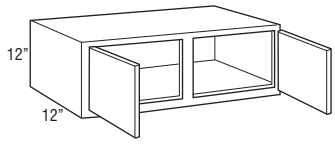

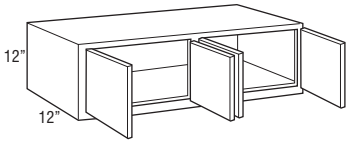

W2412B	291	347	365	388	430	437	449	495
W2712B	307	366	386	407	454	462	473	523
W3012B	311	371	390	414	459	466	478	529
W31.512B	320	383	403	427	471	478	494	539
W3312B	329	395	416	440	482	489	510	548
W3612B	345	415	433	461	491	498	530	562
W3712B	355	426	447	475	499	506	540	572
W3912	365	436	459	489	506	513	551	582
W4212	383	458	482	513	531	539	579	611
W4512	402	481	506	539	558	566	608	642
W4812	474	568	597	636	658	668	717	758

Modifications

ADDTK	AUTH	CBO	CCO	CFNTO	CFRMO	CND	EX	FB	FDRW	FPEB	FTK	FTK_V	FULL/MFO	ID	MI	NSCH	P	RD	RECTKL/R
•	•		•	•	•		•	•		•	•	•[1]	•	•	•	•	•	•	•

Construction Upgrades

APU	PEU
•	•

Decorative Door Options

CG	MD
•	

[1]FTKAV/FTKFV not available on W3712B.

Wall Top Hinge Single Door, 12″ High

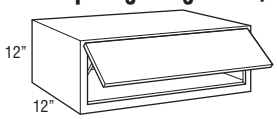

Price Point	1	2	3	4	5	6	7	8
WTH3012	588	648	667	690	736	743	755	806
WTH3612	652	722	741	769	799	806	838	870

- Utilizes doors from 30″ and 36″ high wall cabinets. Grain on center panels will run horizontally and door rail configuration on non-mitered doors will be unique from adjacent cabinet doors. See page 8 for more details.
- Cabinet may utilize one or two lift mechanisms depending on door size and weight. Door lift mechanism tension can be field adjusted.
- Depth can be reduced to a minimum of 9″.
- Door will open a maximum of 105° due to hinges. For applications close to a ceiling, door angle can be restricted to 86° with a Hinge Angle Restriction Clip (INTGHRSTRCLIP, see page 179).
- Lift mechanisms and mounting brackets will be visible if used with transparent textured glass panels.

Modifications

ADDTK	AUTH	CBO	CCO	CFNTO	CFRMO	CND	EX	FB	FDRW	FPEB	FTK	FTK_V	FULL/MFO	ID	MI	NSCH	P	RD	RECTKL/R
	•				•		•	•		•			•	•	•			•	

Construction Upgrades

APU	PEU
•	•

Decorative Door Options

CG	MD
•	

Wall Double Door, 12″ High, 24″ Deep

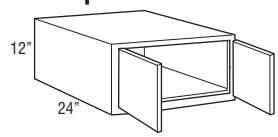

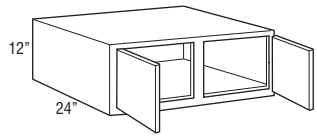

W301224B	376	451	473	501	507	513	559	592
W31.51224B	386	463	486	514	521	527	574	608
W331224B	396	475	498	527	534	540	588	623
W361224B	415	497	522	555	559	566	611	644
W371224B	429	512	538	564	569	576	616	649
W391224	442	527	554	572	578	587	620	653

- 24″ deep cabinets must be fully supported by screws installed in a structural member in the ceiling or soffit, and into adjacent cabinets or tall panels.
- Load limit is 15 lbs. per square foot of load bearing surface.

Modifications

ADDTK	AUTH	CBO	CCO	CFNTO	CFRMO	CND	EX	FB	FDRW	FPEB	FTK	FTK_V	FULL/MFO	ID	MI	NSCH	P	RD	RECTKL/R
•	•		•	•	•		•	•		•	•	•[1]	•		•	•		•	•

Construction Upgrades

APU	PEU
•	•

Decorative Door Options

CG	MD
•	

[1]FTKAV/FTKFV not available on W371224B.

Wall Single Door, 15″ High

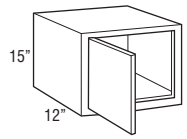

W1215 L or R	240	291	305	323	363	370	385	414
W1515 L or R	255	308	323	343	386	391	406	437
W1815 L or R	269	325	343	362	407	415	431	463
W2115 L or R	283	342	361	381	428	436	453	487
W2415 L or R	298	360	380	401	450	458	476	512

Modifications

ADDTK	AUTH	CBO	CCO	CFNTO	CFRMO	CND	EX	FB	FDRW	FPEB	FTK	FTK_V	FULL/MFO	ID	MI	NSCH	P	RD	RECTKL/R
•[1]	•		•	•	•		•	•		•	•[1]	•[2]	•	•	•	•	•	•	•[1]

Construction Upgrades

APU	PEU
•	•

Decorative Door Options

CG	MD
•	•[3]

[1]ADDTK, FTK, and RECTKL/RECTKR not available on W2115 and W2415.
[2]FTKAV/FTKFV not available on W1215, W2115, and W2415.
[3]MD not available on W1215.

Wall Double Door, 15″ High

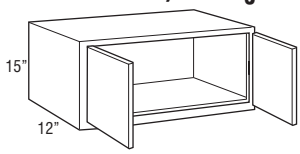

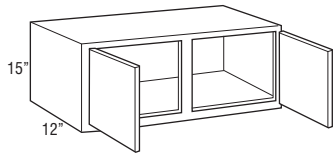

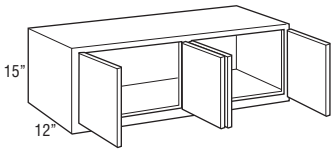

Price Point	1	2	3	4	5	6	7	8
W2415B	299	362	382	402	453	461	480	515
W2715B	316	383	403	425	478	488	506	543
W3015B	318	387	406	429	483	492	510	549
W31.515B	327	396	416	441	497	507	531	565
W3315B	335	404	425	452	511	521	551	580
W3615B	357	425	447	470	542	554	577	623
W3715B	365	438	461	486	551	560	590	628
W3915	372	451	474	500	558	566	601	633
W4215CS	382	463	486	513	572	580	616	649
W4215	391	474	498	525	586	594	631	665
W4515	411	498	523	551	615	624	663	698
W4815	485	588	617	650	726	736	782	824

Modifications

ADDTK	AUTH	CBO	CCO	CFNTO	CFRMO	CND	EX	FB	FDRW	FPEB	FTK	FTK_V	FULL/MFO	ID	MI	NSCH	P	RD	RECTKL/R
•[1]	•		•	•	•		•	•		•	•[1]	•[2]	•	•	•	•	•	•	•[1]

Construction Upgrades

APU	PEU
•	•

Decorative Door Options

CG	MD
•	•[3]

[1]ADDTK, FTK, and RECTKL/RECTKR not available on W4215CS.
[2]FTKAV/FTKFV not available on W3715B and W4215CS.
[3]MD not available on W3715B, W4215, and W4515.

Wall Top Hinge Single Door, 15″ High

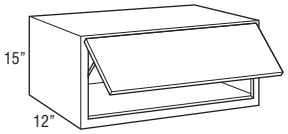

WTH3015	613	682	702	724	778	787	806	845
WTH3615	691	759	781	805	877	888	912	957

- Utilizes doors from 30″ and 36″ high wall cabinets. Grain on center panels will run horizontally and door rail configuration on non-mitered doors will be unique from adjacent cabinet doors. See page 8 for more details.
- Cabinet may utilize one or two lift mechanisms depending on door size and weight. Door lift mechanism tension can be field adjusted.
- Depth can be reduced to a minimum of 9″.
- Door will open a maximum of 105° due to hinges. For applications close to a ceiling, door angle can be restricted to 86° with a Hinge Angle Restriction Clip (INTGHRSTRCLIP, see page 179).
- Lift mechanisms and mounting brackets will be visible if used with transparent textured glass panels.

Modifications

ADDTK	AUTH	CBO	CCO	CFNTO	CFRMO	CND	EX	FB	FDRW	FPEB	FTK	FTK_V	FULL/MFO	ID	MI	NSCH	P	RD	RECTKL/R
	•				•		•	•		•			•	•	•			•	

Construction Upgrades

APU	PEU
•	•

Decorative Door Options

CG	MD
•	

Wall Double Door, 15″ High, 24″ Deep

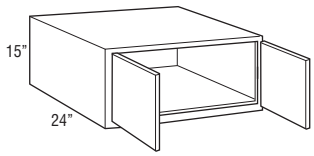

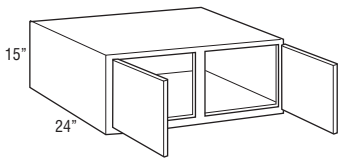

W301524B	381	460	485	510	558	563	591	633
W31.51524B	391	472	498	524	573	578	607	650
W331524B	401	484	510	537	587	593	622	666
W361524B	424	508	534	565	601	611	652	687
W371524B	437	522	547	580	618	629	657	696
W391524	450	535	561	596	636	645	660	704

- 24″ deep cabinets must be fully supported by screws installed in a structural member in the ceiling or soffit, and into adjacent cabinets or tall panels.
- Load limit is 15 lbs. per square foot of load bearing surface.

Modifications

ADDTK	AUTH	CBO	CCO	CFNTO	CFRMO	CND	EX	FB	FDRW	FPEB	FTK	FTK_V	FULL/MFO	ID	MI	NSCH	P	RD	RECTKL/R
•	•		•	•	•		•	•		•	•	•[1]	•		•	•		•	•

Construction Upgrades

APU	PEU
•	•

Decorative Door Options

CG	MD
•	•[1]

[1]FTKAV/FTKFV and MD not available on W371524B.

Wall Single Door, 18″ High

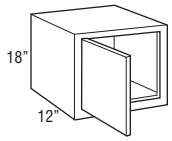

Price Point	1	2	3	4	5	6	7	8
W1218 L or R	257	300	316	334	362	369	387	413
W1518 L or R	273	318	333	354	385	390	409	435
W1818 L or R	288	338	354	375	406	414	433	461
W2118 L or R	299	350	367	389	422	429	450	478
W2418 L or R	311	362	380	403	437	445	465	495

Modifications

ADDTK	AUTH	CBO	CCO	CFNTO	CFRMO	CND	EX	FB	FDRW	FPEB	FTK	FTK_V	FULL/MFO	ID	MI	NSCH	P	RD	RECTKL/R
•	•		•	•	•		•	•		•	•	•[1]	•	•	•	•	•	•	•

Construction Upgrades

APU	PEU
•	•

Decorative Door Options

CG	MD
•	•[1]

[1]FTKAV/FTKFV and MD not available on W1218.

Wall Double Door, 18″ High

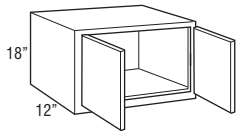

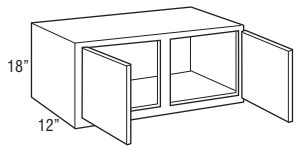

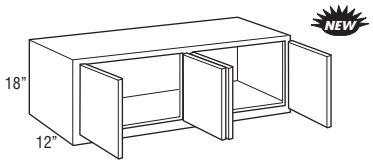

W2418B	325	383	402	426	461	467	490	523
W2718B	356	420	440	463	513	521	556	598
W3018B	359	424	446	467	520	527	561	603
W31.518B	367	432	454	478	534	542	576	618
W3318B	374	440	461	489	547	557	590	633
W3618B	385	452	475	506	576	584	616	655
W3718B	387	454	477	508	577	586	618	660
W3918	388	456	478	509	577	586	620	664
W4218	395	470	494	520	608	617	651	697
W4518	415	494	519	546	638	648	684	732
W4818CS	490	583	612	644	753	765	807	864
W4818	515	612	643	676	791	803	847	907

Modifications

ADDTK	AUTH	CBO	CCO	CFNTO	CFRMO	CND	EX	FB	FDRW	FPEB	FTK	FTK_V	FULL/MFO	ID	MI	NSCH	P	RD	RECTKL/R
•	•		•	•	•		•	•		•	•	•[1]	•	•	•	•	•	•	•

Construction Upgrades

APU	PEU
•	•

Decorative Door Options

CG	MD
•	•

[1]FTKAV/FTKFV not available on W3718B.

Wall Top Hinge Single Door, 18″ High

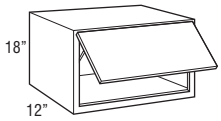

WTH3018	684	749	771	792	845	852	886	928
WTH3618	742	809	832	863	933	942	973	1013

- Utilizes doors from 30″ and 36″ high wall cabinets. Grain on center panels will run horizontally and door rail configuration on non-mitered doors will be unique from adjacent cabinet doors. See page 8 for more details.
- Cabinet may utilize one or two lift mechanisms depending on door size and weight. Door lift mechanism tension can be field adjusted.
- Depth can be reduced to a minimum of 9″.
- Door will open a maximum of 105° due to hinges. For applications close to a ceiling, door angle can be restricted to 86° with a Hinge Angle Restriction Clip (INTGHRSTRCLIP, see page 179).
- Lift mechanisms and mounting brackets will be visible if used with transparent textured glass panels.

Modifications

ADDTK	AUTH	CBO	CCO	CFNTO	CFRMO	CND	EX	FB	FDRW	FPEB	FTK	FTK_V	FULL/MFO	ID	MI	NSCH	P	RD	RECTKL/R
	•				•		•	•		•			•	•	•			•	

Construction Upgrades

APU	PEU
•	•

Decorative Door Options

CG	MD
•	

Wall Double Door, 18″ High, 24″ Deep

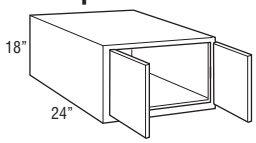

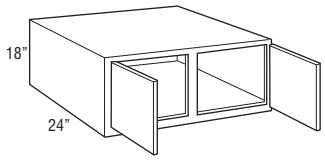

Price Point	1	2	3	4	5	6	7	8
W301824B	410	489	514	548	600	611	646	694
W31.51824B	421	502	528	563	616	627	663	713
W331824B	432	515	541	577	632	643	680	731
W361824B	464	542	570	605	660	671	711	756
W371824B	470	554	581	615	669	680	716	762
W391824	476	565	593	626	678	689	721	768

- 24″ deep cabinets must be fully supported by screws installed in a structural member in the ceiling or soffit, and into adjacent cabinets or tall panels.
- Load limit is 15 lbs. per square foot of load bearing surface.

Modifications

ADDTK	AUTH	CBO	CCO	CFNTO	CFRMO	CND	EX	FB	FDRW	FPEB	FTK	FTK_V	FULL/MFO	ID	MI	NSCH	P	RD	RECTKL/R
•	•		•	•	•		•	•		•	•	•[1]	•		•	•		•	•

Construction Upgrades

APU	PEU
•	•

Decorative Door Options

CG	MD
•	•[1]

[1]FTKAV/FTKFV and MD not available on W371824B.

Wall Single Door, 21″ High

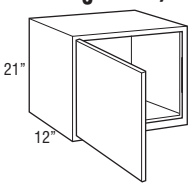

W1221 L or R	297	354	372	395	436	443	469	500
W1521 L or R	315	375	393	418	462	469	497	530
W1821 L or R	332	396	417	442	489	495	526	561
W2121 L or R	351	420	440	467	517	524	556	593
W2421 L or R	360	431	452	480	530	538	571	609

Modifications

ADDTK	AUTH	CBO	CCO	CFNTO	CFRMO	CND	EX	FB	FDRW	FPEB	FTK	FTK_V	FULL/MFO	ID	MI	NSCH	P	RD	RECTKL/R
•	•		•	•	•		•	•		•	•	•[1]	•	•	•	•	•	•	•

Construction Upgrades

APU	PEU
•	•

Decorative Door Options

CG	MD
•	•[1]

[1]FTKAV/FTKFV and MD not available on W1221.

Wall Double Door, 21″ High

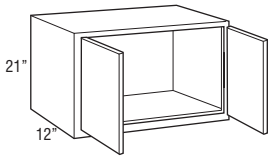

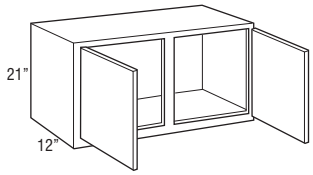

W2421B	369	442	463	492	543	552	586	625
W2721B	390	466	490	519	573	582	617	659
W3021B	394	472	494	524	579	589	623	666
W31.521B	401	482	504	533	590	600	641	683
W3321B	407	491	513	542	601	611	658	699
W3621B	429	512	539	571	636	645	694	732
W3721B	432	518	544	575	641	649	699	737
W3921	434	522	548	579	645	653	704	742
W4221	456	548	575	608	677	686	739	779
W4521	479	575	604	638	711	720	776	818
W4821	565	679	713	753	839	850	916	965

Modifications

ADDTK	AUTH	CBO	CCO	CFNTO	CFRMO	CND	EX	FB	FDRW	FPEB	FTK	FTK_V	FULL/MFO	ID	MI	NSCH	P	RD	RECTKL/R
•	•		•	•	•		•	•		•	•	•[1]	•	•	•	•	•	•	•

Construction Upgrades

APU	PEU
•	•

Decorative Door Options

CG	MD
•	•[1]

[1]FTKAV/FTKFV and MD not available on W3721B.

Wall Top Hinge Single Door, 21″ High

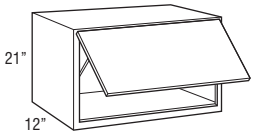

Price Point	1	2	3	4	5	6	7	8
WTH3021	755	833	855	885	941	950	984	1027
WTH3621	831	915	942	973	1038	1048	1096	1134

- Utilizes doors from 30″ and 36″ high wall cabinets. Grain on center panels will run horizontally and door rail configuration on non-mitered doors will be unique from adjacent cabinet doors. See page 8 for more details.
- Cabinet may utilize one or two lift mechanisms depending on door size and weight. Door lift mechanism tension can be field adjusted.
- Depth can be reduced to a minimum of 9″.
- Door will open a maximum of 105° due to hinges. For applications close to a ceiling, door angle can be restricted to 86° with a Hinge Angle Restriction Clip (INTGHRSTRCLIP, see page 179).
- Lift mechanisms and mounting brackets will be visible if used with transparent textured glass panels.

Modifications

ADDTK	AUTH	CBO	CCO	CFNTO	CFRMO	CND	EX	FB	FDRW	FPEB	FTK	FTK_V	FULL/MFO	ID	MI	NSCH	P	RD	RECTKL/R
	•				•		•	•		•			•	•	•			•	

Construction Upgrades

APU	PEU
•	•

Decorative Door Options

CG	MD
•	

Wall Double Door, 21″ High, 24″ Deep

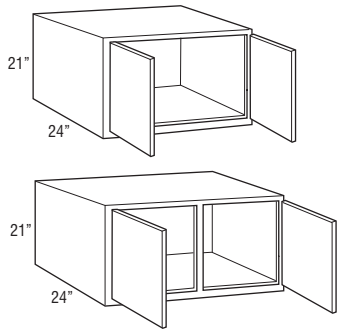

W302124B	438	524	549	582	643	654	692	740
W31.52124B	449	538	564	597	659	668	717	765
W332124B	460	551	578	611	674	681	741	790
W362124B	501	587	615	648	710	724	773	821
W372124B	504	587	616	652	715	728	782	827
W392124	506	587	616	655	719	731	791	832

- 24″ deep cabinets must be fully supported by screws installed in a structural member in the ceiling or soffit, and into adjacent cabinets or tall panels.
- Load limit is 15 lbs. per square foot of load bearing surface.

Modifications

ADDTK	AUTH	CBO	CCO	CFNTO	CFRMO	CND	EX	FB	FDRW	FPEB	FTK	FTK_V	FULL/MFO	ID	MI	NSCH	P	RD	RECTKL/R
•	•		•	•	•		•	•		•	•	•[1]	•		•	•		•	•

Construction Upgrades

APU	PEU
•	•

Decorative Door Options

CG	MD
•	•[1]

[1]FTKAV/FTKFV and MD not available on W372124B.

Wall Single Door, 24″ High

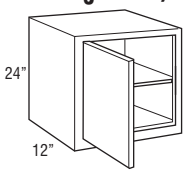

W1224 L or R	246	284	297	318	366	372	406	430
W1524 L or R	261	300	316	338	388	393	431	455
W1824 L or R	276	318	333	357	410	417	456	483
W2124 L or R	314	363	382	407	459	466	503	531
W2424 L or R	351	407	429	458	507	515	551	579

Modifications

ADDTK	AUTH	CBO	CCO	CFNTO	CFRMO	CND	EX	FB	FDRW	FPEB	FTK	FTK_V	FULL/MFO	ID	MI	NSCH	P	RD	RECTKL/R
•	•	•	•	•	•		•	•		•	•	•[1]	•	•	•	•	•	•	•

Construction Upgrades

APU	PEU
•	•

Decorative Door Options

CG	MD
•	•[1]

[1]FTKAV/FTKFV and MD not available on W1224.

Wall Double Door, 24″ High

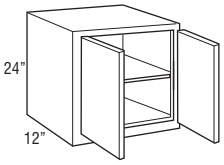

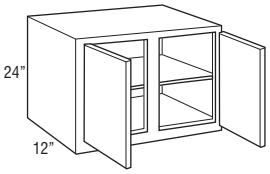

Price Point	1	2	3	4	5	6	7	8
W2424B	367	431	452	481	534	542	579	608
W2724B	424	503	528	561	619	630	675	710
W3024B	429	513	540	572	636	645	690	732
W31.524B	442	527	555	587	654	662	711	754
W3324B	455	541	569	601	671	678	732	775
W3624B	470	570	598	633	695	704	768	803
W3724B	475	574	603	640	701	711	774	810
W3924	481	578	607	646	706	717	780	817
W4224	504	612	643	681	733	742	806	851
W4524	523	633	665	704	767	779	849	894
W4824	544	655	688	732	804	817	885	938

Modifications

ADDTK	AUTH	CBO	CCO	CFNTO	CFRMO	CND	EX	FB	FDRW	FPEB	FTK	FTK_V	FULL/MFO	ID	MI	NSCH	P	RD	RECTKL/R
•	•	•	•	•	•		•	•		•	•	•[1]	•	•	•	•	•	•	•

Construction Upgrades

APU	PEU
•	•

Decorative Door Options

CG	MD
•	•[1]

[1]FTKAV/FTKFV and MD not available on W3724B.

Wall Double Door, 24″ High, 24″ Deep

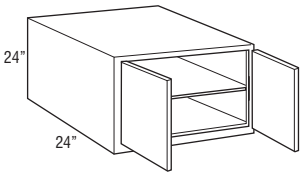

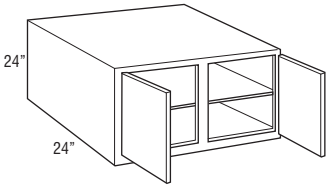

W302424B	477	570	600	635	706	716	766	813
W31.52424B	493	589	620	656	724	736	796	843
W332424B	508	608	640	677	741	755	825	872
W362424B	551	648	680	721	783	792	855	908
W372424B	556	652	684	726	788	799	857	909
W392424	560	655	688	732	793	805	859	909

- 24″ deep cabinets must be fully supported by screws installed in a structural member in the ceiling or soffit, and into adjacent cabinets or tall panels.
- Load limit is 15 lbs. per square foot of load bearing surface.
- Shelf is 21″ deep on W392424 to allow for the shelf to be removed from the cabinet.

Modifications

ADDTK	AUTH	CBO	CCO	CFNTO	CFRMO	CND	EX	FB	FDRW	FPEB	FTK	FTK_V	FULL/MFO	ID	MI	NSCH	P	RD	RECTKL/R
•	•	•	•	•	•		•	•		•	•	•[1]	•		•	•		•	•

Construction Upgrades

APU	PEU
•	•

Decorative Door Options

CG	MD
•	•[1]

[1]FTKAV/FTKFV and MD not available on W372424B.

Wall Single Door, 27″ High

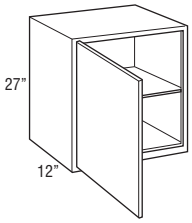

Price Point	1	2	3	4	5	6	7	8
W1227 L or R	332	401	421	447	498	505	542	572
W1527 L or R	352	424	446	473	527	535	573	606
W1827 L or R	372	449	472	500	558	566	607	642
W2127 L or R	384	462	486	515	574	582	625	660
W2427 L or R	394	474	498	528	590	598	642	677

Modifications

ADDTK	AUTH	CBO	CCO	CFNTO	CFRMO	CND	EX	FB	FDRW	FPEB	FTK	FTK_V	FULL/MFO	ID	MI	NSCH	P	RD	RECTKL/R
•	•	•	•	•	•		•	•		•	•	•[1]	•	•	•	•	•	•	•

Construction Upgrades

APU	PEU
•	•

Decorative Door Options

CG	MD
•	•[1]

[1]FTKAV/FTKFV and MD not available on W1227.

Wall Double Door, 27″ High

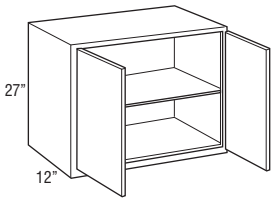

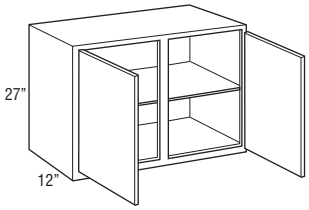

W2427B	415	499	524	556	620	630	676	712
W2727B	436	527	555	587	655	666	712	754
W3027B	442	533	560	593	662	673	720	760
W3327B	466	562	591	625	702	710	771	806
W3627B	491	592	620	658	725	735	802	843
W3727B	503	604	633	670	738	747	814	855
W3927	515	615	644	681	749	758	825	866
W4227	541	646	676	715	786	796	866	909
W4527	568	678	710	751	825	836	909	954
W4827	670	800	838	886	974	986	1073	1126

Modifications

ADDTK	AUTH	CBO	CCO	CFNTO	CFRMO	CND	EX	FB	FDRW	FPEB	FTK	FTK_V	FULL/MFO	ID	MI	NSCH	P	RD	RECTKL/R
•	•	•	•	•	•		•	•		•	•	•[1]	•	•	•	•	•	•	•

Construction Upgrades

APU	PEU
•	•

Decorative Door Options

CG	MD
•	•[1]

[1]FTKAV/FTKFV and MD not available on W3727B.

Wall Double Door, 27″ High, 24″ Deep

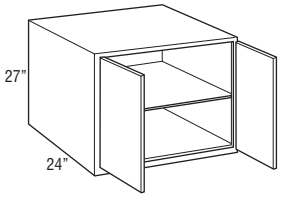

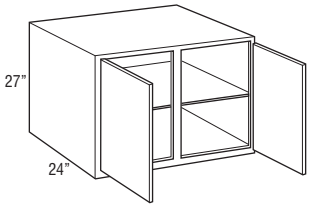

W302724B	495	598	629	667	741	751	827	867
W332724B	521	629	662	702	780	791	870	913
W362724B	579	676	708	755	804	817	895	948
W372724B	593	689	721	769	817	830	909	961
W392724	605	702	734	781	829	843	921	973

- 24″ deep cabinets must be fully supported by screws installed in a structural member in the ceiling or soffit, and into adjacent cabinets or tall panels.
- Load limit is 15 lbs. per square foot of load bearing surface.

Modifications

ADDTK	AUTH	CBO	CCO	CFNTO	CFRMO	CND	EX	FB	FDRW	FPEB	FTK	FTK_V	FULL/MFO	ID	MI	NSCH	P	RD	RECTKL/R
•	•	•	•	•	•		•	•		•	•	•[1]	•		•	•		•	•

Construction Upgrades

APU	PEU
•	•

Decorative Door Options

CG	MD
•	•[1]

[1]FTKAV/FTKFV and MD not available on W372724B.

Wall Single Door, 30″ High

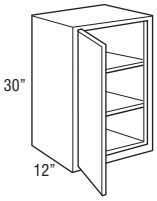

Price Point	1	2	3	4	5	6	7	8
W930 L or R	251	308	323	340	375	380	386	426
W1230 L or R	264	324	342	362	393	400	434	470
W1530 L or R	291	346	362	386	428	433	473	503
W1830 L or R	308	367	386	407	464	472	504	544
W2130 L or R	330	390	409	434	492	499	543	575
W2430 L or R	387	473	497	526	570	578	613	652

Modifications

ADDTK	AUTH	CBO	CCO	CFNTO	CFRMO	CND	EX	FB	FDRW	FPEB	FTK	FTK_V	FULL/MFO	ID	MI	NSCH	P	RD	RECTKL/R
•	•	•	•	•	•		•	•		•	•	•[1]	•	•	•	•	•	•	•

Construction Upgrades

APU	PEU
•	•

Decorative Door Options

CG	MD
•	•[1]

[1]FTKAV/FTKFV and MD not available on W930 and W1230.

Wall Double Door, 30″ High

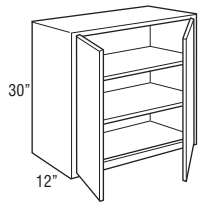

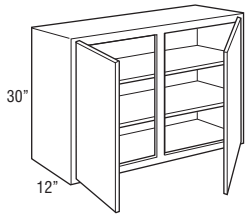

W2430B	405	497	522	554	601	611	645	688
W2730B	449	546	573	609	678	687	744	786
W3030B	455	555	580	616	681	694	758	793
W3330B	478	579	608	644	730	739	803	843
W3630B	510	608	640	677	755	764	832	879
W3930	527	626	658	697	777	789	868	908
W4230	544	645	677	717	804	817	896	947
W4530	568	676	709	754	850	862	945	998
W4830	591	708	744	791	886	901	997	1051

Modifications

ADDTK	AUTH	CBO	CCO	CFNTO	CFRMO	CND	EX	FB	FDRW	FPEB	FTK	FTK_V	FULL/MFO	ID	MI	NSCH	P	RD	RECTKL/R
•	•	•	•	•	•		•	•		•	•	•	•	•	•	•	•	•	•

Construction Upgrades

APU	PEU
•	•

Decorative Door Options

CG	MD
•	•

Wall Single Door, 33″ High

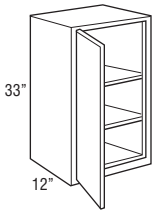

Price Point	1	2	3	4	5	6	7	8
W933 L or R	301	357	375	393	443	450	455	522
W1233 L or R	322	383	402	426	475	483	518	561
W1533 L or R	354	410	431	454	517	523	570	605
W1833 L or R	367	430	451	480	555	562	603	644
W2133 L or R	392	461	484	511	578	587	645	678
W2433 L or R	451	534	560	595	662	672	713	756

Modifications

ADDTK	AUTH	CBO	CCO	CFNTO	CFRMO	CND	EX	FB	FDRW	FPEB	FTK	FTK_V	FULL/MFO	ID	MI	NSCH	P	RD	RECTKL/R
•	•	•	•	•	•		•	•		•	•	•[1]	•	•	•	•	•	•	•

Construction Upgrades

APU	PEU
•	•

Decorative Door Options

CG	MD
•	•[1]

[1]FTKAV/FTKFV and MD not available on W933 and W1233.

Wall Double Door, 33″ High

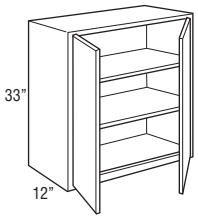

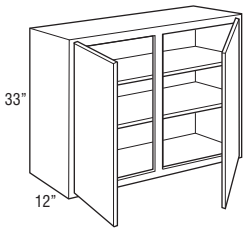

W2433B	475	562	591	625	698	707	734	795
W2733B	544	644	676	717	814	824	877	938
W3033B	554	650	681	726	830	844	916	970
W3333B	583	678	712	758	879	892	968	1018
W3633B	616	718	755	796	915	926	1014	1070
W3933	625	721	758	799	927	942	1029	1084
W4233	718	828	873	918	1067	1083	1184	1246
W4533	772	891	938	988	1147	1164	1273	1340
W4833	826	953	1002	1057	1227	1244	1362	1434

Modifications

ADDTK	AUTH	CBO	CCO	CFNTO	CFRMO	CND	EX	FB	FDRW	FPEB	FTK	FTK_V	FULL/MFO	ID	MI	NSCH	P	RD	RECTKL/R
•	•	•	•	•	•		•	•		•	•	•	•	•	•	•	•	•	•

Construction Upgrades

APU	PEU
•	•

Decorative Door Options

CG	MD
•	•

Wall Single Door, 36″ High

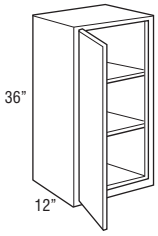

Price Point	1	2	3	4	5	6	7	8
W936 L or R	301	357	375	393	443	450	455	522
W1236 L or R	322	383	402	426	475	483	518	561
W1536 L or R	354	410	431	454	517	523	570	605
W1836 L or R	367	430	451	480	555	562	603	644
W2136 L or R	392	461	484	511	578	587	645	678
W2436 L or R	451	534	560	595	662	672	713	756

Modifications

ADDTK	AUTH	CBO	CCO	CFNTO	CFRMO	CND	EX	FB	FDRW	FPEB	FTK	FTK_V	FULL/MFO	ID	MI	NSCH	P	RD	RECTKL/R
•	•	•	•	•	•		•	•		•	•	•[1]	•	•	•	•	•	•	•

Construction Upgrades

APU	PEU
•	•

Decorative Door Options

CG	MD
•	•[1]

[1]FTKAV/FTKFV and MD not available on W936 and W1236.

Wall Double Door, 36″ High

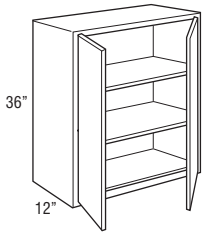

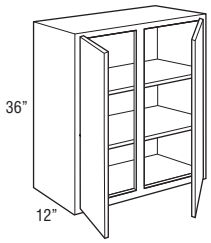

W2436B	475	562	591	625	698	707	734	795
W2736B	544	644	676	717	814	824	877	938
W3036B	554	650	681	726	830	844	916	970
W3336B	583	678	712	758	879	892	968	1018
W3636B	616	718	755	796	915	926	1014	1070
W3936	625	721	758	799	927	942	1029	1084
W4236	718	828	873	918	1067	1083	1184	1246
W4536	772	891	938	988	1147	1164	1273	1340
W4836	826	953	1002	1057	1227	1244	1362	1434

Modifications

ADDTK	AUTH	CBO	CCO	CFNTO	CFRMO	CND	EX	FB	FDRW	FPEB	FTK	FTK_V	FULL/MFO	ID	MI	NSCH	P	RD	RECTKL/R
•	•	•	•	•	•		•	•		•	•	•	•	•	•	•	•	•	•

Construction Upgrades

APU	PEU
•	•

Decorative Door Options

CG	MD
•	•

Wall Single Door, 39″ High

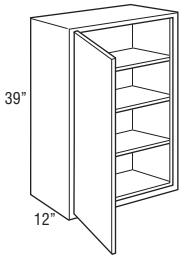

Price Point	1	2	3	4	5	6	7	8
W939 L or R	324	386	404	426	478	486	492	562
W1239 L or R	348	413	432	460	513	521	559	606
W1539 L or R	383	443	465	491	558	566	614	652
W1839 L or R	397	464	488	519	600	609	650	697
W2139 L or R	425	497	522	552	623	633	698	733
W2439 L or R	489	576	605	643	713	726	770	816

Modifications

ADDTK	AUTH	CBO	CCO	CFNTO	CFRMO	CND	EX	FB	FDRW	FPEB	FTK	FTK_V	FULL/MFO	ID	MI	NSCH	P	RD	RECTKL/R
•	•	•	•	•	•		•	•		•	•	•[1]	•	•	•	•	•	•	•

Construction Upgrades

APU	PEU
•	•

Decorative Door Options

CG	MD
•	•[1]

[1]FTKAV/FTKFV and MD not available on W939 and W1239.

Wall Double Door, 39″ High

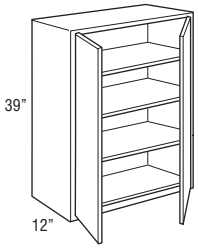

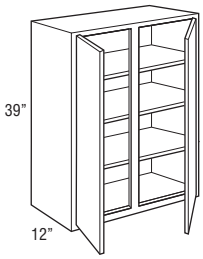

W2439B	513	607	637	675	754	764	792	857
W2739B	589	697	731	772	877	888	946	1013
W3039B	596	704	739	783	898	912	990	1045
W3339B	629	734	771	818	951	965	1045	1099
W3639B	666	775	815	859	988	1003	1097	1156
W3939	675	780	820	863	1002	1019	1112	1169
W4239	777	898	943	994	1155	1170	1278	1345
W4539	835	965	1014	1069	1242	1258	1374	1447
W4839	892	1032	1085	1143	1328	1346	1470	1548

Modifications

ADDTK	AUTH	CBO	CCO	CFNTO	CFRMO	CND	EX	FB	FDRW	FPEB	FTK	FTK_V	FULL/MFO	ID	MI	NSCH	P	RD	RECTKL/R
•	•	•	•	•	•		•	•		•	•	•	•	•	•	•	•[1]	•	•

Construction Upgrades

APU	PEU
•	•

Decorative Door Options

CG	MD
•	•

[1]P not available on W4839.

Wall Single Door, 42″ High

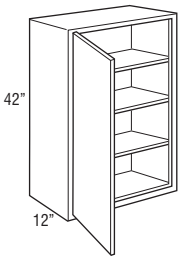

Price Point	1	2	3	4	5	6	7	8
W942 L or R	357	410	431	454	507	515	533	609
W1242 L or R	380	433	455	486	558	566	603	646
W1542 L or R	409	473	497	524	602	612	662	704
W1842 L or R	428	498	523	555	639	647	700	744
W2142 L or R	456	531	558	590	669	677	744	784
W2442 L or R	519	597	627	662	754	764	816	859

Modifications

ADDTK	AUTH	CBO	CCO	CFNTO	CFRMO	CND	EX	FB	FDRW	FPEB	FTK	FTK_V	FULL/MFO	ID	MI	NSCH	P	RD	RECTKL/R
•	•	•	•	•	•		•	•		•	•	•[1]	•	•	•	•	•	•	•

Construction Upgrades

APU	PEU
•	•

Decorative Door Options

CG	MD
•	•[1]

[1]FTKAV/FTKFV and MD not available on W942 and W1242.

Wall Double Door, 42″ High

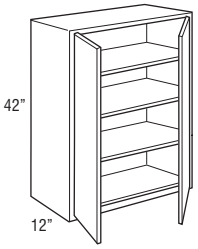

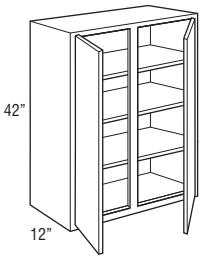

W2442B	544	627	659	698	792	804	830	906
W2742B	637	733	769	814	943	957	1018	1086
W3042B	653	754	789	830	981	996	1081	1139
W3342B	681	786	823	875	1026	1039	1132	1196
W3642B	718	823	864	915	1074	1091	1190	1255
W3942	735	840	881	927	1085	1101	1208	1271
W4242	846	965	1013	1067	1247	1267	1389	1462
W4542	909	1037	1089	1147	1341	1361	1493	1571
W4842	971	1109	1165	1227	1435	1455	1596	1680

Modifications

ADDTK	AUTH	CBO	CCO	CFNTO	CFRMO	CND	EX	FB	FDRW	FPEB	FTK	FTK_V	FULL/MFO	ID	MI	NSCH	P	RD	RECTKL/R
•	•	•	•	•	•		•	•		•	•	•	•	•	•	•	•[1]	•	•

Construction Upgrades

APU	PEU
•	•

Decorative Door Options

CG	MD
•	•

[1]P not available on W4842.

Wall Three Drawer Single Door, 48″, 51″, 54″, 57″, or 60″ High

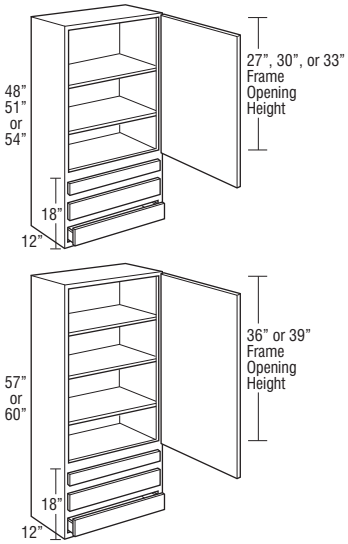

Price Point	1	2	3	4	5	6	7	8
W3D1548 L or R	607	717	754	800	841	871	923	1017
W3D1848 L or R	657	779	817	866	908	936	996	1099
W3D2448 L or R	790	933	980	1042	1094	1132	1200	1328
W3D1551 L or R	729	864	908	963	1007	1042	1108	1223
W3D1851 L or R	788	931	978	1037	1089	1126	1195	1319
W3D2451 L or R	948	1124	1180	1250	1311	1358	1442	1590
W3D1554 L or R	729	864	908	963	1007	1042	1108	1223
W3D1854 L or R	788	931	978	1037	1089	1126	1195	1319
W3D2454 L or R	948	1124	1180	1250	1311	1358	1442	1590
W3D1557 L or R	764	908	953	1009	1059	1096	1164	1281
W3D1857 L or R	826	978	1026	1091	1142	1183	1256	1388
W3D2457 L or R	999	1180	1239	1313	1376	1424	1514	1670
W3D1560 L or R	844	1001	1052	1112	1167	1207	1281	1416
W3D1860 L or R	913	1078	1133	1200	1261	1303	1386	1530
W3D2460 L or R	1099	1302	1367	1450	1519	1572	1670	1843

- Includes one shallow depth drawer and two standard drawers with undermount SofTouch guides.
- Top drawer will be slab drawer front for all 5-piece drawer applications. Waldron PureStyle™ slab drawer front will be painted hardwood.
- Drawer front to face frame reveal is justified to the top to be consistent with overlay. Bottom reveal is 7/8″ for full/modified full overlay and 1″ for traditional overlay.

Modifications

ADDTK	AUTH	CBO	CCO	CFNTO	CFRMO	CND	EX	FB	FDRW	FPEB	FTK	FTK_V	FULL/MFO	ID	MI	NSCH	P	RD	RECTKL/R
	•	•	•	•	•	•	•	•		•			•	•	•	•			

Construction Upgrades

APU	PEU
•	•

Decorative Door Options

CG	MD
•	•

Wall Three Drawer Double Door, 48″, 51″, 54″, 57″, or 60″ High

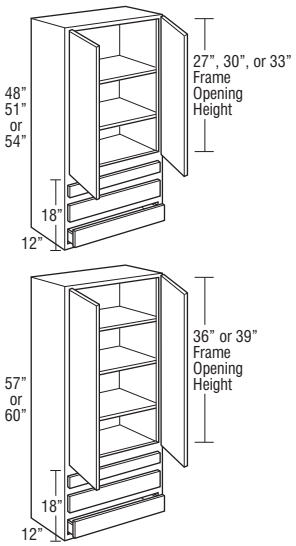

W3D2448B	831	983	1032	1097	1148	1190	1201	1397
W3D2451B	999	1183	1242	1314	1381	1429	1441	1673
W3D2454B	999	1183	1242	1314	1381	1429	1441	1673
W3D2457B	1049	1240	1303	1382	1450	1498	1513	1760
W3D2460B	1156	1370	1439	1524	1600	1623	1648	1939

- Includes one shallow depth drawer and two standard drawers with undermount SofTouch guides.
- Top drawer will be slab drawer front for all 5-piece drawer applications. Waldron PureStyle™ slab drawer front will be painted hardwood.
- Drawer front to face frame reveal is justified to the top to be consistent with overlay. Bottom reveal is 7/8″ for full/modified full overlay and 1″ for traditional overlay.

Modifications

ADDTK	AUTH	CBO	CCO	CFNTO	CFRMO	CND	EX	FB	FDRW	FPEB	FTK	FTK_V	FULL/MFO	ID	MI	NSCH	P	RD	RECTKL/R
	•	•	•	•	•	•	•	•		•			•	•	•	•			

Construction Upgrades

APU	PEU
•	•

Decorative Door Options

CG	MD
•	•

Stacked Wall Cabinets Single Door, 48″ High

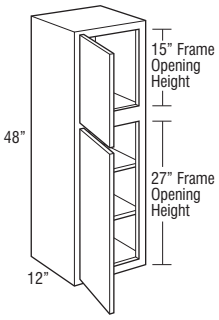

Price Point	1	2	3	4	5	6	7	8
STW1248 L or R	521	624	658	696	755	769	821	883
STW1548 L or R	564	664	695	740	813	823	882	938
STW1848 L or R	596	705	740	782	870	886	937	1005
STW2148 L or R	629	740	776	823	914	928	993	1053
STW2448 L or R	698	835	877	929	1007	1023	1078	1147

Modifications

ADDTK	AUTH	CBO	CCO	CFNTO	CFRMO	CND	EX	FB	FDRW	FPEB	FTK	FTK_V	FULL/MFO	ID	MI	NSCH	P	RD	RECTKL/R
	•	•	•	•	•		•	•		•			•	•	•	•	•	•	

Construction Upgrades

APU	PEU
•	•

Decorative Door Options

CGCG	CGSD	MDMD	MDSD	SDCG	SDMD	SDSD
•	•	•[1]	•[1]	•	•[1]	STD

[1]MDMD, MDSD, and SDMD not available on STW1248.

Stacked Wall Cabinets Double Door, 48″ High

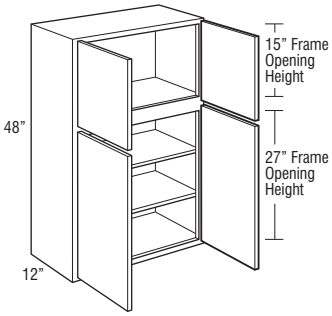

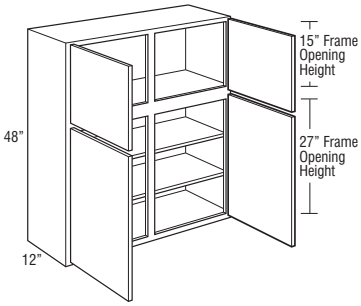

STW2448B	730	880	924	980	1062	1078	1135	1211
STW2748B	761	917	962	1017	1114	1132	1201	1286
STW3048B	829	995	1041	1105	1228	1251	1348	1426
STW3348B	885	1070	1121	1186	1331	1350	1461	1542
STW3648B	895	1060	1115	1183	1331	1348	1448	1534
STW3948	915	1082	1136	1206	1354	1375	1488	1572
STW4248	939	1115	1171	1237	1412	1434	1547	1644

Modifications

ADDTK	AUTH	CBO	CCO	CFNTO	CFRMO	CND	EX	FB	FDRW	FPEB	FTK	FTK_V	FULL/MFO	ID	MI	NSCH	P	RD	RECTKL/R
	•	•	•	•	•		•	•		•			•	•	•	•	•[1]	•	

Construction Upgrades

APU	PEU
•	•

Decorative Door Options

CGCG	CGSD	MDMD	MDSD	SDCG	SDMD	SDSD
•	•	•	•	•	•	STD

[1]P not available on STW3948 and STW4248.

Stacked Wall Cabinets Single Door, 51″ High

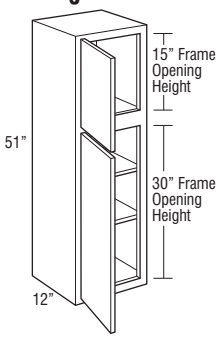

Price Point	1	2	3	4	5	6	7	8
STW1251 L or R	579	683	718	760	837	852	905	974
STW1551 L or R	627	728	764	808	902	913	979	1040
STW1851 L or R	655	768	805	855	961	976	1036	1105
STW2151 L or R	691	811	851	900	1000	1016	1095	1156
STW2451 L or R	762	896	940	998	1099	1117	1178	1251

Modifications

ADDTK	AUTH	CBO	CCO	CFNTO	CFRMO	CND	EX	FB	FDRW	FPEB	FTK	FTK_V	FULL/MFO	ID	MI	NSCH	P	RD	RECTKL/R
	•	•	•	•	•		•	•		•			•	•	•	•	•	•	

Construction Upgrades

APU	PEU
•	•

Decorative Door Options

CGCG	CGSD	MDMD	MDSD	SDCG	SDMD	SDSD
•	•	•[1]	•[1]	•	•[1]	STD

[1]MDMD, MDSD, and SDMD not available on STW1251.

Stacked Wall Cabinets Double Door, 51″ High

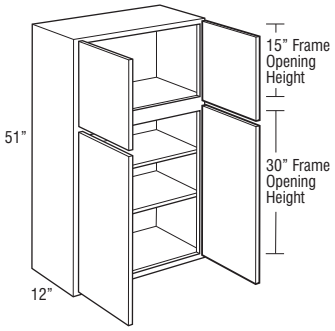

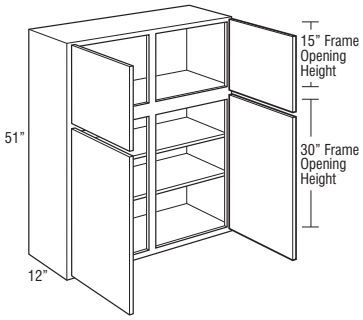

STW2451B	800	945	993	1051	1159	1174	1224	1318
STW2751B	900	1064	1116	1180	1327	1345	1433	1536
STW3051B	913	1074	1127	1193	1350	1371	1477	1573
STW3351B	957	1118	1173	1247	1426	1449	1558	1651
STW3651B	1001	1170	1230	1302	1491	1510	1630	1725
STW3951	1013	1177	1236	1308	1504	1528	1649	1748
STW4251	1113	1298	1367	1438	1675	1700	1835	1943

Modifications

ADDTK	AUTH	CBO	CCO	CFNTO	CFRMO	CND	EX	FB	FDRW	FPEB	FTK	FTK_V	FULL/MFO	ID	MI	NSCH	P	RD	RECTKL/R
	•	•	•	•	•		•	•		•			•	•	•	•	•[1]	•	

Construction Upgrades

APU	PEU
•	•

Decorative Door Options

CGCG	CGSD	MDMD	MDSD	SDCG	SDMD	SDSD
•	•	•	•	•	•	STD

[1]P not available on STW3951 and STW4251.

Stacked Wall Cabinets Single Door, 54″ High

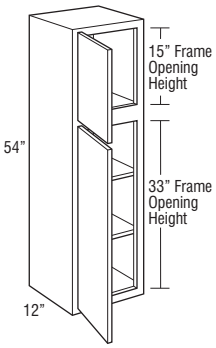

Price Point	1	2	3	4	5	6	7	8
STW1254 L or R	579	683	718	760	837	852	905	974
STW1554 L or R	627	728	764	808	902	913	979	1040
STW1854 L or R	655	768	805	855	961	976	1036	1105
STW2154 L or R	691	811	851	900	1000	1016	1095	1156
STW2454 L or R	762	896	940	998	1099	1117	1178	1251

Modifications

ADDTK	AUTH	CBO	CCO	CFNTO	CFRMO	CND	EX	FB	FDRW	FPEB	FTK	FTK_V	FULL/MFO	ID	MI	NSCH	P	RD	RECTKL/R
	•	•	•	•	•		•	•		•			•	•	•	•	•	•	

Construction Upgrades

APU	PEU
•	•

Decorative Door Options

CGCG	CGSD	MDMD	MDSD	SDCG	SDMD	SDSD
•	•	•[1]	•[1]	•	•[1]	STD

[1]MDMD, MDSD, and SDMD not available on STW1254.

Stacked Wall Cabinets Double Door, 54″ High

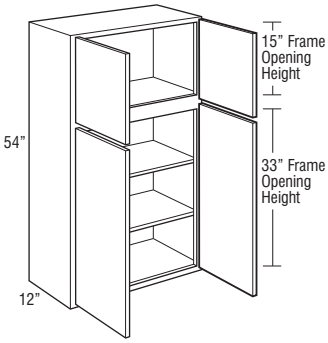

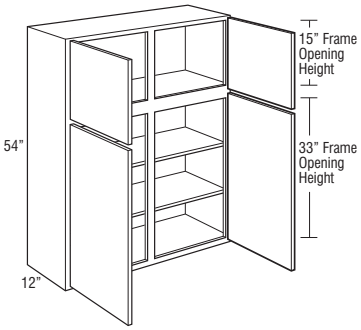

STW2454B	800	945	993	1051	1159	1174	1224	1318
STW2754B	900	1064	1116	1180	1327	1345	1433	1536
STW3054B	913	1074	1127	1193	1350	1371	1477	1573
STW3354B	957	1118	1173	1247	1426	1449	1558	1651
STW3654B	1001	1170	1230	1302	1491	1510	1630	1725
STW3954	1013	1177	1236	1308	1504	1528	1649	1748
STW4254	1113	1298	1367	1438	1675	1700	1835	1943

Modifications

ADDTK	AUTH	CBO	CCO	CFNTO	CFRMO	CND	EX	FB	FDRW	FPEB	FTK	FTK_V	FULL/MFO	ID	MI	NSCH	P	RD	RECTKL/R
	•	•	•	•	•		•	•		•			•	•	•	•	•[1]	•	

Construction Upgrades

APU	PEU
•	•

Decorative Door Options

CGCG	CGSD	MDMD	MDSD	SDCG	SDMD	SDSD
•	•	•	•	•	•	STD

[1]P not available on STW3954 and STW4254.

Stacked Wall Cabinets Single Door, 57″ High

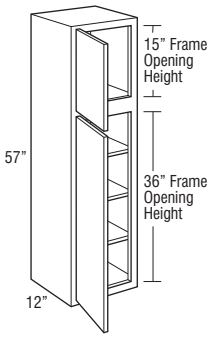

Price Point	1	2	3	4	5	6	7	8
STW1257 L or R	605	713	748	794	875	890	946	1019
STW1557 L or R	656	761	798	845	943	956	1023	1087
STW1857 L or R	685	802	842	894	1006	1023	1083	1158
STW2157 L or R	724	847	889	941	1045	1062	1148	1211
STW2457 L or R	800	938	985	1046	1150	1171	1235	1311

Modifications

ADDTK	AUTH	CBO	CCO	CFNTO	CFRMO	CND	EX	FB	FDRW	FPEB	FTK	FTK_V	FULL/MFO	ID	MI	NSCH	P	RD	RECTKL/R
	•	•	•	•	•		•	•		•			•	•	•	•	•	•	

Construction Upgrades

APU	PEU
•	•

Decorative Door Options

CGCG	CGSD	MDMD	MDSD	SDCG	SDMD	SDSD
•	•	•[1]	•[1]	•	•[1]	STD

[1]MDMD, MDSD, and SDMD not available on STW1257.

Stacked Wall Cabinets Double Door, 57″ High

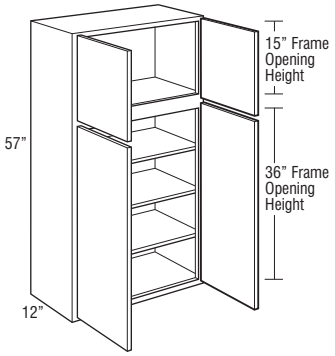

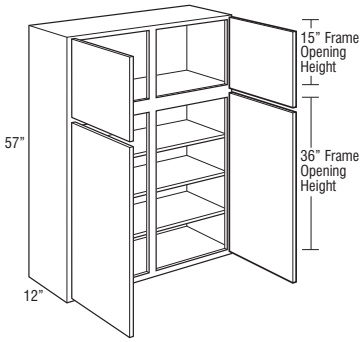

STW2457B	838	990	1039	1101	1215	1231	1282	1380
STW2757B	945	1117	1171	1235	1390	1409	1502	1611
STW3057B	955	1128	1185	1250	1418	1439	1551	1648
STW3357B	1003	1174	1232	1307	1498	1522	1635	1732
STW3657B	1051	1227	1290	1365	1564	1587	1713	1811
STW3957	1063	1236	1298	1372	1579	1605	1732	1833
STW4257	1172	1368	1437	1514	1763	1787	1929	2042

Modifications

ADDTK	AUTH	CBO	CCO	CFNTO	CFRMO	CND	EX	FB	FDRW	FPEB	FTK	FTK_V	FULL/MFO	ID	MI	NSCH	P	RD	RECTKL/R
	•	•	•	•	•		•	•		•			•	•	•	•	•[1]	•	

Construction Upgrades

APU	PEU
•	•

Decorative Door Options

CGCG	CGSD	MDMD	MDSD	SDCG	SDMD	SDSD
•	•	•	•	•	•	STD

[1]P not available on STW3957 and STW4257.

Stacked Wall Cabinets Single Door, 60″ High

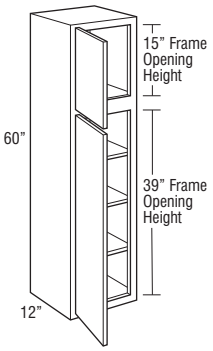

Price Point	1	2	3	4	5	6	7	8
STW1260 L or R	637	733	771	820	920	935	990	1059
STW1560 L or R	682	791	830	878	987	1002	1071	1139
STW1860 L or R	716	836	877	930	1045	1061	1133	1205
STW2160 L or R	755	881	925	979	1091	1106	1194	1262
STW2460 L or R	830	959	1007	1065	1191	1209	1281	1354

Modifications

ADDTK	AUTH	CBO	CCO	CFNTO	CFRMO	CND	EX	FB	FDRW	FPEB	FTK	FTK_V	FULL/MFO	ID	MI	NSCH	P	RD	RECTKL/R
	•	•	•	•	•		•	•		•			•	•	•	•	•	•	

Construction Upgrades

APU	PEU
•	•

Decorative Door Options

CGCG	CGSD	MDMD	MDSD	SDCG	SDMD	SDSD
•	•	•[1]	•[1]	•	•[1]	STD

[1]MDMD, MDSD, and SDMD not available on STW1260.

Stacked Wall Cabinets Double Door, 60″ High

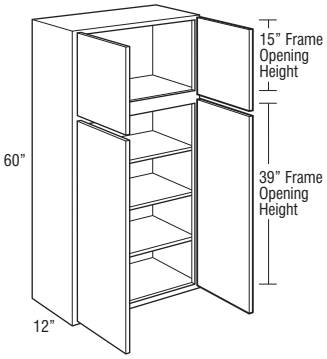

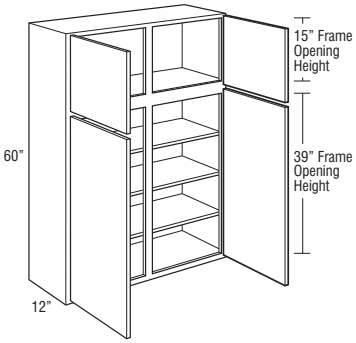

STW2460B	869	1010	1061	1124	1253	1271	1320	1429
STW2760B	993	1153	1209	1277	1456	1478	1574	1684
STW3060B	1012	1178	1235	1297	1501	1523	1642	1742
STW3360B	1055	1226	1284	1364	1573	1596	1722	1829
STW3660B	1103	1275	1339	1421	1650	1675	1806	1910
STW3960	1123	1296	1359	1436	1662	1687	1828	1935
STW4260	1241	1435	1507	1587	1855	1884	2040	2159

Modifications

ADDTK	AUTH	CBO	CCO	CFNTO	CFRMO	CND	EX	FB	FDRW	FPEB	FTK	FTK_V	FULL/MFO	ID	MI	NSCH	P	RD	RECTKL/R
	•	•	•	•	•		•	•		•			•	•	•	•	•[1]	•	

Construction Upgrades

APU	PEU
•	•

Decorative Door Options

CGCG	CGSD	MDMD	MDSD	SDCG	SDMD	SDSD
•	•	•	•	•	•	STD

[1]P not available on STW3960 and STW4260.

Wall Corner Cabinets

- Wall corner cabinets may be installed flush to the wall (left) or pulled 3″ away from wall (right) to accommodate odd dimensions in a kitchen design. In either case, the adjoining run of 12″ wall cabinets plus a 3″ filler will butt against the solid-wood panel.
- When a cabinet is "pulled" it will use proportionally more wall space, for example, a 30″ wide WC pulled 2″ will use 32″ of space.
- The BL or BR in the cabinet's nomenclature indicates the location of cabinet void.
- Blind side of wall corner cabinets cannot be installed next to a range hood or microwave shelf unit due to door interference.

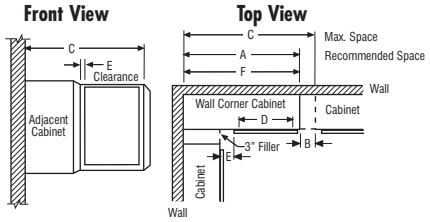

NOTE: All outside stiles are 1 1/2″ wide

Model	A Recommended Space	B Max. Pull*	C Max. Space	D Face Frame Opening	E* Full/Modified Full Overlay At Min.	E* Full/Modified Full Overlay At Max.	E Traditional Overlay At Min.	E Traditional Overlay At Max.	F Actual Cabinet
WC24..	24″	5″	29″	7 1/2″	1 3/4″	6 3/4″	2 1/2″	7 1/2″	24″
WC27..	27″	4 1/2″	31 1/2″	9″	3 1/4″	7 3/4″	4″	8 1/2″	27″
WC30..	30″	5″	35″	13 1/2″	1 3/4″	6 3/4″	2 1/2″	7 1/2″	30″
WC33..	33″	4 1/2″	37 1/2″	15″	3 1/4″	7 3/4″	4″	8 1/2″	33″
WC36..	36″	5″	41″	19 1/2″	1 3/4″	6 3/4″	2 1/2″	7 1/2″	36″
WC42..	42″	4 1/2″	46 1/2″	24″	3 1/4″	7 3/4″	4″	8 1/2″	42″
WC48..	48″	4 1/2″	52 1/2″	30″	3 1/4″	7 3/4″	4″	8 1/2″	48″

*Minimum/maximum space between inside edge of door and face of filler/adjoining cabinet.
If cabinet is pulled to maximum stated dimension, filler will need to be cleated for proper attachment.

Wall Corner Single Door, 30″ High

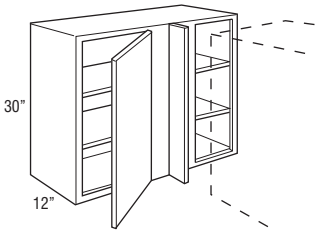

Price Point	1	2	3	4	5	6	7	8
WC2430 BL or BR	358	421	443	467	519	526	570	607
WC2730 BL or BR	371	436	459	489	537	546	595	631
WC3030 BL or BR	387	461	484	511	571	579	620	662
WC3330 BL or BR	421	500	526	559	613	622	672	709
WC3630 BL or BR	432	519	544	577	647	658	707	754

- BL or BR indicates void. BR (right) void shown.
- Includes one 3″ filler, shipped unattached.

Modifications

ADDTK	AUTH	CBO	CCO	CFNTO	CFRMO	CND	EX	FB	FDRW	FPEB	FTK	FTK_V	FULL/MFO	ID	MI	NSCH	P	RD	RECTKL/R
•	•	•	•	•	•		•	•		•	•		•	•	•	•		•	•

Construction Upgrades

APU	PEU
•	•

Decorative Door Options

CG	MD

Wall Corner Double Door, 30″ High

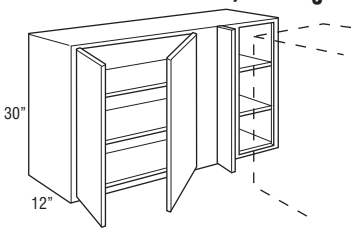

	1	2	3	4	5	6	7	8
WC4230 BL or BR	561	662	697	739	815	825	886	935
WC4830 BL or BR	591	703	737	783	898	911	983	1031

- BL or BR indicates void. BR (right) void shown.
- Includes one 3″ filler, shipped unattached.

Modifications

ADDTK	AUTH	CBO	CCO	CFNTO	CFRMO	CND	EX	FB	FDRW	FPEB	FTK	FTK_V	FULL/MFO	ID	MI	NSCH	P	RD	RECTKL/R
•	•	•	•	•	•		•	•		•	•		•	•	•	•		•	•

Construction Upgrades

APU	PEU
•	•

Decorative Door Options

CG	MD

Wall Corner Single Door, 33″ High

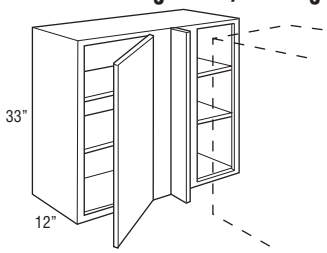

Price Point	1	2	3	4	5	6	7	8
WC2433 BL or BR	428	501	527	560	625	635	690	736
WC2733 BL or BR	452	529	556	589	658	668	734	778
WC3033 BL or BR	480	562	591	625	703	712	778	824
WC3333 BL or BR	509	599	629	666	748	760	833	882
WC3633 BL or BR	539	635	668	706	793	805	890	939

- BL or BR indicates void. BR (right) void shown.
- Includes one 3″ filler, shipped unattached.

Modifications

ADDTK	AUTH	CBO	CCO	CFNTO	CFRMO	CND	EX	FB	FDRW	FPEB	FTK	FTK_V	FULL/MFO	ID	MI	NSCH	P	RD	RECTKL/R
•	•	•	•	•	•		•	•		•	•		•	•	•	•		•	•

Construction Upgrades

APU	PEU
•	•

Decorative Door Options

CG	MD

Wall Corner Single Door, 36″ High

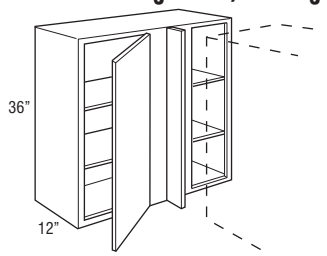

WC2436 BL or BR	428	501	527	560	625	635	690	736
WC2736 BL or BR	452	529	556	589	658	668	734	778
WC3036 BL or BR	480	562	591	625	703	712	778	824
WC3336 BL or BR	509	599	629	666	748	760	833	882
WC3636 BL or BR	539	635	668	706	793	805	890	939

- BL or BR indicates void. BR (right) void shown.
- Includes one 3″ filler, shipped unattached.

Modifications

ADDTK	AUTH	CBO	CCO	CFNTO	CFRMO	CND	EX	FB	FDRW	FPEB	FTK	FTK_V	FULL/MFO	ID	MI	NSCH	P	RD	RECTKL/R
•	•	•	•	•	•		•	•		•	•		•	•	•	•		•	•

Construction Upgrades

APU	PEU
•	•

Decorative Door Options

CG	MD

Wall Corner Single Door, 39″ High

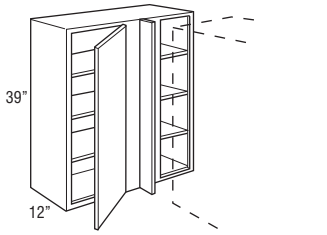

WC2439 BL or BR	461	542	570	605	675	683	746	795
WC2739 BL or BR	490	571	600	639	709	720	792	842
WC3039 BL or BR	519	607	637	675	758	768	842	891
WC3339 BL or BR	551	646	679	718	808	820	902	953
WC3639 BL or BR	583	685	720	761	857	873	963	1014

- BL or BR indicates void. BR (right) void shown.
- Includes one 3″ filler, shipped unattached.

Modifications

ADDTK	AUTH	CBO	CCO	CFNTO	CFRMO	CND	EX	FB	FDRW	FPEB	FTK	FTK_V	FULL/MFO	ID	MI	NSCH	P	RD	RECTKL/R
•	•	•	•	•	•		•	•		•	•		•	•	•	•		•	•

Construction Upgrades

APU	PEU
•	•

Decorative Door Options

CG	MD

Wall Corner Single Door, 42″ High



WC2442 BL or BR	499	582	611	649	731	740	813	864
WC2742 BL or BR	531	616	647	685	779	791	868	921
WC3042 BL or BR	572	660	694	735	833	847	925	975
WC3342 BL or BR	608	703	738	783	886	901	995	1051
WC3642 BL or BR	643	744	783	827	938	953	1063	1123

- BL or BR indicates void. BR (right) void shown.
- Includes one 3″ filler, shipped unattached.

Modifications

ADDTK	AUTH	CBO	CCO	CFNTO	CFRMO	CND	EX	FB	FDRW	FPEB	FTK	FTK_V	FULL/MFO	ID	MI	NSCH	P	RD	RECTKL/R
•	•	•	•	•	•		•	•		•	•		•	•	•	•		•	•

Construction Upgrades

APU	PEU
•	•

Decorative Door Options

CG	MD

Wall Diagonal, 12″, 15″, 18″, 24″, or 27″ High, 24″ x 24″

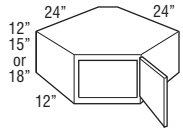

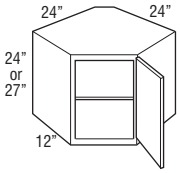

Price Point	1	2	3	4	5	6	7	8
WD2412 L or R	366	411	430	457	489	496	538	577
WD2415 L or R	386	432	453	481	515	522	567	607
WD2418 L or R	406	455	476	506	541	549	597	639
WD2424 L or R	451	503	528	561	600	609	662	708
WD2427 L or R	468	533	560	593	635	643	702	749

- Cabinets require 24″ x 24″ of corner wall space.
- To allow for proper door clearance of adjacent cabinets, all door styles regardless of overlay utilize 14 1/2″ wide doors with a traditional overlay hinge.
- Adjustable shelf cannot be removed or retrofitted.

Modifications

ADDTK	AUTH	CBO	CCO	CFNTO	CFRMO	CND	EX	FB	FDRW	FPEB	FTK	FTK_V	FULL/MFO	ID	MI	NSCH	P	RD	RECTKL/R
	•	•[1]	•[2]	•	•			•		•			•		•	•			

Construction Upgrades

APU	PEU
•	•

Decorative Door Options

CG	MD
•	•[3]

[1]CBO available only on WD2424 and WD2427.
[2]CCO available only on WD2412, WD2415, and WD2418.
[3]MD not available on WD2412.

Wall Diagonal, 30″, 33″, 36″, 39″, or 42″ High, 24″ x 24″

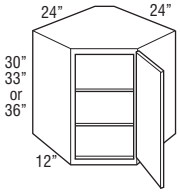

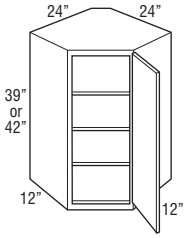

WD2430 L or R	484	562	591	625	669	677	742	790
WD2433 L or R	568	655	688	732	794	806	884	944
WD2436 L or R	568	655	688	732	794	806	884	944
WD2439 L or R	613	708	744	790	858	874	956	1021
WD2442 L or R	652	753	789	840	920	935	1028	1079

- Cabinets require 24″ x 24″ of corner wall space.
- To allow for proper door clearance of adjacent cabinets, all door styles regardless of overlay utilize 14 1/2″ wide doors with a traditional overlay hinge.

Modifications

ADDTK	AUTH	CBO	CCO	CFNTO	CFRMO	CND	EX	FB	FDRW	FPEB	FTK	FTK_V	FULL/MFO	ID	MI	NSCH	P	RD	RECTKL/R
	•	•	•	•	•			•		•			•		•	•			

Construction Upgrades

APU	PEU
•	•

Decorative Door Options

CG	MD
•	•

Wall Diagonal with Lazy Susan, 30″, 33″, 36″, 39″, or 42″ High, 24″ x 24″

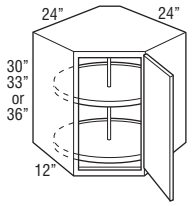

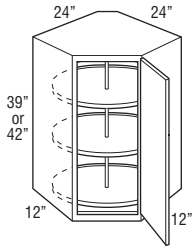

Price Point	1	2	3	4	5	6	7	8
WD2430S L or R	639	747	785	829	907	918	1004	1068
WD2433S L or R	753	864	909	965	1071	1087	1177	1258
WD2436S L or R	753	864	909	965	1071	1087	1177	1258
WD2439S L or R	813	934	981	1041	1157	1173	1272	1359
WD2442S L or R	868	977	1027	1088	1234	1251	1350	1447

- Cabinets require 24″ x 24″ of corner wall space.
- To allow for proper door clearance of adjacent cabinets, all door styles regardless of overlay utilize 14 1/2″ wide doors with a traditional overlay hinge.
- Plywood shelves are 18″ in overall diameter with a 17″ interior diameter and 1″ high lip.

Modifications

ADDTK	AUTH	CBO	CCO	CFNTO	CFRMO	CND	EX	FB	FDRW	FPEB	FTK	FTK_V	FULL/MFO	ID	MI	NSCH	P	RD	RECTKL/R
	•	•	•	•	•		•		•				•		•	•			

Construction Upgrades

APU	PEU
•	•

Decorative Door Options

CG	MD
•	•

Wall Diagonal, 30″, 33″, 36″, 39″, or 42″ High, 27″ x 27″

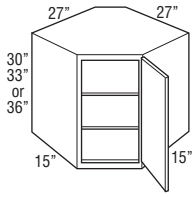

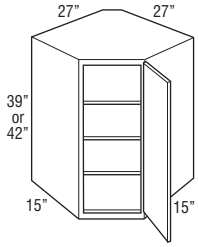

WD2730 L or R	603	703	737	783	839	851	930	994
WD2733 L or R	708	819	858	912	994	1008	1108	1174
WD2736 L or R	708	819	858	912	994	1008	1108	1174
WD2739 L or R	764	883	927	984	1072	1088	1196	1268
WD2742 L or R	817	939	986	1045	1150	1167	1286	1351

- Cabinets require 27″ x 27″ of corner wall space.
- To allow for proper door clearance of adjacent cabinets, all door styles regardless of overlay utilize 14 1/2″ wide doors with a traditional overlay hinge.

Modifications

ADDTK	AUTH	CBO	CCO	CFNTO	CFRMO	CND	EX	FB	FDRW	FPEB	FTK	FTK_V	FULL/MFO	ID	MI	NSCH	P	RD	RECTKL/R
	•	•	•	•	•		•		•				•		•	•			

Construction Upgrades

APU	PEU
•	•

Decorative Door Options

CG	MD
•	•

Stacked Diagonal Wall, 48″, 51″, 54″, 57″, or 60″ High, 24″ x 24″

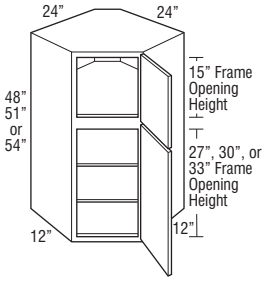

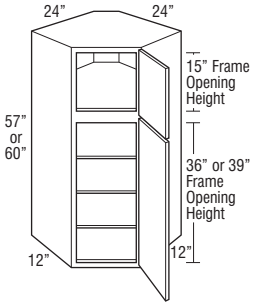

Price Point	1	2	3	4	5	6	7	8
STWD2448 L or R	890	1017	1067	1131	1210	1226	1339	1429
STWD2451 L or R	974	1110	1164	1238	1335	1355	1481	1583
STWD2454 L or R	974	1110	1164	1238	1335	1355	1481	1583
STWD2457 L or R	1019	1163	1220	1296	1399	1423	1553	1660
STWD2460 L or R	1058	1208	1265	1346	1461	1484	1625	1718

- Cabinets require 24″ x 24″ of corner wall space.
- To allow for proper door clearance of adjacent cabinets, all door styles regardless of overlay utilize 14 1/2″ wide doors with a traditional overlay hinge.

Modifications

ADDTK	AUTH	CBO	CCO	CFNTO	CFRMO	CND	EX	FB	FDRW	FPEB	FTK	FTK_V	FULL/MFO	ID	MI	NSCH	P	RD	RECTKL/R
	•	•	•	•	•			•		•			•		•	•			

Construction Upgrades

APU	PEU
•	•

Decorative Door Options

CGCG	CGSD	MDMD	MDSD	SDCG	SDMD	SDSD
•	•	•	•	•	•	STD

Stacked Diagonal Wall, 48″, 51″, 54″, 57″, or 60″ High, 27″ x 27″

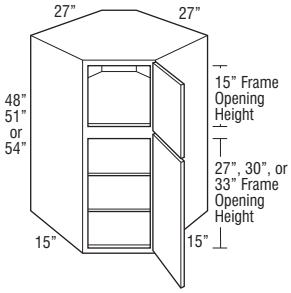

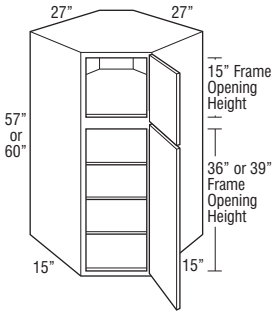

STWD2748 L or R	1218	1367	1422	1498	1589	1609	1736	1842
STWD2751 L or R	1323	1483	1543	1627	1744	1766	1914	2022
STWD2754 L or R	1323	1483	1543	1627	1744	1766	1914	2022
STWD2757 L or R	1379	1547	1612	1699	1822	1846	2002	2116
STWD2760 L or R	1432	1603	1671	1760	1900	1925	2092	2199

- Cabinets require 27″ x 27″ of corner wall space.
- To allow for proper door clearance of adjacent cabinets, all door styles regardless of overlay utilize 14 1/2″ wide doors with a traditional overlay hinge.

Modifications

ADDTK	AUTH	CBO	CCO	CFNTO	CFRMO	CND	EX	FB	FDRW	FPEB	FTK	FTK_V	FULL/MFO	ID	MI	NSCH	P	RD	RECTKL/R
	•	•	•	•	•			•		•			•		•	•			

Construction Upgrades

APU	PEU
•	•

Decorative Door Options

CGCG	CGSD	MDMD	MDSD	SDCG	SDMD	SDSD
•	•	•	•	•	•	STD

Wall Corner Easy Reach, 30″, 33″, 36″, 39″, or 42″ High, 24″ x 24″

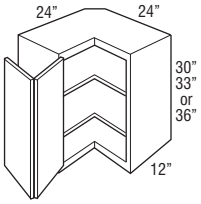

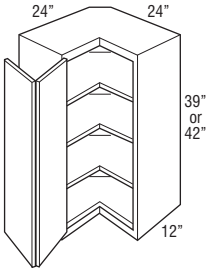

Price Point	1	2	3	4	5	6	7	8
WCER2430 L or R	562	653	687	731	780	792	868	931
WCER2433 L or R	659	764	801	852	930	943	1037	1098
WCER2436 L or R	659	764	801	852	930	943	1037	1098
WCER2439 L or R	710	825	868	920	1003	1021	1119	1184
WCER2442 L or R	759	877	920	973	1074	1090	1205	1268

- Cabinets require 24″ x 24″ of corner wall space.
- Hinged door opens to 170°.
- Decorative hardware screws must be countersunk to prevent scratching of adjacent cabinets and face frame of WCER.

Modifications

ADDTK	AUTH	CBO	CCO	CFNTO	CFRMO	CND	EX	FB	FDRW	FPEB	FTK	FTK_V	FULL/MFO	ID	MI	NSCH	P	RD	RECTKL/R
	•	•	•					•		•			•		•	STD			

Construction Upgrades

APU	PEU
•	•

Decorative Door Options

CG	MD

Asymmetrical Wall Corner Easy Reach Cabinet, 30″, 33″, 36″, 39″, or 42″ High

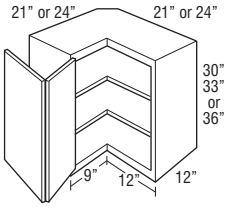

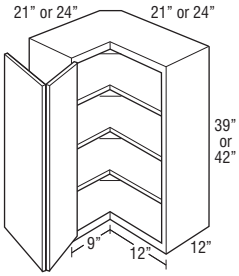

WCER212430 L or R	562	653	687	731	780	792	868	931
WCER242130 L or R	562	653	687	731	780	792	868	931
WCER212433 L or R	659	764	801	852	930	943	1037	1098
WCER242133 L or R	659	764	801	852	930	943	1037	1098
WCER212436 L or R	659	764	801	852	930	943	1037	1098
WCER242136 L or R	659	764	801	852	930	943	1037	1098
WCER212439 L or R	710	825	868	920	1003	1021	1119	1184
WCER242139 L or R	710	825	868	920	1003	1021	1119	1184
WCER212442 L or R	759	877	920	973	1074	1090	1205	1268
WCER242142 L or R	759	877	920	973	1074	1090	1205	1268

- Hinged door opens to 170°.
- Legs at the front frames are 9″ on 21″ leg and 12″ on 24″ leg.
- Nomenclature for asymmetrical cabinets reads as follows:
  First set of numbers = left side
  Second set of numbers = right side
  Third set of numbers = height
- Decorative hardware screws must be countersunk to prevent scratching of adjacent cabinets and face frame of WCER.
- WCER_ _2124L shown.

Modifications

ADDTK	AUTH	CBO	CCO	CFNTO	CFRMO	CND	EX	FB	FDRW	FPEB	FTK	FTK_V	FULL/MFO	ID	MI	NSCH	P	RD	RECTKL/R
	•	•	•					•		•			•		•	STD			

Construction Upgrades

APU	PEU
•	•

Decorative Door Options

CG	MD

Wall End Cabinet Single Door, 30″, 33″, 36″, 39″, or 42″ High, 12″ x 12″

Top View

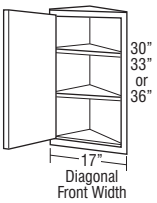

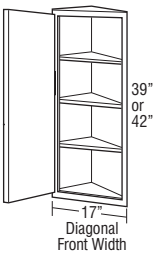

Price Point	1	2	3	4	5	6	7	8
WEC30 L or R	295	345	361	383	431	436	474	506
WEC33 L or R	311	365	383	406	454	461	495	533
WEC36 L or R	311	365	383	406	454	461	495	533
WEC39 L or R	317	375	393	419	464	472	506	547
WEC42 L or R	323	385	403	428	473	480	517	560

- Width at wall: 12″ x 12″.
- Cabinet features two unfinished back panels. Must be installed with one back panel adjacent to a cabinet of equal height with the other back panel attached to the wall.
- When ordered with MD, shelves will not align with mullions.

Modifications

ADDTK	AUTH	CBO	CCO	CFNTO	CFRMO	CND	EX	FB	FDRW	FPEB	FTK	FTK_V	FULL/MFO	ID	MI	NSCH	P	RD	RECTKL/R
		•	•	•	•								•		•	•			

Construction Upgrades

APU	PEU
•[1]	

Decorative Door Options

CG	MD
•	•

[1]APU constructed with 3/8″ plywood ends.

Wall Message Center Cabinet, 30″, 33″, 36″, 39″, or 42″ High, 3″ Deep, 12″ Wide

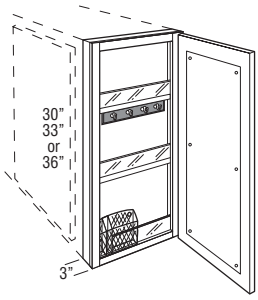

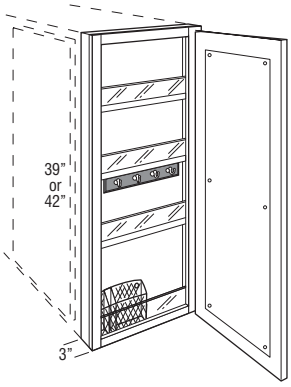

WMC1230 L or R	800	854	896	904	916	930	953	983
WMC1233 L or R	867	921	969	983	1005	1020	1043	1088
WMC1236 L or R	867	921	969	983	1005	1020	1043	1088
WMC1239 L or R	912	969	1016	1038	1059	1075	1098	1148
WMC1242 L or R	963	1011	1061	1090	1121	1138	1163	1219

- Includes magnetic whiteboard on back of door, key hooks, pencil holder, and fixed plexi-glass fronted shelves.
- Door will open 90° without decorative hardware.
- Cabinet should be hinged on wall side.
- Not available next to a Peninsula Cabinet.
- For proper installation, adjacent cabinet must have FPEB or 1/4″ skin applied.
- Overlay fillers can be used on side of cabinet to add a decorative touch.

Modifications

ADDTK	AUTH	CBO	CCO	CFNTO	CFRMO	CND	EX	FB	FDRW	FPEB	FTK	FTK_V	FULL/MFO	ID	MI	NSCH	P	RD	RECTKL/R
										STD			•		•	•			

Construction Upgrades

APU	PEU
•	

Decorative Door Options

CG	MD

Wall Microwave Cabinet, 18″ High

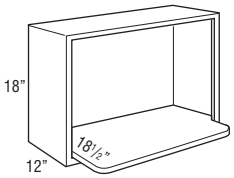

	Opening		Cabinet	
	Width	Height	Width	Height
MW2718	24″	14 1/4″	27″	18″
MW3018	27″	14 1/4″	30″	18″

Price Point	1	2	3	4	5	6	7	8
MW2718	701	701	701	701	701	701	701	701
MW3018	752	752	752	752	752	752	752	752

- Includes one 3/4″ shelf with six mounting screws. Shelf is hardwood veneer plywood. Microwave shelf extends beyond the front of the cabinet by 6 1/2″, for a total shelf depth of 18 1/2″.
- Microwave cabinet must be attached to wall stud and adjacent cabinets on both sides for support.
- Cabinet interior finished to match cabinet face frame.
- When ID is ordered, shelf will not be included.

Modifications

ADDTK	AUTH	CBO	CCO	CFNTO	CFRMO	CND	EX	FB	FDRW	FPEB	FTK	FTK_V	FULL/MFO	ID	MI	NSCH	P	RD	RECTKL/R
		STD			•		•			•				•	STD				

Construction Upgrades

APU	PEU

Decorative Door Options

CG	MD

Wall Microwave Double Door Cabinet, 36″, 39″, or 42″ High

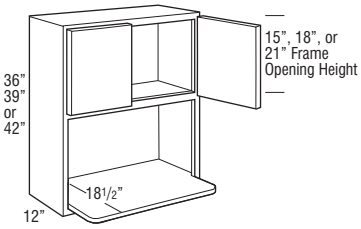

	Opening		Cabinet	
	Width	Height	Width	Height
WMW2436B	21″	15 3/4″	24″	36″
WMW2736B	24″	15 3/4″	27″	36″
WMW3036B	27″	15 3/4″	30″	36″
WMW2439B	21″	15 3/4″	24″	39″
WMW2739B	24″	15 3/4″	27″	39″
WMW3039B	27″	15 3/4″	30″	39″
WMW2442B	21″	15 3/4″	24″	42″
WMW2742B	24″	15 3/4″	27″	42″
WMW3042B	27″	15 3/4″	30″	42″

WMW2436B	774	853	895	901	922	938	998	1060
WMW2736B	815	898	942	948	971	987	1050	1116
WMW3036B	881	972	1023	1033	1054	1068	1143	1213
WMW2439B	835	921	967	986	998	1013	1074	1148
WMW2739B	879	969	1018	1038	1051	1066	1131	1208
WMW3039B	954	1052	1103	1131	1136	1156	1235	1310
WMW2442B	903	999	1048	1074	1084	1100	1166	1243
WMW2742B	951	1052	1103	1131	1141	1158	1227	1308
WMW3042B	1041	1149	1208	1230	1243	1261	1347	1434

- Includes one 3/4″ shelf with six mounting screws. Shelf is hardwood veneer plywood. Microwave shelf extends beyond the front of the cabinet by 6 1/2″, for a total shelf depth of 18 1/2″.
- 42″ high cabinets include one adjustable shelf in the upper section.
- Microwave cabinet must be attached to wall stud and adjacent cabinets on both sides for support.
- Cabinet interior finished to match cabinet face frame.
- When ID is ordered, shelf will not be included.

Modifications

ADDTK	AUTH	CBO	CCO	CFNTO	CFRMO	CND	EX	FB	FDRW	FPEB	FTK	FTK_V	FULL/MFO	ID	MI	NSCH	P	RD	RECTKL/R
		•	•	•	•		•			•			•	•	STD	•			

Construction Upgrades

APU	PEU

Decorative Door Options

CG	MD
•	

Wall Built-in Microwave Double Door Cabinet, 36″, 39″, or 42″ High

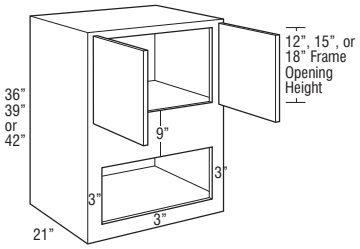

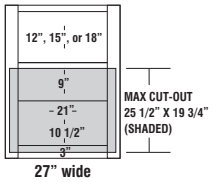

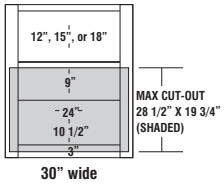

Price Point	1	2	3	4	5	6	7	8
WBMW273621	764	902	946	1004	1138	1155	1227	1313
WBMW303621	805	949	995	1058	1212	1230	1336	1416
WBMW273921	824	973	1023	1083	1227	1244	1325	1418
WBMW303921	870	1027	1078	1139	1310	1329	1442	1526
WBMW274221	891	1026	1077	1138	1320	1340	1424	1521
WBMW304221	954	1098	1151	1212	1431	1452	1576	1662

- Uses face mount hinges, doors and drawer fronts have a consistent width reveal for full/modified full overlay (1/4″) and traditional overlay (1″).
- Microwave cabinet must be attached to wall stud and adjacent cabinets on both sides for support.

Model	Factory Opening	Maximum Cut-out
WBMW27..	21W x 10 1/2H	25 1/2W x 19 3/4H
WBMW30..	24W x 10 1/2H	28 1/2W x 19 3/4H

Modifications

ADDTK	AUTH	CBO	CCO	CFNTO	CFRMO	CND	EX	FB	FDRW	FPEB	FTK	FTK_V	FULL/MFO	ID	MI	NSCH	P	RD	RECTKL/R
			•		•		•	•		•			•	•	•	•		•[1]	

Construction Upgrades

APU	PEU
•	•

Decorative Door Options

CG	MD

[1]RD to 15″ available.

Wall Spice Pull-out, 30″, 33″, 36″, 39″, or 42″ High

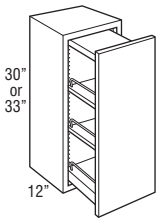

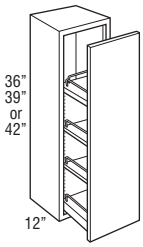

WSP930	728	748	764	779	788	803	819	863
WSP1230	741	765	780	795	804	820	836	882
WSP933	779	803	819	835	845	859	878	926
WSP1233	797	822	840	855	863	881	899	947
WSP936	779	803	819	835	845	859	878	926
WSP1236	797	822	840	855	863	881	899	947
WSP939	800	824	843	857	866	883	902	951
WSP1239	824	850	866	883	891	910	927	980
WSP942	832	857	876	892	902	918	937	990
WSP1242	856	882	901	917	927	946	966	1021

- 30″ and 33″ high units include a natural finish, full extension wood pull-out with two adjustable shelves, one fixed shelf, and chrome finish rail sides.
- Wood plugs for top of 30″ to 33″ high pull-out included for field installation.
- 36″ to 42″ high units include a natural finish, full extension wood pull-out with two adjustable shelves, two fixed shelves, and chrome finish rail sides.
- Wire for top rail on 36″ to 42″ high pull-out included separately for field installation.
- Shelf dimensions for 9″ wide cabinets are 4 1/4″ wide x 9 1/2″ deep. Shelf dimensions for 12″ wide cabinets are 7 1/4″ x 9 1/2″.

Modifications

ADDTK	AUTH	CBO	CCO	CFNTO	CFRMO	CND	EX	FB	FDRW	FPEB	FTK	FTK_V	FULL/MFO	ID	MI	NSCH	P	RD	RECTKL/R
•	•		•		•		•	•		•	•		•						

Construction Upgrades

APU	PEU
•	•

Decorative Door Options

CG	MD

Wall Outside End Shelf, Square Top, Square Bottom

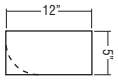

Top View

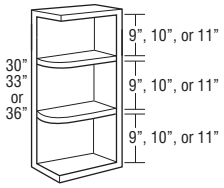

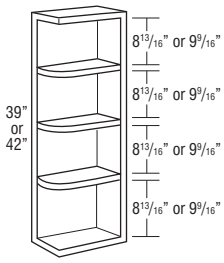

Price Point	1	2	3	4	5	6	7	8
WOC630STSB	344	344	344	344	344	344	344	344
WOC633STSB	449	449	449	449	449	449	449	449
WOC636STSB	449	449	449	449	449	449	449	449
WOC639STSB	484	484	484	484	484	484	484	484
WOC642STSB	556	556	556	556	556	556	556	556

- Units are reversible.
- Hardwood veneer on 3/4″ furniture board core.
- Matching interior.
- Side is 1/4″ plywood designed to fit behind front frame.
- When ordering Rustic Hickory, Hickory will be substituted.
- Shelves are fixed.

MODIFICATIONS
No modifications available for these products.

Construction Upgrades

APU	PEU
•	

Wall Appliance Garage Doors

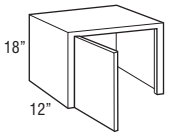

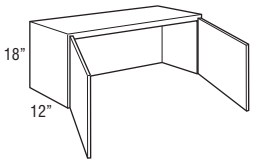

WAGD18 L or R	446	446	446	446	446	446	446	446
WAGD24 L or R	499	499	499	499	499	499	499	499
WAGD24B	499	499	499	499	499	499	499	499
WAGD27B	528	528	528	528	528	528	528	528
WAGD30B	580	580	580	580	580	580	580	580
WAGD33B	640	640	640	640	640	640	640	640
WAGD36B	704	704	704	704	704	704	704	704

- Cabinet does not have a bottom (floor).
- Bottom edge is not trimmable.
- Standard cabinet interior, order MI for matching interior.
- Cabinet is designed to fit beneath standard wall cabinets.

Modifications

ADDTK	AUTH	CBO	CCO	CFNTO	CFRMO	CND	EX	FB	FDRW	FPEB	FTK	FTK_V	FULL/MFO	ID	MI	NSCH	P	RD	RECTKL/R
	•		•	•	•			•		•			•	•	•	•			

Construction Upgrades

APU	PEU
•	•

Decorative Door Options

CG	MD

Wall Diagonal Appliance Garage Doors

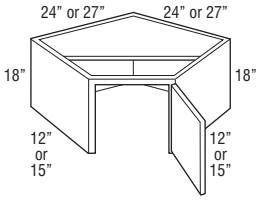

WDAGD1812 L or R	446	446	446	446	446	446	446	446
WDAGD1815 L or R	536	536	536	536	536	536	536	536

- WDAGD1812 requires 24″ x 24″ wall space.
- WDAGD1815 requires 27″ x 27″ wall space.
- Cabinet is designed to fit beneath diagonal wall cabinets.
- Cabinet has partial top and no floor.
- To allow for proper door clearance of adjacent cabinets, all door styles regardless of overlay utilize 14 1/2″ wide doors with a traditional overlay hinge.

Modifications

ADDTK	AUTH	CBO	CCO	CFNTO	CFRMO	CND	EX	FB	FDRW	FPEB	FTK	FTK_V	FULL/MFO	ID	MI	NSCH	P	RD	RECTKL/R
	•		•	•	•			•		•			•		•	•			

Construction Upgrades

APU	PEU
•	•

Decorative Door Options

CG	MD

Wall Pull-out Filler, Plain

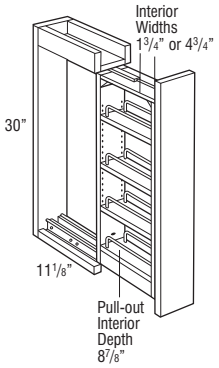

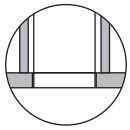

Top View

Price Point	1	2	3	4	5	6	7	8
WPOF3PL	353	353	353	353	353	353	353	353
WPOF6PL	450	450	450	450	450	450	450	450

- Recommend installation between two cabinets. Can be installed on the end of a run with the use of a 3/4″ thick end panel.
- All styles feature a natural finish wood pull-out with adjustable shelves and chrome rail sides.
- Actual space required is 3 1/8″ and 6 1/8″ wide.
- Full extension guide standard.
- Includes filler.
- Not compatible with face mount moulding.

MODIFICATIONS
No modifications available for these products.

Wall Pull-out Filler, Overlay

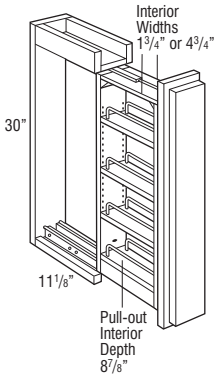

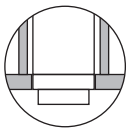

Top View

WPOF3OV	385	385	385	385	385	385	385	385
WPOF6OV	501	501	501	501	501	501	501	501

- Recommend installation between two cabinets. Can be installed on the end of a run with the use of a 3/4″ thick end panel.
- Overlay application includes profiled overlay and filler.
- Waldron PureStyle™ overlays will be painted hardwood.
- All styles feature a natural finish wood pull-out with adjustable shelves and chrome rail sides.
- Actual space required is 3 1/8″ and 6 1/8″ wide.
- Full extension guide standard.
- Not compatible with face mount moulding.

Modifications

ADDTK	AUTH	CBO	CCO	CFNTO	CFRMO	CND	EX	FB	FDRW	FPEB	FTK	FTK_V	FULL/MFO	ID	MI	NSCH	P	RD	RECTKL/R
													•						

Construction Upgrades

APU	PEU

Decorative Door Options

CG	MD

Wine Storage Cabinets

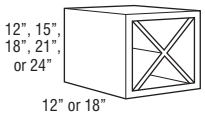

SKU	# of Bottles
WSC121212	4
WSC151512	10
WSC181812	18
WSC181818	18
WSC212112	24
WSC242412	32

WSC121212	515	515	515	515	515	515	515	515
WSC151512	536	536	536	536	536	536	536	536
WSC181812	579	579	579	579	579	579	579	579
WSC181818	629	629	629	629	629	629	629	629
WSC212112	591	591	591	591	591	591	591	591
WSC242412	627	627	627	627	627	627	627	627

- Must be installed between two cabinets, between cabinet and wall, or mounted to a horizontal surface.
- "X" configuration cannot be removed.
- Reduced depth not recommended for safe wine bottle storage.

Modifications

ADDTK	AUTH	CBO	CCO	CFNTO	CFRMO	CND	EX	FB	FDRW	FPEB	FTK	FTK_V	FULL/MFO	ID	MI	NSCH	P	RD	RECTKL/R
										•					STD			•[1]	

Construction Upgrades

APU	PEU

Decorative Door Options

CG	MD

[1]Depth can be reduced to a minimum of 13″ on the 18″ deep model.

Wall Wine Rack

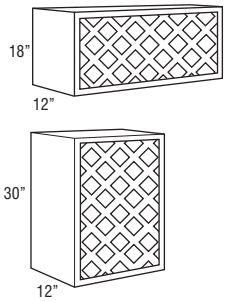

SKU	# of Bottles
3018WR, 1830WR	11
3618WR	13

Price Point	1	2	3	4	5	6	7	8
3018WR	762	762	762	762	762	762	762	762
3618WR	833	833	833	833	833	833	833	833
1830WR	762	762	762	762	762	762	762	762

- Hardwood veneer plywood with solid-wood lattice work.
- Wine bottle opening 4″ x 4″.

Modifications

ADDTK	AUTH	CBO	CCO	CFNTO	CFRMO	CND	EX	FB	FDRW	FPEB	FTK	FTK_V	FULL/MFO	ID	MI	NSCH	P	RD	RECTKL/R
•					•		•			•	•	•			STD				•

Construction Upgrades

APU	PEU

Decorative Door Options

CG	MD

Wall Wine Cubby

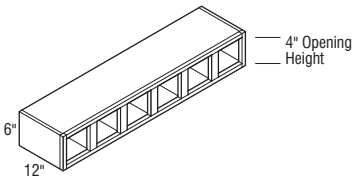

WCH30 (5 openings)	725	725	725	725	725	725	725	725
WCH36 (6 openings)	814	814	814	814	814	814	814	814
WCH42 (7 openings)	905	905	905	905	905	905	905	905

- Matching interior.
- Increased Depth only available in 3″ increments.

Modifications

ADDTK	AUTH	CBO	CCO	CFNTO	CFRMO	CND	EX	FB	FDRW	FPEB	FTK	FTK_V	FULL/MFO	ID	MI	NSCH	P	RD	RECTKL/R
					•		•			•				•	STD				

Construction Upgrades

APU	PEU
•	

Decorative Door Options

CG	MD

Floating Shelves

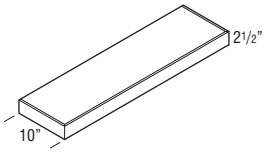

Maximum Weight Capacity per Shelf	
FS24	25 lbs.
FS30	31 lbs.
FS36	37 lbs.
FS42	43 lbs.
FS48	50 lbs.
FS54	56 lbs.
FS60	62 lbs.

FS24	435	435	435	435	435	435	435	435
FS30	538	538	538	538	538	538	538	538
FS36	606	606	606	606	606	606	606	606
FS42	622	622	622	622	622	622	622	622
FS48	684	684	684	684	684	684	684	684
FS54	752	752	752	752	752	752	752	752
FS60	827	827	827	827	827	827	827	827

- 3/4″ thick solid-wood front, back and ends. 3/8″ thick veneered Medium Density Fiberboard (MDF) top and bottom. When a Paint finish is specified, veneer may not be applied. Front and ends are mitered together.
- Includes wood mounting plate with metal brackets. Once installed, mounting system is fully concealed.
- Not trimmable.

MODIFICATIONS
No modifications available for these products.

Species Availability

Hickory	Maple	Oak	Painted	Rustic Hickory	Laminate
•	•	•	•	Hickory	Painted

Wall Organizer

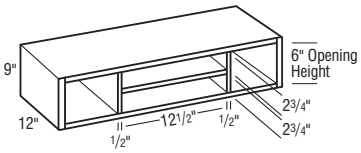

WORG30	725	725	725	725	725	725	725	725
WORG33	770	770	770	770	770	770	770	770
WORG36	814	814	814	814	814	814	814	814

- Matching interior.

Modifications

ADDTK	AUTH	CBO	CCO	CFNTO	CFRMO	CND	EX	FB	FDRW	FPEB	FTK	FTK_V	FULL/MFO	ID	MI	NSCH	P	RD	RECTKL/R
					•			•		•				•	STD				

Construction Upgrades

APU	PEU
•	

Decorative Door Options

CG	MD

Artisan Straight Wood Hood

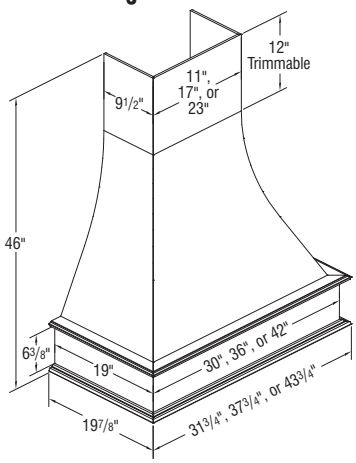

Price Point	1	2	3	4	5	6	7	8
WHAS30	3019	3019	3019	3019	3019	3019	3019	3019
WHAS36	3044	3044	3044	3044	3044	3044	3044	3044
WHAS42	3239	3239	3239	3239	3239	3239	3239	3239

- Freestanding unit (must be properly secured to wall and cannot be attached to adjacent cabinets).
- Exhaust system not included. Compatible with all Homecrest blowers.
- Chimney height is trimmable up to 34″.
- Check local building code and appliance installation specifications for clearance requirements and installation heights above the range.
- Silver metallic liner included. Assembly required.
- Liner opening size: 10 1/4″ deep by 19 1/2″ wide.
- Installation instructions and hardware included.
- Painted Hardwood will be used for PureStyle™.
- When ordering Rustic Hickory, Hickory will be substituted.
- No changes or cancellations will be accepted after 24 hours from acknowledgment of order.

MODIFICATIONS
No modifications available for these products.

Waterfall Wood Hood

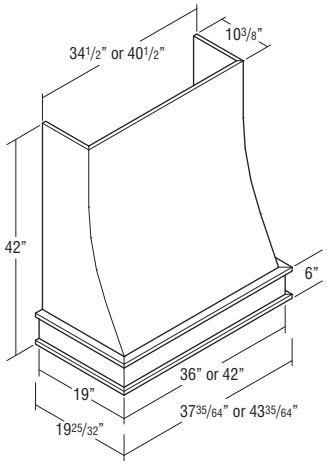

WHWF36	3350	3350	3350	3350	3350	3350	3350	3350
WHWF42	3620	3620	3620	3620	3620	3620	3620	3620

- Freestanding unit (must be properly secured to wall and cannot be attached to adjacent cabinets).
- Exhaust system not included. Compatible with all Homecrest blowers.
- Chimney height is trimmable up to 34″.
- Check local building code and appliance installation specifications for clearance requirements and installation heights above the range.
- Silver metallic liner included. Assembly required.
- Liner opening size: 10 1/4″ deep by 19 1/2″ wide.
- Installation instructions and hardware included.
- Painted Hardwood will be used for PureStyle™.
- When ordering Rustic Hickory, Hickory will be substituted.
- No changes or cancellations will be accepted after 24 hours from acknowledgment of order.

MODIFICATIONS
No modifications available for these products.

Craftsman Straight Wood Hood

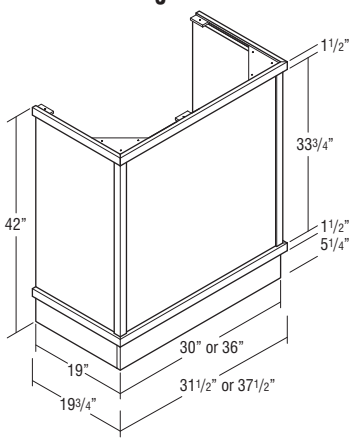

WHCFS30	2650	2650	2650	2650	2650	2650	2650	2650
WHCFS36	2865	2865	2865	2865	2865	2865	2865	2865

- Freestanding unit (must be properly secured to wall and cannot be attached to adjacent cabinets).
- Exhaust system not included. Compatible with all Homecrest blowers.
- Check local building code and appliance installation specifications for clearance requirements and installation heights above the range.
- Silver metallic liner included. Assembly required.
- Liner opening size: 10 1/4″ deep by 19 1/2″ wide.
- Installation instructions and hardware included.
- Glaze finishes not available.
- Painted Hardwood will be used for PureStyle™.
- When ordering Rustic Hickory, Hickory will be substituted.
- No changes or cancellations will be accepted after 24 hours from acknowledgment of order.

MODIFICATIONS
No modifications available for these products.

Signature Mantel Wood Hood

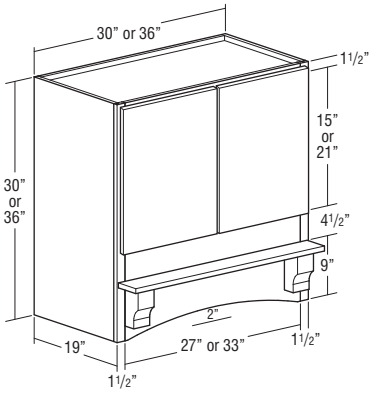

Price Point	1	2	3	4	5	6	7	8
WHSGM3030	2928	2928	2928	2928	2928	2928	2928	2928
WHSGM3036	3231	3231	3231	3231	3231	3231	3231	3231
WHSGM3630	3253	3253	3253	3253	3253	3253	3253	3253
WHSGM3636	3618	3618	3618	3618	3618	3618	3618	3618

- Exhaust system not included. Compatible with all Homecrest blowers.
- Operable doors matching the style ordered will be installed on hood.
- Check local building code and appliance installation specifications for clearance requirements and installation heights above the range.
- Silver metallic liner included. Assembly required.
- Liner opening size: 10 1/4″ deep x 19 1/2″ wide.
- Installation instructions and hardware included.
- Glaze finishes not available.
- Painted Hardwood will be used for PureStyle™.
- When ordering Rustic Hickory, only doors will feature rustic characteristics.
- No changes or cancellations will be accepted after 24 hours from acknowledgment of order.

Modifications

ADDTK	AUTH	CBO	CCO	CFNTO	CFRMO	CND	EX	FB	FDRW	FPEB	FTK	FTK_V	FULL/MFO	ID	MI	NSCH	P	RD	RECTKL/R
													•			•			

Construction Upgrades

APU	PEU

Decorative Door Options

CG	MD

Designer Square Wood Hood

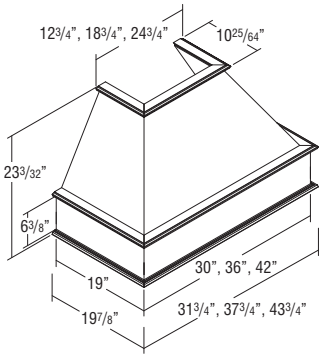

DRH30S	3019	3019	3019	3019	3019	3019	3019	3019
DRH36S	3044	3044	3044	3044	3044	3044	3044	3044
DRH42S	3239	3239	3239	3239	3239	3239	3239	3239

- Freestanding unit (must be properly secured to wall and cannot be attached to adjacent cabinets).
- Chimney available (RHC..). See below.
- Check your local building code for installation heights above the range.
- Powder coated silver metallic metal liner included.
- Liner opening size: 10 1/4″ deep by 19 1/2″ wide.
- Installation instructions and hardware included.
- When ordering Rustic Hickory, Hickory will be substituted.
- Exhaust system not included. Compatible with all Homecrest blowers.
- No changes or cancellations will be accepted after 24 hours from acknowledgment of order.

MODIFICATIONS
No modifications available for these products.

Designer Wood Hood Chimney

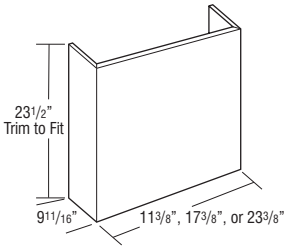

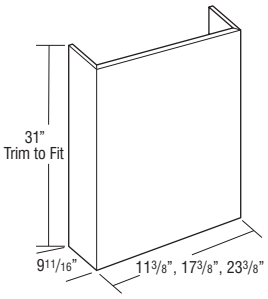

RHC30	491	491	491	491	491	491	491	491
RHC36	511	511	511	511	511	511	511	511
RHC42	579	579	579	579	579	579	579	579
RHCT30	619	619	619	619	619	619	619	619
RHCT36	644	644	644	644	644	644	644	644
RHCT42	730	730	730	730	730	730	730	730

- 3/4″ thick plywood.
- Trimmable.
- Optional accessory for Designer Square Wood Hood and Square Flat Panel Wood Hood.
- RHC30 and RHCT30 are not compatible with CONVERSION.
- When ordering Rustic Hickory, Hickory will be substituted.
- No changes or cancellations will be accepted after 24 hours from acknowledgment of order.

MODIFICATIONS
No modifications available for these products.

Tapered Wood Hood

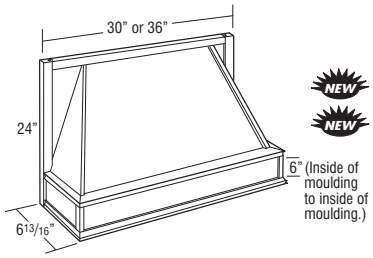

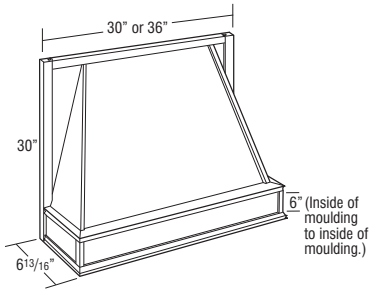

Price Point	1	2	3	4	5	6	7	8
TWH30	1640	1640	1640	1640	1640	1640	1640	1640
TWH36FW	1724	1724	1724	1724	1724	1724	1724	1724
NEW TWH3030	1837	1837	1837	1837	1837	1837	1837	1837
NEW TWH3630FW	1931	1931	1931	1931	1931	1931	1931	1931

- Install between adjacent cabinets.
- Check your local building code for installation heights above the range.
- Tapered design.
- Liner opening size: 10 1/4″ deep x 19 1/2″ wide.
- Silver metallic liner included, not available for order separately.
- When ordering Rustic Hickory, Hickory will be substituted.
- Exhaust system not included. Compatible with all Homecrest blowers.
- No changes or cancellations will be accepted after 24 hours from acknowledgment of order.

MODIFICATIONS
No modifications available for these products.

Square Flat Panel Wood Hood

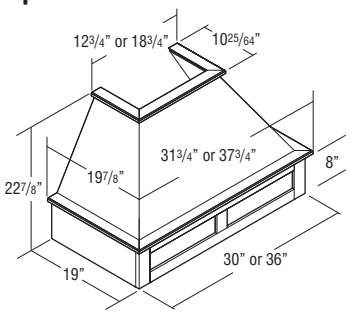

WHSFP30	3623	3623	3623	3623	3623	3623	3623	3623
WHSFP36	3654	3654	3654	3654	3654	3654	3654	3654

- Freestanding unit (must be properly secured to wall and cannot be attached to adjacent cabinets).
- Exhaust system not included. Compatible with all Homecrest blowers.
- Chimney available (RHCT).
- Check local building code and appliance installation specifications for clearance requirements and installation heights above the range.
- Silver metallic liner included. Assembly required.
- Installation instructions and hardware included.
- Liner opening size: 10 1/4″ deep by 19 1/2″ wide.
- When ordering Rustic Hickory, Hickory will be substituted.
- No changes or cancellations will be accepted after 24 hours from acknowledgment of order.

MODIFICATIONS
No modifications available for these products.

Shiplap Tapered Wood Hood

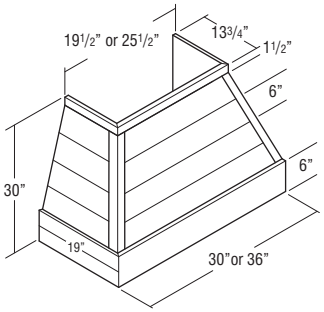

Price Point	1	2	3	4	5	6	7	8
JWHSHIPT30	N/A	3560	3560	N/A	N/A	3560	3560	3560
JWHSHIPT36	N/A	3975	3975	N/A	N/A	3975	3975	3975

- Freestanding unit (must be properly secured to wall and cannot be attached to adjacent cabinets).
- Constructed of 3/4″ thick grooved plywood creating a shiplap appearance.
- Exhaust system not included. Compatible with all Homecrest blowers.
- Compatible with Shiplap Chimney (JWHSHIPCH_ _), which can be trimmed. See below.
- Check local building code and appliance installation specifications for clearance requirements and installation heights above the range.
- Silver metallic liner included. Assembly required.
- Installation instructions and hardware included.
- Liner opening size: 10 1/4″ deep by 19 1/2″ wide.
- Only available in Maple and Painted Hardwood. Painted Hardwood will be used for PureStyle™.
- No changes or cancellations will be accepted after 24 hours from acknowledgment of order.

MODIFICATIONS
No modifications available for these products.

Shiplap Wood Hood Chimney

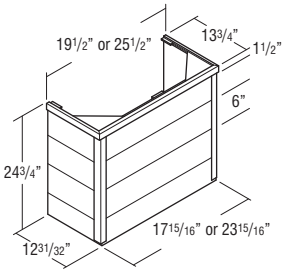

JWHSHIPCH30	N/A	1046	1046	N/A	N/A	1046	1046	1046
JWHSHIPCH36	N/A	1046	1046	N/A	N/A	1046	1046	1046

- Constructed of 3/4″ thick grooved plywood creating a shiplap appearance.
- Trimmable. If trimmed, moulding is recommended to conceal any cut marks.
- Optional accessory for Wood Hood Shiplap Tapered (JWHSHIPT_ _) for an installed height of 54″.
- Only available in Maple and Painted Hardwood. Painted Hardwood will be used for PureStyle™.
- No changes or cancellations will be accepted after 24 hours from acknowledgment of order.

MODIFICATIONS
No modifications available for these products.

Simple Tapered Wood Hood

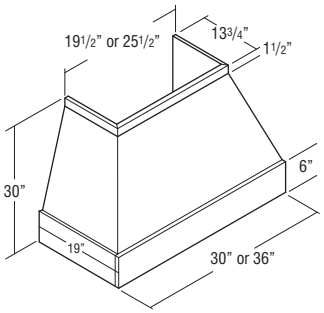

WHSMT30	3560	3560	3560	3560	3560	3560	3560	3560
WHSMT36	3975	3975	3975	3975	3975	3975	3975	3975

- Freestanding unit (must be properly secured to wall and cannot be attached to adjacent cabinets).
- Exhaust system not included. Compatible with all Homecrest blowers.
- Compatible with Simple Wood Hood Chimney (WHSMC_ _), which can be trimmed. See below.
- Check local building code and appliance installation specifications for clearance requirements and installation heights above the range.
- Silver metallic liner included. Assembly required.
- Installation instructions and hardware included.
- Liner opening size: 10 1/4″ deep by 19 1/2″ wide.
- Not available in Hickory or Rustic Hickory.
- Glaze finishes not available.
- No changes or cancellations will be accepted after 24 hours from acknowledgment of order.

MODIFICATIONS
No modifications available for these products.

Simple Wood Hood Chimney

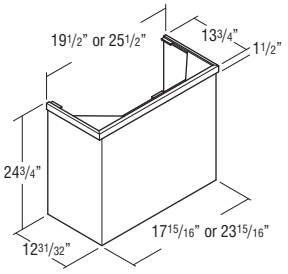

WHSMC30	1046	1046	1046	1046	1046	1046	1046	1046
WHSMC36	1046	1046	1046	1046	1046	1046	1046	1046

- Trimmable. If trimmed, moulding is recommended to conceal any cut marks.
- Optional accessory for Simple Tapered Wood Hoods (WHSMT_ _) for an installed height of 54″.
- Not available in Hickory or Rustic Hickory.
- Glaze finishes not available.
- No changes or cancellations will be accepted after 24 hours from acknowledgment of order.

MODIFICATIONS
No modifications available for these products.

Canopy Square Wood Hood, 24″ High

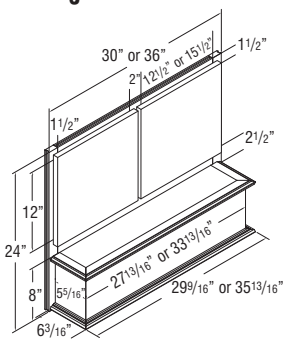

Price Point	1	2	3	4	5	6	7	8
WHCS30	2575	2575	2575	2575	2575	2575	2575	2575
WHCS36	2775	2775	2775	2775	2775	2775	2775	2775

- Operable doors.
- Install between adjacent cabinets.
- Powder coated silver metallic metal liner included.
- Liner opening size: 10 1/4″ deep by 19 1/2″ wide.
- Check your local building code for installation heights above the range.
- Exhaust system not included. Compatible with all Homecrest blowers.
- No changes or cancellations will be accepted after 24 hours from acknowledgment of order.

Modifications

ADDTK	AUTH	CBO	CCO	CFNTO	CFRMO	CND	EX	FB	FDRW	FPEB	FTK	FTK_V	FULL/MFO	ID	MI	NSCH	P	RD	RECTKL/R
													•			•			

Construction Upgrades

APU	PEU

Decorative Door Options

CG	MD

Straight Batten Wood Hood, 24″ or 30″ High

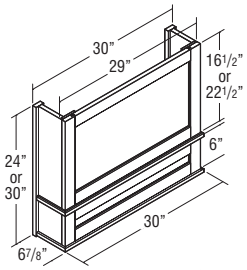

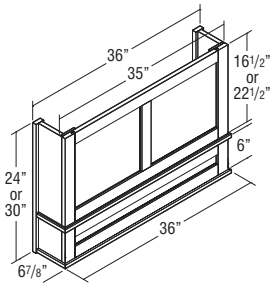

WHSBATTEN3024	2625	2625	2625	2625	2625	2625	2625	2625
WHSBATTEN3030	2928	2928	2928	2928	2928	2928	2928	2928
WHSBATTEN3624	2888	2888	2888	2888	2888	2888	2888	2888
WHSBATTEN3630	3253	3253	3253	3253	3253	3253	3253	3253

- Install between adjacent cabinets.
- Exhaust system not included. Compatible with all Homecrest blowers.
- Check local building code and appliance installation specifications for clearance requirements and installation heights above the range.
- Silver metallic liner included. Assembly required.
- Installation instructions and hardware included.
- Liner opening size: 10 1/4″ deep by 19 1/2″ wide.
- End rails, side stiles, and center stiles are 2 1/4″ wide.
- Grain runs vertical on center panels in upper section and horizontal on center panel in lower section.
- When ordering Rustic Hickory, Hickory will be substituted.
- No changes or cancellations will be accepted after 24 hours from acknowledgment of order.

MODIFICATIONS
No modifications available for these products.

Straight Batten Wood Hood, 36″ High

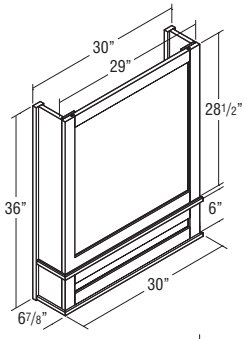

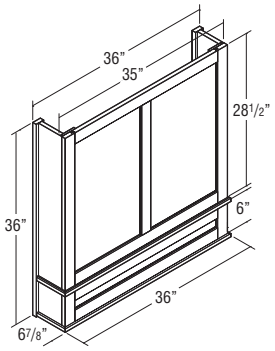

WHSBATTEN3036	3231	3231	3231	3231	3231	3231	3231	3231
WHSBATTEN3636	3618	3618	3618	3618	3618	3618	3618	3618

- Install between adjacent cabinets.
- Exhaust system not included. Compatible with all Homecrest blowers.
- Check local building code and appliance installation specifications for clearance requirements and installation heights above the range.
- Silver metallic liner included. Assembly required.
- Installation instructions and hardware included.
- Liner opening size: 10 1/4″ deep by 19 1/2″ wide.
- End rails, side stiles, and center stiles are 2 1/4″ wide.
- Grain runs vertical on center panels in upper section and horizontal on center panel in lower section.
- When ordering Rustic Hickory, Hickory will be substituted.
- No changes or cancellations will be accepted after 24 hours from acknowledgment of order.

MODIFICATIONS
No modifications available for these products.

Wood Hood Blower, 600 CFM

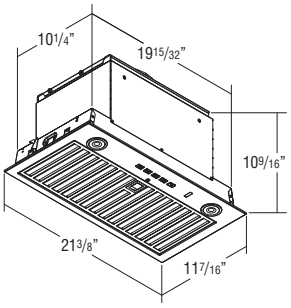

Price Point	1	2	3	4	5	6	7	8
BLOWER600	3056	3056	3056	3056	3056	3056	3056	3056

- 600 CFM.
- Two 3 watt (300+ Lumens, 3 settings) LED lights included.
- Installation instructions, warranty, and repair information included.
- Stainless Steel finish.
- Four speed push button control.
- Includes removable dishwasher safe grease filter.
- WIFI Enabled, Auto-Sensing, and Heat Sentry technology included.
- 1 year warranty.
- Compatible with all Wood Hoods.

MODIFICATIONS
No modifications available for these products.

Wood Hood Blower, 400 CFM

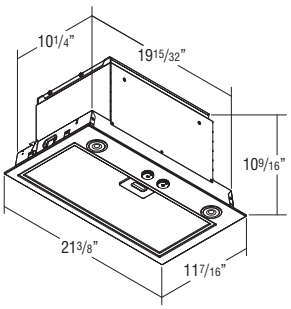

BLOWER400	1568	1568	1568	1568	1568	1568	1568	1568

- 400 CFM.
- Two 2.8 watt (250+ Lumens) LED lights included.
- Installation instructions, warranty, and repair information included.
- Stainless Steel finish.
- Three speed rotary switch control.
- Includes removable dishwasher safe grease filter.
- Heat Sentry technology included.
- 1 year warranty.
- Compatible with all Wood Hoods.

MODIFICATIONS
No modifications available for these products.

Wood Hood Interior Ductwork Conversion Kit

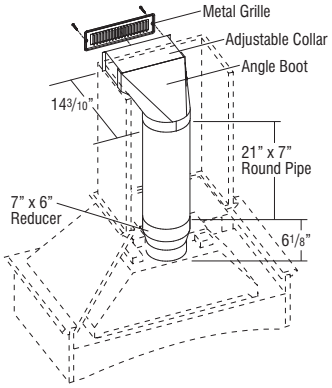

CONVERSION	291	291	291	291	291	291	291	291
FILTERCHAR	150	150	150	150	150	150	150	150

- CONVERSION: Optional kit to allow recirculation of the hood exhaust back into the kitchen.
- CONVERSION includes: (1) 21″ x 7″ round pipe, (1) adjustable collar, (1) white metal soffit grille (11 3/8″ x 3 5/8″), (1) angle boot, (1) 7″ x 6″ reducer, filter and installation instructions.
- CONVERSION is not compatible with RHC30 or RHCT30.
- FILTERCHAR for use in all Homecrest blowers.
- FILTERCHAR is a replacement charcoal filter used to provide proper filtration for air recirculation when a conversion kit is used. The filter attaches to the inside of the removable mesh metal filter in the blower.

MODIFICATIONS
No modifications available for these products.

BASE CABINET NOMENCLATURE

All Base Cabinets are 34 1/2″ high and 24″ deep unless otherwise noted.

B24

Cabinet Type — Cabinet Width

- Heat Shields available for field installation. See page 176.

TOEKICKS

Base Cabinets are shipped with an unfinished toekick. Finished toekicks in matching wood veneer or laminate must be ordered separately and field installed.

MODIFICATIONS

Mod.	Description	Mod.	Description
AUTHB	Authentic Ends Both	FPEB	Furniture Finished Plywood End Panels
AUTHL	Authentic End Left	FTK	Flush Toekick
AUTHR	Authentic End Right	FTKAV	Flush Toekick Arch
CBO	Cabinet Box Only	FTKFV	Flush Toekick Furniture
CCO	Cabinet Case Only	MI	Matching Interior
CFNTO	Cabinet Front Only	NSCH	Non SofTouch Hinge
CFRMO	Cabinet Frame Only	P	Peninsula
CFP	Cabinet False Panel	RD	Reduced Depth
CND	Cabinet with No Door, with Drawer	RECTKALL	Island Toekick
EXL	Extended Stile Left	RECTKBK	Recessed Toekick Back
EXR	Extended Stile Right	RECTKL	Recessed Toekick Left
FB	Finished Ends	RECTKR	Recessed Toekick Right
FD	Full Depth Shelf	RT	Roll Tray
FDRW	Furniture Board Drawer	VTK	Void Toekick

CONSTRUCTION UPGRADES

Mod.	Description
APU	All-plywood Unfinished
PEU	Plywood Ends Unfinished

MODIFICATIONS GRID KEY

•	Available
STD	Standard on these cabinets

Base Single Door

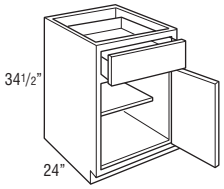

Price Point	1	2	3	4	5	6	7	8
B9 L or R	362	442	478	489	530	542	572	618
B12 L or R	380	464	504	515	558	571	602	650
B15 L or R	401	488	527	541	577	600	633	683
B18 L or R	432	522	559	579	615	644	682	738
B21 L or R	470	562	595	625	651	691	734	793
B24 L or R	519	620	662	694	731	777	813	878

- Adjustable 15″ deep shelf.

Modifications

AUTH	CBO	CCO	CFNTO	CFP	CFRMO	CND	EX	FB	FD	FDRW	FPEB	FTK	FTK_V	MI	NSCH	P	RD	RECTKALL	RECTKBK	RECTKL/R	RT	VTK
•	•	•	•	•	•	•	•	•	•	•	•	•	•[1]	•	•	•[2]	•		•	•	•[2]	•

Construction Upgrades

APU	PEU
•	•

[1]FTKAV/FTKFV not available on B9 and B12.
[2]P and RT not available on B9.

Base Double Door

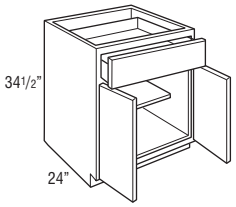

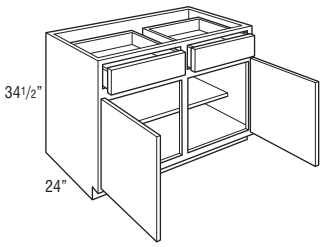

B24B	544	653	698	731	767	818	853	923
B27B	645	771	853	858	941	991	994	1074
B30B	670	796	839	887	1001	1041	1094	1183
B33B	718	843	885	937	1062	1104	1162	1256
B36B	741	880	924	978	1094	1148	1209	1307
B39	750	895	939	999	1112	1199	1262	1364
B42	767	917	964	1019	1143	1221	1288	1394
B45	793	946	995	1053	1184	1269	1337	1447
B48	821	972	1023	1083	1226	1313	1377	1489

- Adjustable 15″ deep shelf.

Modifications

AUTH	CBO	CCO	CFNTO	CFP	CFRMO	CND	EX	FB	FD	FDRW	FPEB	FTK	FTK_V	MI	NSCH	P	RD	RECTKALL	RECTKBK	RECTKL/R	RT	VTK
•	•	•	•	•	•	•	•	•	•	•	•	•	•	•	•	•	•	•[1]	•	•	•	•

Construction Upgrades

APU	PEU
•	•

[1]RECTKALL available for B27B-B48.

Full Height Base Single Door

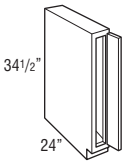

Price Point	1	2	3	4	5	6	7	8
B6FH L or R	344	420	454	464	504	516	543	588

- Frame opening is 3″ wide.
- Cabinet has a full top panel.
- Utilizes a 5 1/2″ wide filler as a hinged door for all overlay styles.
- Waldron PureStyle™ overlays will be painted hardwood.

Modifications

AUTH	CBO	CCO	CFNTO	CFP	CFRMO	CND	EX	FB	FD	FDRW	FPEB	FTK	FTK_V	MI	NSCH	P	RD	RECTKALL	RECTKBK	RECTKL/R	RT	VTK
		•	•		•		•	•			•	•		•	•		•					•

Construction Upgrades

APU	PEU
•	•

Full Height Base Single Door

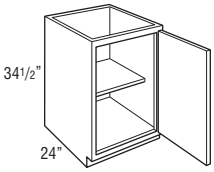

B9FH L or R	362	442	478	489	530	542	572	618
B12FH L or R	380	464	504	515	558	571	602	650
B15FH L or R	401	488	527	541	577	600	633	683
B18FH L or R	432	522	559	579	615	644	682	738
B21FH L or R	470	562	595	625	651	691	734	793
B24FH L or R	519	620	662	694	731	777	813	878

- Adjustable 15″ deep shelf.

Modifications

AUTH	CBO	CCO	CFNTO	CFP	CFRMO	CND	EX	FB	FD	FDRW	FPEB	FTK	FTK_V	MI	NSCH	P	RD	RECTKALL	RECTKBK	RECTKL/R	RT	VTK
•	•	•	•		•		•	•	•		•	•	•[1]	•	•	•[2]	•		•	•	•[2]	•

Construction Upgrades

APU	PEU
•	•

[1]FTKAV/FTKFV not available on B9FH and B12FH.
[2]P and RT not available on B9FH.

Full Height Base Double Door

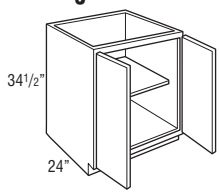

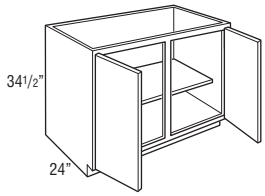

B24BFH	544	653	698	731	767	818	853	923
B27BFH	615	738	795	819	877	930	969	1049
B30BFH	670	796	839	887	1001	1041	1094	1183
B33BFH	718	843	885	937	1062	1104	1162	1256
B36BFH	741	880	924	978	1094	1148	1209	1307
B39FH	750	895	939	999	1112	1199	1262	1364
B42FH	767	917	964	1019	1143	1221	1288	1394
B45FH	793	946	995	1053	1184	1269	1337	1447
B48FH	793	946	995	1053	1184	1269	1337	1447

- Adjustable 15″ deep shelf.

Modifications

AUTH	CBO	CCO	CFNTO	CFP	CFRMO	CND	EX	FB	FD	FDRW	FPEB	FTK	FTK_V	MI	NSCH	P	RD	RECTKALL	RECTKBK	RECTKL/R	RT	VTK
•	•	•	•		•		•	•	•		•	•	•	•	•	•	•	•[1]	•	•	•	•

Construction Upgrades

APU	PEU
•	•

[1]RECTKALL available for B27BFH-B48FH.

Base Single Door with Roll Trays

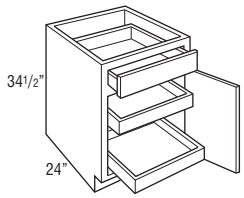

Price Point	1	2	3	4	5	6	7	8
B12RT L or R	596	680	720	731	774	787	818	866
B15RT L or R	617	704	743	757	793	816	849	899
B18RT L or R	648	738	775	795	831	860	898	954
B21RT L or R	686	778	811	841	867	907	950	1009
B24RT L or R	735	836	878	910	947	993	1029	1094

- 2 wood roll trays standard.
- Cabinet may accommodate up to 4 roll trays, additional may be purchased separately for field installation. See page 177.

Modifications

AUTH	CBO	CCO	CFNTO	CFP	CFRMO	CND	EX	FB	FD	FDRW	FPEB	FTK	FTK_V	MI	NSCH	P	RD	RECTKALL	RECTKBK	RECTKL/R	RT	VTK
•	•	•	•	•	•	•	•	•		•	•	•	•[1]	•	•		•		•	•	STD	•

Construction Upgrades

APU	PEU
•	•

[1]FTKAV/FTKFV not available on B12RT.

Base Double Door with Roll Trays

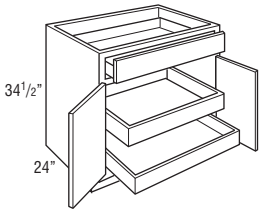

B24BRT	760	869	914	947	983	1034	1069	1139
B27BRT	861	987	1069	1074	1157	1207	1210	1290
B30BRT	886	1012	1055	1103	1217	1257	1310	1399
B33BRT	934	1059	1101	1153	1278	1320	1378	1472
B36BRT	957	1096	1140	1194	1310	1364	1425	1523

- 2 wood roll trays standard.
- Cabinet may accommodate up to 4 roll trays, additional may be purchased separately for field installation. See page 177.

Modifications

AUTH	CBO	CCO	CFNTO	CFP	CFRMO	CND	EX	FB	FD	FDRW	FPEB	FTK	FTK_V	MI	NSCH	P	RD	RECTKALL	RECTKBK	RECTKL/R	RT	VTK
•	•	•	•	•	•	•	•	•		•	•	•	•	•	•		•	•[1]	•	•	STD	•

Construction Upgrades

APU	PEU
•	•

[1]RECTKALL not available on B24BRT.

Base Double Door with Roll Trays

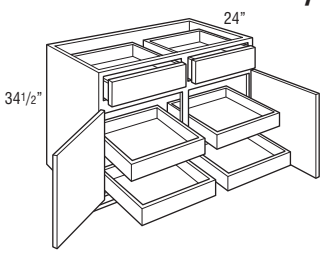

B39RT	1182	1327	1371	1431	1544	1631	1694	1796
B42RT	1199	1349	1396	1451	1575	1653	1720	1826
B45RT	1225	1378	1427	1485	1616	1701	1769	1879
B48RT	1253	1404	1455	1515	1658	1745	1809	1921

- 4 roll trays standard.
- Cabinet may accommodate up to 8 roll trays, additional may be purchased separately for field installation. See page 177.

Modifications

AUTH	CBO	CCO	CFNTO	CFP	CFRMO	CND	EX	FB	FD	FDRW	FPEB	FTK	FTK_V	MI	NSCH	P	RD	RECTKALL	RECTKBK	RECTKL/R	RT	VTK
•	•	•	•	•	•	•	•	•		•	•	•	•	•	•		•	•	•	•	STD	•

Construction Upgrades

APU	PEU
•	•

Base with Roll-out Tray Divider

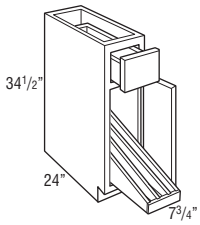

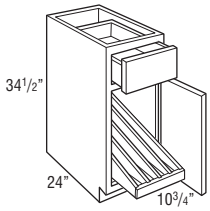

Price Point	1	2	3	4	5	6	7	8
B12TDRO L or R	671	755	795	806	849	862	893	941
B15TDRO L or R	725	812	851	865	901	924	957	1007

- Tray divider utilizes SofTouch undermount guides.
- Dividers are removable.
- 12″ - 3 compartments.
- 15″ - 4 compartments.

Modifications

AUTH	CBO	CCO	CFNTO	CFP	CFRMO	CND	EX	FB	FD	FDRW	FPEB	FTK	FTK_V	MI	NSCH	P	RD	RECTKALL	RECTKBK	RECTKL/R	RT	VTK
•	•	•	•	•	•	•	•	•			•	•	•[1]	•	•				•	•		•

Construction Upgrades

APU	PEU
•	•

[1]FTKAV/FTKFV not available on B12TDRO.

Base with Tray Divider

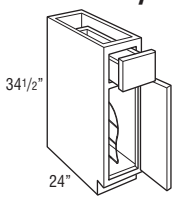

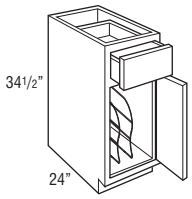

TD9 L or R	408	488	524	535	576	588	618	664
TD12 L or R	472	556	596	607	650	663	694	742
TD15 L or R	493	580	619	633	669	692	725	775

- Tray Divider is chrome.
- Tray Divider is also available as an accessory for field installation. See page 176.

Modifications

AUTH	CBO	CCO	CFNTO	CFP	CFRMO	CND	EX	FB	FD	FDRW	FPEB	FTK	FTK_V	MI	NSCH	P	RD	RECTKALL	RECTKBK	RECTKL/R	RT	VTK
•	•	•	•	•	•	•	•	•		•	•	•	•[1]	•	•				•	•		•

Construction Upgrades

APU	PEU
•	•

[1]FTKAV/FTKFV not available on TD9 and TD12.

Full Height Base with Tray Divider

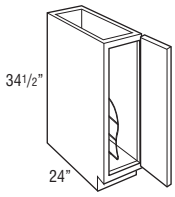

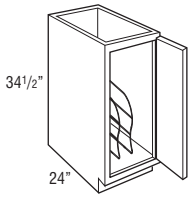

TD9FH L or R	408	488	524	535	576	588	618	664
TD12FH L or R	472	556	596	607	650	663	694	742
TD15FH L or R	493	580	619	633	669	692	725	775

- Tray Divider is chrome.
- Tray Divider is also available as an accessory for field installation. See page 176.

Modifications

AUTH	CBO	CCO	CFNTO	CFP	CFRMO	CND	EX	FB	FD	FDRW	FPEB	FTK	FTK_V	MI	NSCH	P	RD	RECTKALL	RECTKBK	RECTKL/R	RT	VTK
•	•	•	•		•		•	•			•	•	•[1]	•	•				•	•		•

Construction Upgrades

APU	PEU
•	•

[1]FTKAV/FTKFV not available on TD9FH and TD12FH.

Sink Base, Single Door

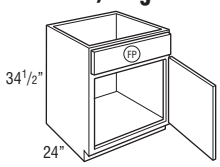

SB21 L or R	435	507	543	565	599	618	647	700
SB24 L or R	458	534	572	595	630	650	681	737

Modifications

AUTH	CBO	CCO	CFNTO	CFP	CFRMO	CND	EX	FB	FD	FDRW	FPEB	FTK	FTK_V	MI	NSCH	P	RD	RECTKALL	RECTKBK	RECTKL/R	RT	VTK
•		•	•	STD	•	•	•	•			•	•	•	•	•		•		•	•		•

Construction Upgrades

APU	PEU
•	•

Sink Base

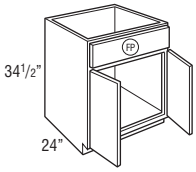

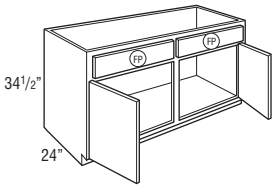

Price Point	1	2	3	4	5	6	7	8
SB24B	481	562	603	625	662	685	717	775
SB27B	523	627	673	697	753	788	825	892
SB30B	527	631	679	704	755	796	842	908
SB33B	542	661	720	734	793	849	895	969
SB36B	571	689	764	768	842	901	951	1027
SB39	597	702	766	780	849	903	954	1034
SB42	635	739	793	821	875	934	983	1062
SB45	660	769	822	853	910	972	1028	1111
SB48	673	797	857	885	942	1021	1070	1157

Modifications

AUTH	CBO	CCO	CFNTO	CFP	CFRMO	CND	EX	FB	FD	FDRW	FPEB	FTK	FTK_V	MI	NSCH	P	RD	RECTKALL	RECTKBK	RECTKL/R	RT	VTK
•		•	•	STD	•	•	•	•			•	•	•	•	•		•	•[1]	•	•		•

Construction Upgrades

APU	PEU
•	•

[1]RECTKALL available for SB27B-SB48.

Sink Base with CabMat™

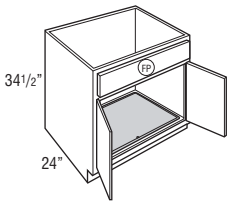

SB30BCM	735	839	887	912	963	1004	1050	1116
SB33BCM	750	869	928	942	1001	1057	1103	1177
SB36BCM	779	897	972	976	1050	1109	1159	1235

- CabMat™ is designed to capture spills and is removable for cleaning.

Modifications

AUTH	CBO	CCO	CFNTO	CFP	CFRMO	CND	EX	FB	FD	FDRW	FPEB	FTK	FTK_V	MI	NSCH	P	RD	RECTKALL	RECTKBK	RECTKL/R	RT	VTK
•	•	•	•	STD	•	•	•	•			•	•	•	•	•			•	•	•		•

Construction Upgrades

APU	PEU
•	•

Sink Base, 27″ Deep

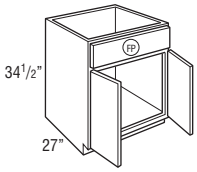

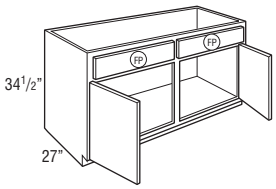

SB243427B	631	712	753	775	812	835	867	925
SB273427B	673	777	823	847	903	938	975	1042
SB303427B	677	781	829	854	905	946	992	1058
SB333427B	692	811	870	884	943	999	1045	1119
SB363427B	721	839	914	918	992	1051	1101	1177
SB393427	747	852	916	930	999	1053	1104	1184
SB423427	785	889	943	971	1025	1084	1133	1212
SB453427	810	919	972	1003	1060	1122	1178	1261
SB483427	823	947	1007	1035	1092	1171	1220	1307

Modifications

AUTH	CBO	CCO	CFNTO	CFP	CFRMO	CND	EX	FB	FD	FDRW	FPEB	FTK	FTK_V	MI	NSCH	P	RD	RECTKALL	RECTKBK	RECTKL/R	RT	VTK
		•	•	STD	•	•	•	•			•	•	•	•	•			•[1]	•	•		•

Construction Upgrades

APU	PEU
•	•

[1]RECTKALL not available on SB243427B.

Sink Base with Tilt-out Trays

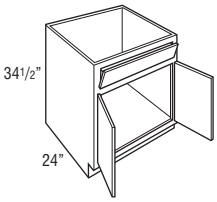

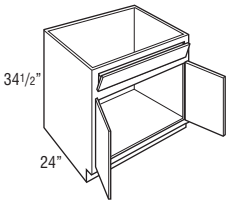

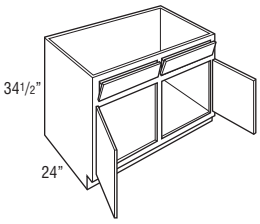

Price Point	1	2	3	4	5	6	7	8
SB24BST	575	656	697	719	756	779	811	869
SB27BST	617	721	767	791	847	882	919	986
SB30BST	621	725	773	798	849	890	936	1002
SB33BST	636	755	814	828	887	943	989	1063
SB36BST	669	787	862	866	940	999	1049	1125
SB39ST	695	800	864	878	947	1001	1052	1132
SB42ST	733	837	891	919	973	1032	1081	1160
SB45ST	758	867	920	951	1008	1070	1126	1209

- Tilt-out trays are stain resistant, moisture resistant plastic to allow storage of sponges and other cleaning materials.
- Includes two tilt-out trays on 30″-45″ wide.

Modifications

AUTH	CBO	CCO	CFNTO	CFP	CFRMO	CND	EX	FB	FD	FDRW	FPEB	FTK	FTK_V	MI	NSCH	P	RD	RECTKALL	RECTKBK	RECTKL/R	RT	VTK
•		•			•	•	•	•			•	•	•	•	•		•	•[1]	•	•		•

Construction Upgrades

APU	PEU
•	•

[1]RECTKALL not available on SB24ST.

Sink Base with Tilt-out Trays and CabMat™

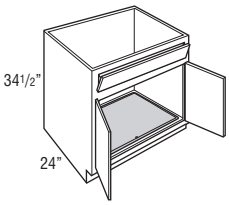

SB30BSTCM	829	933	981	1006	1057	1098	1144	1210
SB33BSTCM	844	963	1022	1036	1095	1151	1197	1271
SB36BSTCM	877	995	1070	1074	1148	1207	1257	1333

- CabMat™ is designed to capture spills and is removable for cleaning.
- Tilt-out trays are stain resistant, moisture resistant plastic to allow storage of sponges and other cleaning materials.
- Includes two tilt-out trays.

Modifications

AUTH	CBO	CCO	CFNTO	CFP	CFRMO	CND	EX	FB	FD	FDRW	FPEB	FTK	FTK_V	MI	NSCH	P	RD	RECTKALL	RECTKBK	RECTKL/R	RT	VTK
•	•	•			•	•	•	•			•	•	•	•	•			•	•	•		•

Construction Upgrades

APU	PEU
•	•

Sink Base with Tilt-Out Trays, 27″ Deep

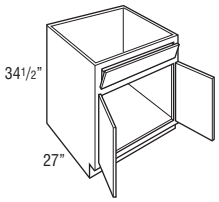

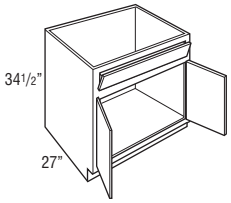

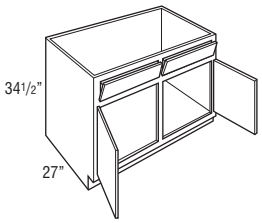

Price Point	1	2	3	4	5	6	7	8
SB243427BST	725	806	847	869	906	929	961	1019
SB273427BST	767	871	917	941	997	1032	1069	1136
SB303427BST	771	875	923	948	999	1040	1086	1152
SB333427BST	786	905	964	978	1037	1093	1139	1213
SB363427BST	819	937	1012	1016	1090	1149	1199	1275
SB393427ST	845	950	1014	1028	1097	1151	1202	1282
SB423427ST	883	987	1041	1069	1123	1182	1231	1310
SB453427ST	908	1017	1070	1101	1158	1220	1276	1359

- Tilt-out trays are stain resistant, moisture resistant plastic to allow storage of sponges and other cleaning materials.
- Includes two tilt-out trays on 30″-45″ wide.

Modifications

AUTH	CBO	CCO	CFNTO	CFP	CFRMO	CND	EX	FB	FD	FDRW	FPEB	FTK	FTK_V	MI	NSCH	P	RD	RECTKALL	RECTKBK	RECTKL/R	RT	VTK
		•			•	•	•	•			•	•	•	•	•			•[1]	•	•		•

Construction Upgrades

APU	PEU
•	•

[1]RECTKALL not available on SB243427BST.

Country Sink Base

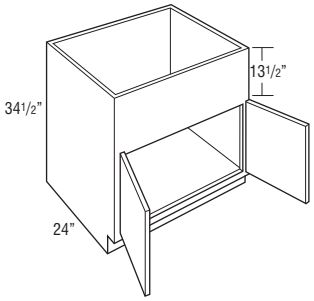

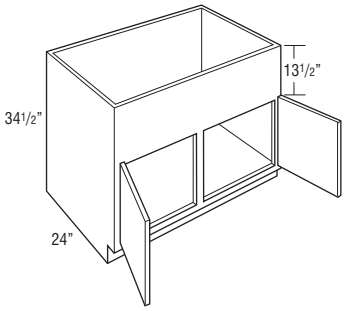

CNTYSB30B	758	858	908	931	977	1021	1061	1147
CNTYSB33B	774	887	945	960	1018	1070	1115	1207
CNTYSB36B	801	914	990	993	1061	1120	1168	1262
CNTYSB39	846	947	1014	1028	1097	1150	1196	1292
CNTYSB42	882	986	1041	1069	1122	1181	1230	1332
CNTYSB48	920	1045	1106	1133	1190	1268	1317	1425

- 13 1/2″ panel can be trimmed up to 12″.
- For apron front sinks requiring a cut-out height of 6 1/2″ or less, see Base Drop-in Range Cabinets on page 101.
- Refer to sink manufacturer's recommendations for additional support required for apron front sinks.

Modifications

AUTH	CBO	CCO	CFNTO	CFP	CFRMO	CND	EX	FB	FD	FDRW	FPEB	FTK	FTK_V	MI	NSCH	P	RD	RECTKALL	RECTKBK	RECTKL/R	RT	VTK
•		•	•		•		•	•			•	•	•	•	•		•	•	•	•		•

Construction Upgrades

APU	PEU
•	•

Country Sink Base with CabMat™

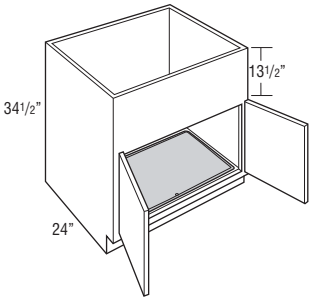

Price Point	1	2	3	4	5	6	7	8
CNTYSB30BCM	966	1066	1116	1139	1185	1229	1269	1355
CNTYSB33BCM	982	1095	1153	1168	1226	1278	1323	1415
CNTYSB36BCM	1009	1122	1198	1201	1269	1328	1376	1470

- CabMat™ is designed to capture spills and is removable for cleaning.
- 13 1/2″ panel can be trimmed to 12″.
- For apron front sinks requiring a cut-out height of 6 1/2″ or less, see Base Drop-in Range Cabinets on page 101.
- Refer to sink manufacturer's recommendations for additional support required for apron front sinks.

Modifications

AUTH	CBO	CCO	CFNTO	CFP	CFRMO	CND	EX	FB	FD	FDRW	FPEB	FTK	FTK_V	MI	NSCH	P	RD	RECTKALL	RECTKBK	RECTKL/R	RT	VTK
•	•	•	•		•		•	•			•	•	•	•	•			•	•	•		•

Construction Upgrades

APU	PEU
•	•

Country Sink Base, 27″ Deep

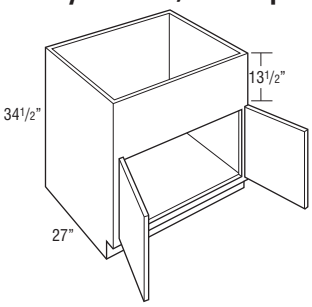

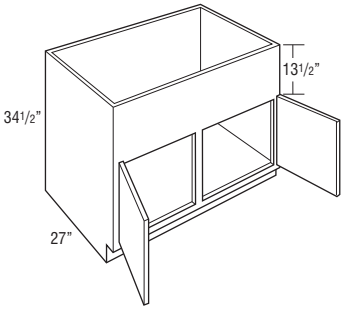

CNTYSB303427B	908	1008	1058	1081	1127	1171	1211	1297
CNTYSB333427B	924	1037	1095	1110	1168	1220	1265	1357
CNTYSB363427B	951	1064	1140	1143	1211	1270	1318	1412
CNTYSB393427	996	1097	1164	1178	1247	1300	1346	1442
CNTYSB423427	1032	1136	1191	1219	1272	1331	1380	1482
CNTYSB483427	1070	1195	1256	1283	1340	1418	1467	1575

- 13 1/2″ panel can be trimmed up to 12″.
- For apron front sinks requiring a cut-out height of 6 1/2″ or less, see Base Drop-in Range Cabinets on page 101.
- Refer to sink manufacturer's recommendations for additional support required for apron front sinks.

Modifications

AUTH	CBO	CCO	CFNTO	CFP	CFRMO	CND	EX	FB	FD	FDRW	FPEB	FTK	FTK_V	MI	NSCH	P	RD	RECTKALL	RECTKBK	RECTKL/R	RT	VTK
		•	•		•		•	•			•	•	•	•	•			•	•	•		•

Construction Upgrades

APU	PEU
•	•

Sink Base SuperCabinet™ with Tilt-out Trays and CabMat™

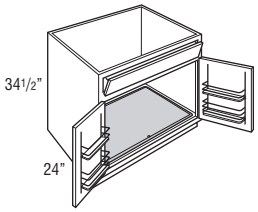

Price Point	1	2	3	4	5	6	7	8
SB36STSCM	1314	1426	1499	1504	1572	1632	1678	1798

- CabMat™ is designed to capture spills and is removable for cleaning.
- Both doors will have a chrome and wood two-tiered rack.
- Racks on doors are 3 1/4″ deep.
- Includes two tilt-out trays.
- Tilt-out trays are stain resistant, moisture resistant plastic to allow storage of sponges and other cleaning materials.

Modifications

AUTH	CBO	CCO	CFNTO	CFP	CFRMO	CND	EX	FB	FD	FDRW	FPEB	FTK	FTK_V	MI	NSCH	P	RD	RECTKALL	RECTKBK	RECTKL/R	RT	VTK
•	•	•			•	•	•	•			•	•	•	•	•			•	•	•		•

Construction Upgrades

APU	PEU
•	•

Sink Base SuperCabinet™ with Tilt-out Trays

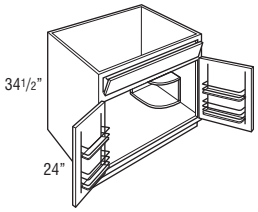

SB36STS	1106	1218	1291	1296	1364	1424	1470	1590

- Quarter Round Reversible Shelf for left or right applications. (Shelf shipped secure, can be positioned in left or right corner.)
- Both doors will have a chrome and wood two-tiered rack.
- Racks on doors are 3 1/4″ deep.
- Includes two tilt-out trays.
- Tilt-out trays are stain resistant, moisture resistant plastic to allow storage of sponges and other cleaning materials.

Modifications

AUTH	CBO	CCO	CFNTO	CFP	CFRMO	CND	EX	FB	FD	FDRW	FPEB	FTK	FTK_V	MI	NSCH	P	RD	RECTKALL	RECTKBK	RECTKL/R	RT	VTK
•		•			•	•	•	•			•	•	•	•	•			•	•	•		•

Construction Upgrades

APU	PEU
•	•

Base Built-in Microwave Cabinet with Drawer

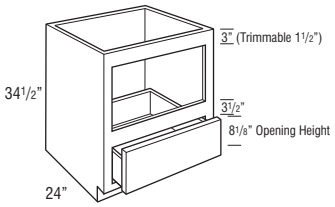

Model	Opening Width	Maximum Width	Opening Height	Maximum Height
BBMWD24	21″	22 1/2″	13 7/8″	16 7/8″
BBMWD27	24″	25 1/2″	13 7/8″	16 7/8″
BBMWD30	27″	28 1/2″	13 7/8″	16 7/8″

BBMWD24	806	829	843	859	865	882	896	942
BBMWD27	914	936	953	972	979	996	1014	1065
BBMWD30	989	1016	1035	1052	1062	1080	1101	1157

- Standard interior.
- Oven Installation Kit included for 24″ deep cabinets and has a 400 lb. weight limit.
- The usable cabinet face height between top of drawer front and top of cabinet is 19 1/8″ for traditional overlay and 19 3/4″ for full/modified full overlay. Be sure to verify overall appliance height, gap requirements, and cut-out dimensions with cabinet specifications.

Modifications

AUTH	CBO	CCO	CFNTO	CFP	CFRMO	CND	EX	FB	FD	FDRW	FPEB	FTK	FTK_V	MI	NSCH	P	RD	RECTKALL	RECTKBK	RECTKL/R	RT	VTK
•	•	•			•		•	•			•	•	•				•	•[1]	•	•		•

Construction Upgrades

APU	PEU
•	•

[1]RECTKALL not available on BBMWD24.

Base Microwave Cabinet with Drawer

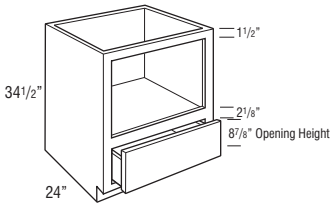

Model	Opening Width	Maximum Width	Opening Height	Maximum Height
BMWD24	21″	22 1/2″	16″	16″
BMWD27	24″	25 1/2″	16″	16″
BMWD30	27″	28 1/2″	16″	16″

BMWD24	711	734	748	764	770	787	801	847
BMWD27	814	836	853	872	879	896	914	965
BMWD30	884	911	930	947	957	975	996	1052

- Cabinet interior finished to match cabinet face frame.

Modifications

AUTH	CBO	CCO	CFNTO	CFP	CFRMO	CND	EX	FB	FD	FDRW	FPEB	FTK	FTK_V	MI	NSCH	P	RD	RECTKALL	RECTKBK	RECTKL/R	RT	VTK
•	•	•			•		•				•	•	•	STD			•[1]	•[2]	•	•		•

Construction Upgrades

APU	PEU

[1]RD to 18″ available.
[2]RECTKALL not available on BMWD24.

Base Microwave Cabinet with Standard Drawer

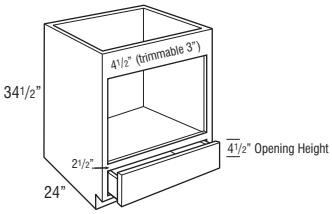

Model	Opening Width	Maximum Width	Opening Height	Maximum Height
BMWSD24	21″	22 1/2″	17″	20″
BMWSD27	24″	25 1/2″	17″	20″
BMWSD30	27″	28 1/2″	17″	20″

Price Point	1	2	3	4	5	6	7	8
BMWSD24	711	734	748	764	770	787	801	847
BMWSD27	814	836	853	872	879	896	914	965
BMWSD30	884	911	930	947	957	975	996	1052

- Cabinet interior finished to match cabinet face frame.

Modifications

AUTH	CBO	CCO	CFNTO	CFP	CFRMO	CND	EX	FB	FD	FDRW	FPEB	FTK	FTK_V	MI	NSCH	P	RD	RECTKALL	RECTKBK	RECTKL/R	RT	VTK
•	•	•			•		•			•	•	•	•	STD			•[1]	•[2]	•	•		•

Construction Upgrades

APU	PEU

[1]RD to 18″ available.
[2]RECTKALL not available on BMWSD24.

Base Drop-in Range Cabinet

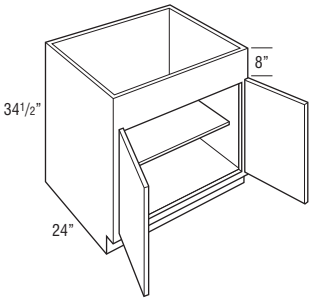

B36BDR	801	914	990	993	1061	1120	1168	1262

- 8″ panel can be trimmed up to 6 1/2″.
- Adjustable 15″ deep shelf.
- Can also be used with apron front sinks, refer to manufacturer's dimension requirements.

Modifications

AUTH	CBO	CCO	CFNTO	CFP	CFRMO	CND	EX	FB	FD	FDRW	FPEB	FTK	FTK_V	MI	NSCH	P	RD	RECTKALL	RECTKBK	RECTKL/R	RT	VTK
•	•	•	•		•		•	•	•		•	•	•	•	•		•	•	•	•	•	•

Construction Upgrades

APU	PEU
•	•

Base Oven Cabinet

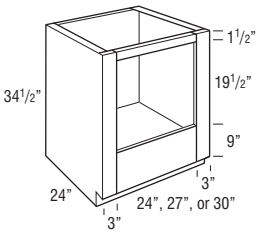

Model	Opening Width	Maximum Width	Opening Height	Maximum Height*
BO30	24″	28 1/2″	19 1/2″	27 1/2″
BO33	27″	31 1/2″	19 1/2″	27 1/2″
BO36	30″	34 1/2″	19 1/2″	27 1/2″

*Top frame cross rail can be removed during field installation if cabinet is properly installed between two adjacent cabinets, increasing the maximum height to 28 1/4″.

BO30	607	625	637	649	655	670	681	720
BO33	618	637	649	664	670	681	697	735
BO36	649	669	681	697	704	715	732	772

- Oven cabinet has laminated interior.
- May not hold cooktop and slide-in oven combination. Refer to cooktop and slide-in oven manufacturer specifications.
- Oven Installation Kit included for 24″ deep cabinets and has a 400 lb. weight limit.
- Heat shield sold separately.

Modifications

AUTH	CBO	CCO	CFNTO	CFP	CFRMO	CND	EX	FB	FD	FDRW	FPEB	FTK	FTK_V	MI	NSCH	P	RD	RECTKALL	RECTKBK	RECTKL/R	RT	VTK
•					•		•	•			•	•	•				•[1]	•	•	•		•

Construction Upgrades

APU	PEU
•	•

[1]RD to 18″ and 21″ available.

Corner Diagonal Sink Base

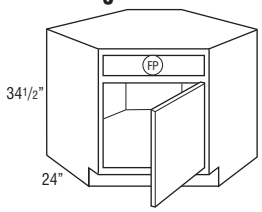

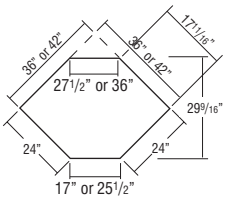

Max. Sink Widths if cut-out is 4″ back from face of front frame

Price Point	1	2	3	4	5	6	7	8
CDSB36 L or R	1195	1291	1397	1439	1535	1621	1709	1849
CDSB42†	1470	1593	1723	1774	1895	1996	2105	2277

- Edges beveled at 45°.
- For sufficient dishwasher door clearance and loading/unloading space, a 15″ wide base cabinet is recommended for use between a corner sink base and dishwasher.
- On CDSB36, to allow for proper door clearance of adjacent cabinets, all door styles regardless of overlay utilize 14 1/2″ wide doors with a traditional overlay hinge.

†CDSB42 has butt doors with no center stile.

Wall Width	Frame	Maximum Sink Width	Maximum Sink Depth
36″ x 36″	17″	25 3/4″	27 11/32″
42″ x 42″	25 1/2″	34 1/4″	27 11/32″

Modifications

AUTH	CBO	CCO	CFNTO	CFP	CFRMO	CND	EX	FB	FD	FDRW	FPEB	FTK	FTK_V	MI	NSCH	P	RD	RECTKALL	RECTKBK	RECTKL/R	RT	VTK
		•	•	STD	•	•		•			•				•							•

Construction Upgrades

APU	PEU
•	•

Corner Sink Front

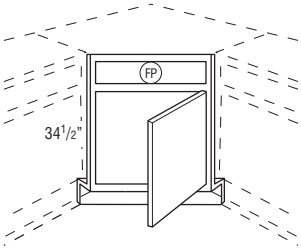

Max. Sink Widths if cut-out is 4″ back from face of front frame

CSF36 L or R	347	395	422	440	466	483	513	556
CSF42†	390	460	472	509	518	555	587	635

- Edges beveled at 45°.
- Corner sink front bottom required for field installation. Order separately. See next item.
- On CSF36, to allow for proper door clearance of adjacent cabinets, all door styles regardless of overlay utilize 14 1/2″ wide doors with a traditional overlay hinge.

†CSF42 has butt doors with no center stile.

Wall Width	Frame	Maximum Sink Width	Maximum Sink Depth
36″ x 36″	17″	25 3/4″	27 11/32″
42″ x 42″	25 1/2″	34 1/4″	27 11/32″

Modifications

AUTH	CBO	CCO	CFNTO	CFP	CFRMO	CND	EX	FB	FD	FDRW	FPEB	FTK	FTK_V	MI	NSCH	P	RD	RECTKALL	RECTKBK	RECTKL/R	RT	VTK
			STD	STD	•	•									•							

Construction Upgrades

APU	PEU

Angled Corner Sink Front Bottom

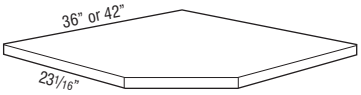

ACSFB36	132	132	132	132	132	132	132	132
ACSFB42	136	136	136	136	136	136	136	136

- Designed for use with Corner Sink Front.
- 3/8″ thick.

MODIFICATIONS
No modifications available for these products.

Construction Upgrades

APU	PEU
•[1]	

[1]APU sink front bottoms will be natural maple.

Base Corner Cabinets

- BCs use the wall space the nomenclature implies and may be pulled up to 3″ to accommodate odd dimensions in a kitchen.
- Remember to use 3″ filler on adjoining cabinets.
- The adjoining run of cabinets will cover the void.
- The L or R in the cabinet nomenclature indicates the location of the void to ensure clearance.
- It is not recommended to place BC cabinets next to appliances where any face component is deeper than 27″.

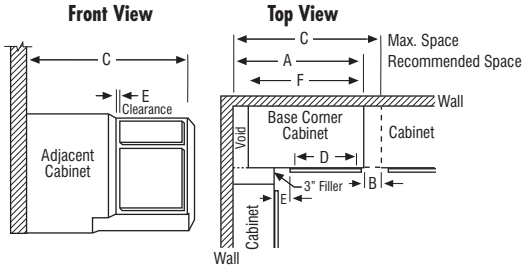

Model	A Recommended Space	B Max. Pull*	C Max. Space	D Face Frame Opening	E* Full/Modified Full Overlay At Min.**	E* Full/Modified Full Overlay At Max.	E Traditional Overlay At Min.**	E Traditional Overlay At Max.	F Actual Cabinet	Full/Modified Full Overlay Door Width	Traditional Overlay Door Width
BC3639	36″	6″	42″	7 1/2″	1 3/4″	7 3/4″	2 1/2″	8 1/2″	27″	10″	8 1/2″
BC3942	39″	4 1/2″	43 1/2″	9″	3 1/4″	7 3/4″	4″	8 1/2″	30″	11 1/2″	10″
BC4245	42″	6″	48″	13 1/2″	1 3/4″	7 3/4″	2 1/2″	8 1/2″	39″	16″	14 1/2″
BC4548	45″	4 1/2″	49 1/2″	15″	3 1/4″	7 3/4″	4″	8 1/2″	42″	17 1/2″	16″
BC4851	48″	3″	51″	16 1/2″	4 3/4″	7 3/4″	5 1/2″	8 1/2″	45″	19″	17 1/2″

*Minimum/maximum space between inside edge of door and face of filler/adjoining cabinet. If cabinet is pulled to maximum stated dimension, filler will need to be cleated for proper attachment.
**When using hardware on cabinet doors/drawers, additional clearance many be needed.

Base Corner

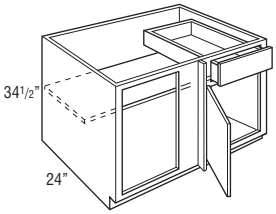

Price Point	1	2	3	4	5	6	7	8
BC3639 L or R	506	607	640	675	703	744	780	845
BC3942 L or R	547	645	690	717	758	799	844	912
BC4245 L or R	583	683	742	758	817	876	921	996
BC4548 L or R	630	738	803	819	883	941	995	1076
BC4851 L or R	681	792	849	879	934	1013	1063	1150

- L or R indicates void. L (left) void shown.
- Adjustable 15″ deep shelf.
- Includes one 3″ filler, shipped unattached.
- Nomenclature refers to wall space occupied when installed at minimum and maximum.

Modifications

AUTH	CBO	CCO	CFNTO	CFP	CFRMO	CND	EX	FB	FD	FDRW	FPEB	FTK	FTK_V	MI	NSCH	P	RD	RECTKALL	RECTKBK	RECTKL/R	RT	VTK
•	•	•	•	•	•	•	•	•	•	•	•	•		•	•		•	•	•	•		•

Construction Upgrades

APU	PEU
•	•

Base Lazy Susan Corner with Full Height Door and Lazy Susan (with Center Hinge Door)

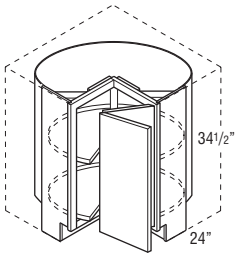

Price Point	1	2	3	4	5	6	7	8
BLS36 L or R	833	912	982	1016	1084	1166	1226	1326

- Cabinet is drum-shaped; adjoining cabinets create sides.
- BLS white plastic shelves are 28″ diameter with a chrome pole.
- Drum diameter is 31 1/8″ and composed of 1/8″ thick hardboard.
- Decorative hardware screws must be countersunk to prevent scratching of adjacent cabinets and face frame of BLS.
- Not recommended for use next to an appliance deeper than standard cabinet depth.

Modifications

AUTH	CBO	CCO	CFNTO	CFP	CFRMO	CND	EX	FB	FD	FDRW	FPEB	FTK	FTK_V	MI	NSCH	P	RD	RECTKALL	RECTKBK	RECTKL/R	RT	VTK
	•	•													STD							

Construction Upgrades

APU	PEU

Corner Diagonal Base

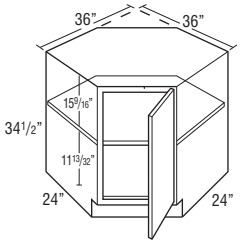

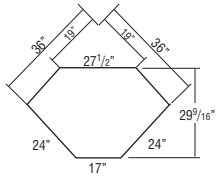

Due to fixed shelf mounting, shelves cannot be retrofitted.

CDB36 L or R	936	1013	1094	1127	1205	1271	1340	1450

- To allow for proper door clearance of adjacent cabinets, all door styles regardless of overlay utilize 14 1/2″ wide doors with a traditional overlay hinge.
- One fixed 1/2″ thick shelf.

Modifications

AUTH	CBO	CCO	CFNTO	CFP	CFRMO	CND	EX	FB	FD	FDRW	FPEB	FTK	FTK_V	MI	NSCH	P	RD	RECTKALL	RECTKBK	RECTKL/R	RT	VTK
	•	•	•		•			•			•				•							•

Construction Upgrades

APU	PEU
•	•

Corner Diagonal Base with Full Height Door & Wood Shelves

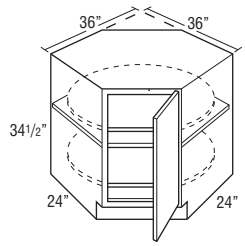

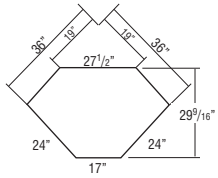

Due to fixed shelf mounting, shelves cannot be retrofitted.

CDB36SS L or R	1782	1911	1928	2104	2121	2149	2248	2432

- To allow for proper door clearance of adjacent cabinets, all door styles regardless of overlay utilize 14 1/2″ wide doors with a traditional overlay hinge.
- Features two 28″ diameter D-shaped plywood revolving shelves. Lower shelf is mounted to floor. Upper shelf is mounted to fixed shelf. Fixed shelf is 1/2″ thick laminated furniture board.

Modifications

AUTH	CBO	CCO	CFNTO	CFP	CFRMO	CND	EX	FB	FD	FDRW	FPEB	FTK	FTK_V	MI	NSCH	P	RD	RECTKALL	RECTKBK	RECTKL/R	RT	VTK
	•		•		•			•			•				•							•

Construction Upgrades

APU	PEU
•	•

Base Easy Reach

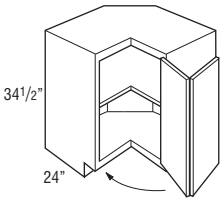

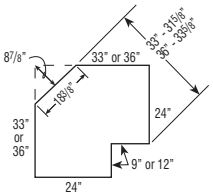

Due to fixed shelf mounting, shelves cannot be retrofitted.

Price Point	1	2	3	4	5	6	7	8
BER33 L or R	885	967	1041	1071	1148	1208	1271	1374
BER36 L or R	936	1013	1094	1127	1205	1271	1340	1450

- Decorative hardware screws must be countersunk to prevent scratching of adjacent cabinets and face frame of BER.
- Fixed shelf is 1/2″ thick laminated furniture board.
- Not recommended for use next to an appliance deeper than standard cabinet depth.

Modifications

AUTH	CBO	CCO	CFNTO	CFP	CFRMO	CND	EX	FB	FD	FDRW	FPEB	FTK	FTK_V	MI	NSCH	P	RD	RECTKALL	RECTKBK	RECTKL/R	RT	VTK
	•	•						•			•				STD							•

Construction Upgrades

APU	PEU
•	•

Asymmetrical Base Easy Reach

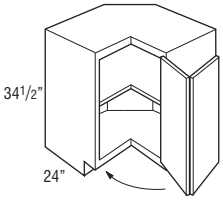

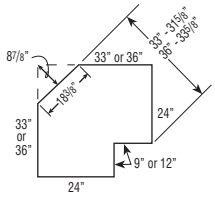

Due to fixed shelf mounting, shelves cannot be retrofitted.

BER3336 L or R	936	1013	1094	1127	1205	1271	1340	1450
BER3633 L or R	936	1013	1094	1127	1205	1271	1340	1450

- BER3336 L or R wall width is 33″ x 36″.
- BER3633 L or R wall width is 36″ x 33″.
- Legs at the front frames are 9″ on 33″ and 12″ on 36″ leg.
- Nomenclature for asymmetrical cabinets reads as follows:
  First set of numbers = left side of cabinet dimensions.
  Second set of numbers = right side of cabinet dimensions.
- Decorative hardware screws must be countersunk to prevent scratching of adjacent cabinets and face frame of BER.
- Fixed shelf is 1/2″ thick laminated furniture board.
- Not recommended for use next to an appliance deeper than standard cabinet depth.

Modifications

AUTH	CBO	CCO	CFNTO	CFP	CFRMO	CND	EX	FB	FD	FDRW	FPEB	FTK	FTK_V	MI	NSCH	P	RD	RECTKALL	RECTKBK	RECTKL/R	RT	VTK
	•	•						•			•				STD							•

Construction Upgrades

APU	PEU
•	•

Base Corner Super Susan with Wood Shelves

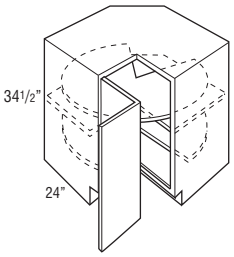

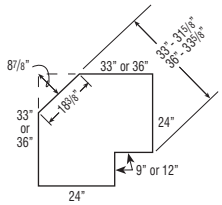

Due to fixed shelf mounting, shelves cannot be retrofitted.

BC33SS L or R	1742	1871	1890	2062	2075	2102	2205	2384
BC36SS L or R	1782	1917	1928	2070	2093	2117	2248	2432

- BC33SS L or R wall width is 33″ x 33″.
- BC36SS L or R wall width is 36″ x 36″.
- BC33SS - Susans are 28″ diameter.
- BC36SS - Susans are 32″ diameter.
- Features two plywood revolving shelves. Lower shelf is mounted to floor. Upper shelf is mounted to fixed shelf. Fixed shelf is 1/2″ thick laminated furniture board.
- Decorative hardware screws must be countersunk to prevent scratching adjacent cabinets and face frame of BC.
- Not recommended for use next to an appliance deeper than standard cabinet depth.

Modifications

AUTH	CBO	CCO	CFNTO	CFP	CFRMO	CND	EX	FB	FD	FDRW	FPEB	FTK	FTK_V	MI	NSCH	P	RD	RECTKALL	RECTKBK	RECTKL/R	RT	VTK
	•							•			•				STD							•

Construction Upgrades

APU	PEU
•	•

Asymmetrical Super Susan

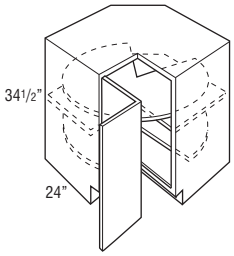

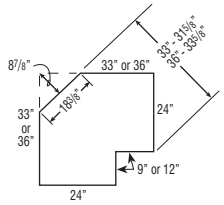

Due to fixed shelf mounting, shelves cannot be retrofitted.

Price Point	1	2	3	4	5	6	7	8
BC3336SS L or R	1782	1917	1928	2070	2093	2117	2248	2432
BC3633SS L or R	1782	1917	1928	2070	2093	2117	2248	2432

- BC3336SS L or R wall width is 33″ x 36″.
- BC3633SS L or R wall width is 36″ x 33″.
- All Asymmetrical Super Susan shelves are 28″ diameter.
- Features two plywood revolving shelves. Lower shelf is mounted to floor. Upper shelf is mounted to fixed shelf. Fixed shelf is 1/2″ thick laminated furniture board.
- Nomenclature for asymmetrical cabinets reads as follows:
  First set of numbers = left side of cabinet dimensions.
  Second set of numbers = right side of cabinet dimensions.
- Decorative hardware screws must be countersunk to prevent scratching adjacent cabinets and face frame of BC.
- Not recommended for use next to an appliance deeper than standard cabinet depth.

Modifications

AUTH	CBO	CCO	CFNTO	CFP	CFRMO	CND	EX	FB	FD	FDRW	FPEB	FTK	FTK_V	MI	NSCH	P	RD	RECTKALL	RECTKBK	RECTKL/R	RT	VTK
	•							•			•				STD							•

Construction Upgrades

APU	PEU
•	•

Angle Base

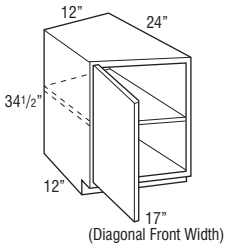

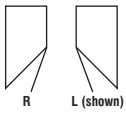

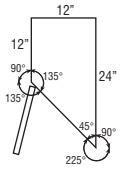

AB12 L or R	380	464	504	515	558	571	602	678

- One adjustable shelf.
- Cabinets constructed with top.
- Door hinged on shallow depth side.
- To allow for proper door clearance of adjacent cabinets, all door styles regardless of overlay utilize 14 1/2″ wide doors with a traditional overlay hinge.

Modifications

AUTH	CBO	CCO	CFNTO	CFP	CFRMO	CND	EX	FB	FD	FDRW	FPEB	FTK	FTK_V	MI	NSCH	P	RD	RECTKALL	RECTKBK	RECTKL/R	RT	VTK
•[1]	•	•	•		•			•			•[1]	•		•	•		•[2]					•

Construction Upgrades

APU	PEU
•	•

[1]AUTH and FPEB available only on 12″ deep side of cabinet.
[2]RD to 18″ available.

Angle End Base

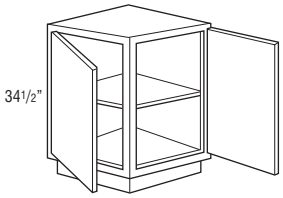

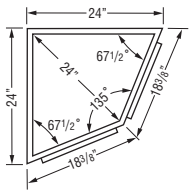

Top View

AEB24	689	783	846	868	931	965	1013	1146

- Wall width is 24″ x 24″.
- 24″ W x 24″ D x 34 1/2″ H.
- 24″ from outside corner point to frame face.
- Cabinets constructed with top.
- One adjustable shelf.
- Cabinet may be installed against either end of a run.

Modifications

AUTH	CBO	CCO	CFNTO	CFP	CFRMO	CND	EX	FB	FD	FDRW	FPEB	FTK	FTK_V	MI	NSCH	P	RD	RECTKALL	RECTKBK	RECTKL/R	RT	VTK
	•	•												•	•							•

Construction Upgrades

APU	PEU
•	

Two Drawer Base

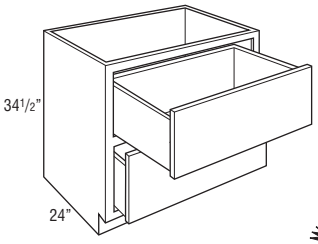

Price Point	1	2	3	4	5	6	7	8
2BD18	618	639	650	665	672	683	699	736
2BD21	658	676	689	704	710	726	739	780
2BD24	710	733	747	761	768	785	799	845
2BD27	891	917	936	955	965	984	1002	1058
2BD30†	1239	1273	1298	1321	1335	1358	1383	1456
2BD33†	1320	1357	1382	1409	1421	1448	1475	1551
2BD36†	1359	1398	1425	1450	1463	1491	1519	1598
NEW 2BD39†	1400	1440	1468	1494	1507	1536	1565	1646
NEW 2BD42†	1442	1483	1512	1539	1552	1582	1612	1695

†Standard drawers are solid-wood dovetail drawers with undermount full extension guides.

Modifications

AUTH	CBO	CCO	CFNTO	CFP	CFRMO	CND	EX	FB	FD	FDRW	FPEB	FTK	FTK_V	MI	NSCH	P	RD	RECTKALL	RECTKBK	RECTKL/R	RT	VTK
•	•	•	•		•		•	•			•	•	•				•	•[1]	•	•		•

Construction Upgrades

APU	PEU
•	•

[1]RECTKALL available for 2BD27-2BD42.

Two Drawer Base with Roll Tray

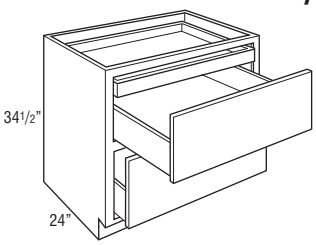

2BD24RT	810	833	847	861	868	885	899	945
2BD30RT	1344	1378	1403	1426	1440	1463	1488	1561
2BD36RT	1469	1508	1535	1560	1573	1601	1629	1708

- Exterior height for bottom drawer box is 6 3/8″.

Modifications

AUTH	CBO	CCO	CFNTO	CFP	CFRMO	CND	EX	FB	FD	FDRW	FPEB	FTK	FTK_V	MI	NSCH	P	RD	RECTKALL	RECTKBK	RECTKL/R	RT	VTK
•	•	•	•		•		•	•			•	•	•				•	•[1]	•	•	STD	•

Construction Upgrades

APU	PEU
•	•

[1]RECTKALL not available on 2BD24RT.

Two Drawer Base Drop-in Range

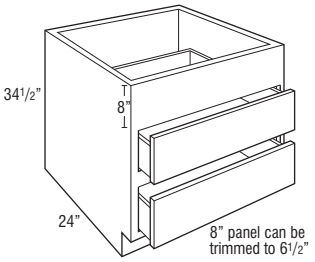

2BD36DR	1359	1398	1425	1450	1463	1491	1519	1598

- Standard drawers are solid-wood dovetail drawers with undermount full extension guides.

Modifications

AUTH	CBO	CCO	CFNTO	CFP	CFRMO	CND	EX	FB	FD	FDRW	FPEB	FTK	FTK_V	MI	NSCH	P	RD	RECTKALL	RECTKBK	RECTKL/R	RT	VTK
•	•	•	•		•		•	•			•	•	•				•	•	•	•		•

Construction Upgrades

APU	PEU
•	•

Three Drawer Base

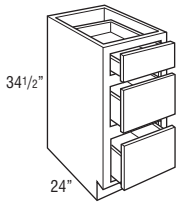

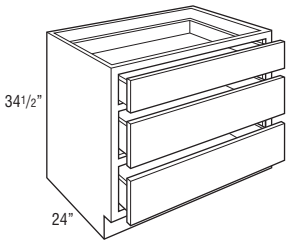

Price Point	1	2	3	4	5	6	7	8
3BD12	556	572	584	596	602	614	626	661
3BD15	584	602	614	626	632	645	659	695
3BD18	618	639	650	665	672	683	699	736
3BD21	658	676	689	704	710	726	739	780
3BD24	710	733	747	761	768	785	799	845
3BD27	891	917	936	955	965	984	1002	1058
BD30D†*	1268	1302	1326	1350	1362	1387	1412	1484
BD33D†*	1320	1357	1382	1409	1421	1448	1475	1551
BD36D†*	1359	1398	1425	1450	1463	1491	1519	1598
NEW **BD39D†***	1400	1440	1468	1494	1507	1536	1565	1646
NEW **BD42D†***	1442	1483	1512	1539	1552	1582	1612	1695

†Deep drawers are solid-wood dovetail drawers with undermount full extension guides. Top drawer is standard construction with 3/4 extension guides. When WDRW is selected, all three drawers and guides are upgraded.
*Exterior height of bottom two drawers is 6 3/8″.

Modifications

AUTH	CBO	CCO	CFNTO	CFP	CFRMO	CND	EX	FB	FD	FDRW	FPEB	FTK	FTK_V	MI	NSCH	P	RD	RECTKALL	RECTKBK	RECTKL/R	RT	VTK
•	•	•	•	•	•		•	•		•[1]	•	•	•[2]				•	•[3]	•	•		•

Construction Upgrades

APU	PEU
•	•

[1]FDRW not available on BD30D-BD42D.
[2]FTKAV/FT KFV not available on 3BD12.
[3]RECTKALL available for 3BD27 and BD30D-BD36D.

Three Drawer Base with Wood Tiered Cutlery Divider Drawer

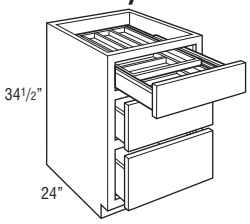

3BD15WTCD	1047	1065	1077	1089	1095	1108	1122	1158
3BD18WTCD	1096	1117	1128	1143	1150	1161	1177	1214
3BD21WTCD	1156	1174	1187	1202	1208	1224	1237	1278
3BD24WTCD	1225	1248	1262	1276	1283	1300	1314	1360

- Includes Wood Tiered Cutlery Divider Drawer in top drawer.
- Exterior height for lower drawer boxes is 6 3/8″.
- Exterior WTCD drawer box height is 3 3/4″, interior height of top tier is 1 5/8″, and interior height of bottom tier is 1 3/8″.

Modifications

AUTH	CBO	CCO	CFNTO	CFP	CFRMO	CND	EX	FB	FD	FDRW	FPEB	FTK	FTK_V	MI	NSCH	P	RD	RECTKALL	RECTKBK	RECTKL/R	RT	VTK
•	•	•	•		•		•	•			•	•	•						•	•		•

Construction Upgrades

APU	PEU
•	•

Four Drawer Base

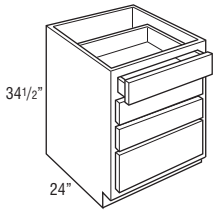

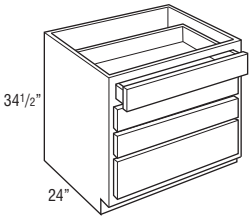

	Price Point	1	2	3	4	5	6	7	8
	4BD12	580	599	611	622	629	642	653	690
	4BD15	617	636	648	662	670	681	697	734
	4BD18	650	671	682	698	704	718	733	772
	4BD21	695	713	730	742	750	766	783	824
	4BD24	753	774	790	805	815	829	848	894
	4BD27	980	1009	1029	1051	1060	1083	1103	1163
	4BD30	1323	1362	1389	1419	1431	1462	1489	1570
NEW	4BD33	1363	1403	1431	1462	1474	1506	1534	1617
NEW	4BD36	1404	1445	1474	1506	1518	1551	1580	1666
NEW	4BD39	1446	1488	1518	1551	1564	1598	1627	1716
NEW	4BD42	1489	1533	1564	1598	1611	1646	1676	1767

Modifications

AUTH	CBO	CCO	CFNTO	CFP	CFRMO	CND	EX	FB	FD	FDRW	FPEB	FTK	FTK_V	MI	NSCH	P	RD	RECTKALL	RECTKBK	RECTKL/R	RT	VTK
•	•	•	•	•	•		•	•		•	•	•	•[1]				•	•[2]	•	•		•

Construction Upgrades

APU	PEU
•	•

[1]FTKAV/FTKFV not available on 4BD12.
[2]RECTKALL available for 4BD27-4BD42.

Four Drawer Base with Wood Tiered Cutlery Divider Drawer

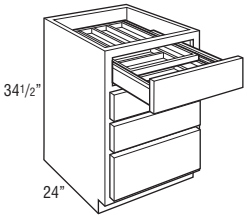

	1	2	3	4	5	6	7	8
4BD15WTCD	1080	1099	1111	1125	1133	1144	1160	1197
4BD18WTCD	1128	1149	1160	1176	1182	1196	1211	1250
4BD21WTCD	1193	1211	1228	1240	1248	1264	1281	1322
4BD24WTCD	1268	1289	1305	1320	1330	1344	1363	1409

- Includes Wood Tiered Cutlery Divider Drawer in top drawer.
- Exterior WTCD drawer box height is 3 3/4″, interior height of top tier is 1 5/8″, and interior height of bottom tier is 1 3/8″.

Modifications

AUTH	CBO	CCO	CFNTO	CFP	CFRMO	CND	EX	FB	FD	FDRW	FPEB	FTK	FTK_V	MI	NSCH	P	RD	RECTKALL	RECTKBK	RECTKL/R	RT	VTK
•	•	•	•		•		•	•			•	•	•						•	•		•

Construction Upgrades

APU	PEU
•	•

Base Wastebasket

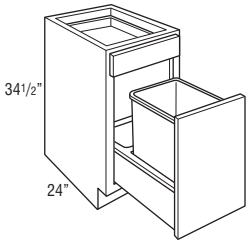

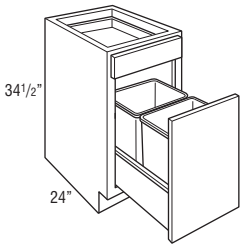

Price Point	1	2	3	4	5	6	7	8
BWB15	843	987	1056	1074	1145	1195	1269	1358
BWB18	971	1146	1215	1255	1320	1397	1483	1588
BWB21	1069	1261	1337	1382	1452	1537	1631	1747

- BWB15 includes one 35 qt. basket.
- BWB18 and BWB21 include two 35 qt. baskets.
- Construction has wastebasket pull-out using SofTouch guides.
- Bottom drawer is dovetailed.

Modifications

AUTH	CBO	CCO	CFNTO	CFP	CFRMO	CND	EX	FB	FD	FDRW	FPEB	FTK	FTK_V	MI	NSCH	P	RD	RECTKALL	RECTKBK	RECTKL/R	RT	VTK
•	•	•		•	•		•	•			•	•	•						•	•		•

Construction Upgrades

APU	PEU
•	•

Base Wastebasket, Full Height

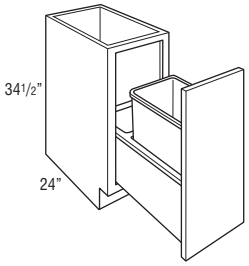

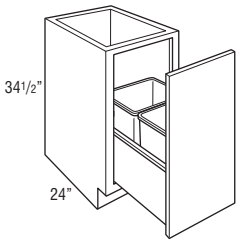

BWB15FH	759	888	950	967	1031	1076	1142	1222
BWB18FH2	874	1031	1094	1130	1188	1257	1335	1429
BWB21FH	962	1135	1203	1244	1307	1383	1468	1572

- BWB15FH includes one 50 qt. basket.
- BWB18FH2 includes two 35 qt. baskets.
- BWB21FH includes two 50 qt. baskets.
- Construction has wastebasket pull-out using SofTouch guides.
- Bottom drawer is dovetailed.

Modifications

AUTH	CBO	CCO	CFNTO	CFP	CFRMO	CND	EX	FB	FD	FDRW	FPEB	FTK	FTK_V	MI	NSCH	P	RD	RECTKALL	RECTKBK	RECTKL/R	RT	VTK
•	•	•			•		•	•			•	•	•						•	•		•

Construction Upgrades

APU	PEU
•	•

Base Wine Cubby

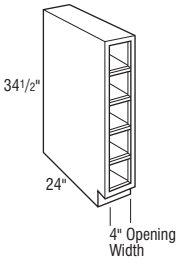

Price Point	1	2	3	4	5	6	7	8
BWC634.5	912	912	912	912	912	912	912	912

- Vertical application only.
- Matching interior.
- Reduced Depth only available in 3″ increments down to 12″.

Modifications

AUTH	CBO	CCO	CFNTO	CFP	CFRMO	CND	EX	FB	FD	FDRW	FPEB	FTK	FTK_V	MI	NSCH	P	RD	RECTKALL	RECTKBK	RECTKL/R	RT	VTK
					•			•			•	•		STD			•					•

Construction Upgrades

APU	PEU
•	

Base Pantry Pull-out

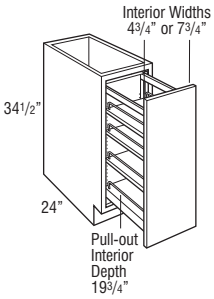

B9PO	793	858	870	932	945	967	1010	1092
B12PO	926	1010	1051	1061	1103	1117	1148	1197

- Full extension, SofTouch wood pull-out with 1 fixed shelf and 3 adjustable shelves with chrome finished side rails.

Modifications

AUTH	CBO	CCO	CFNTO	CFP	CFRMO	CND	EX	FB	FD	FDRW	FPEB	FTK	FTK_V	MI	NSCH	P	RD	RECTKALL	RECTKBK	RECTKL/R	RT	VTK
•		•			•		•	•			•	•							•	•		•

Construction Upgrades

APU	PEU
•	•

Base Utensil Pantry Pull-out

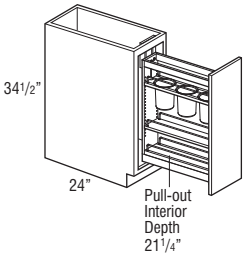

BUPP9	1192	1256	1268	1330	1343	1365	1409	1490
BUPP12	1324	1409	1449	1459	1501	1516	1547	1595

- All styles include a natural finish SofTouch wood pull-out with two adjustable shelves (including canister shelf) and one fixed shelf with chrome rail sides.
- Top shelf features three stainless steel canisters for utensils.
- The adjustable rear wall of the pull-out prevents items from falling behind the unit.
- BUPP9 canisters are 5.85″ tall and have an inside diameter of 4.3″.
- BUPP12 canisters are 6.7″ tall and have an inside diameter of 5″.

Modifications

AUTH	CBO	CCO	CFNTO	CFP	CFRMO	CND	EX	FB	FD	FDRW	FPEB	FTK	FTK_V	MI	NSCH	P	RD	RECTKALL	RECTKBK	RECTKL/R	RT	VTK
•		•			•		•	•			•	•							•	•		•

Construction Upgrades

APU	PEU
•	•

Base Utensil Pantry Pull-out with Knife Block

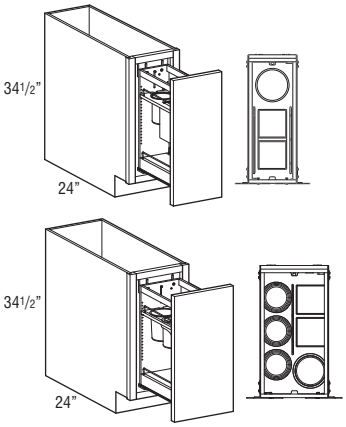

BUPPKB12	1862	1947	1987	1997	2039	2054	2085	2133
BUPPKB15	2276	2361	2401	2411	2453	2468	2498	2547

- Full extension, SofTouch wood pull-out with natural finish and one fixed shelf.
- BUPPKB12 features an adjustable shelf with two knife blocks, one stainless steel canister, four cutting boards, and one fixed shelf with chrome rails. Canister is 6.7″ tall and has an inside diameter of 5″.
- BUPPKB15 features an adjustable shelf with two knife blocks, four stainless steel canisters, four cutting boards, and one fixed shelf with chrome rails. Three canisters are 5.85″ tall and have an inside diameter of 4.3″, and one is 6.7″ tall with an inside diameter of 5″.
- Knife blocks feature movable flex rods that adjust to hold a multitude of knives.
- Includes adjustable rear wall for extra strength and stability.

Modifications

AUTH	CBO	CCO	CFNTO	CFP	CFRMO	CND	EX	FB	FD	FDRW	FPEB	FTK	FTK_V	MI	NSCH	P	RD	RECTKALL	RECTKBK	RECTKL/R	RT	VTK
•		•			•		•	•			•	•	•[1]						•	•		•

Construction Upgrades

APU	PEU
•	•

[1]FTKAV/FTKFV not available on BUPPKB12.

Base Corner Peninsula

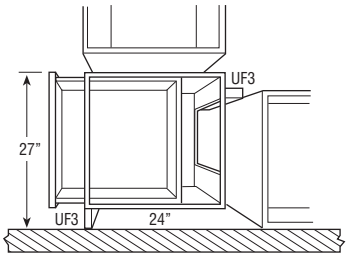

Price Point	1	2	3	4	5	6	7	8
BCP24B	767	895	939	999	1112	1160	1219	1317

- Cabinet width is 24″.
- Adjustable full depth shelf.
- Includes two 3″ fillers, shipped unattached. Fillers are required for drawer and door opening clearance of adjacent cabinets.
- Unfinished toekick on front (B24) and back (BCP) of cabinet.
- Will not accept roll trays.

Modifications

AUTH	CBO	CCO	CFNTO	CFP	CFRMO	CND	EX	FB	FD	FDRW	FPEB	FTK	FTK_V	MI	NSCH	P	RD	RECTKALL	RECTKBK	RECTKL/R	RT	VTK
•	•	•		•		•		•		•	•	•	•		•	STD	•		STD	•		•

Construction Upgrades

APU	PEU
•	•

Base Corner Peninsula with Full Height Door

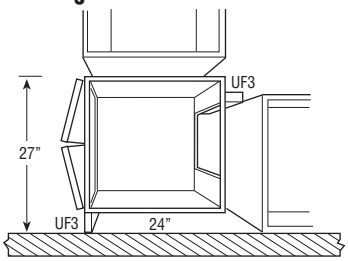

BCP24BFH	767	895	999	1009	1112	1160	1219	1317

- Cabinet width is 24″.
- Adjustable full depth shelf.
- Includes two 3″ fillers, shipped unattached. Fillers are required for drawer and door opening clearance of adjacent cabinets.
- Unfinished toekick on front (B24) and back (BCP) of cabinet.
- Will not accept roll trays.

Modifications

AUTH	CBO	CCO	CFNTO	CFP	CFRMO	CND	EX	FB	FD	FDRW	FPEB	FTK	FTK_V	MI	NSCH	P	RD	RECTKALL	RECTKBK	RECTKL/R	RT	VTK
•	•	•						•			•	•	•		•	STD	•		STD	•		•

Construction Upgrades

APU	PEU
•	•

30″ SuperCabinet™

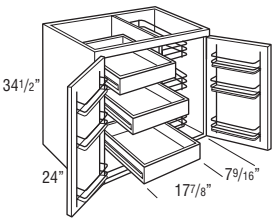

BSC30RTL

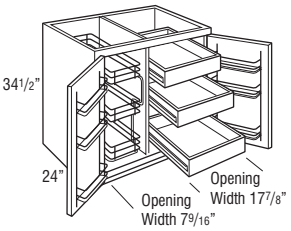

BSC30RTR

BSC30RTL	1602	1684	1729	1771	1786	1826	1897	1970
BSC30RTR	1602	1684	1729	1771	1786	1826	1897	1970

- Integrated SofTouch hinge not included. Premium door mechanism installed.
- Cabinets utilize 170° hinge. For sufficient pull-out clearance, 12″ of adjacent space is required for door to open 170° when installed near a wall or corner.
- Both doors have chrome and wood three-tiered 3″ deep racks.

Modifications

AUTH	CBO	CCO	CFNTO	CFP	CFRMO	CND	EX	FB	FD	FDRW	FPEB	FTK	FTK_V	MI	NSCH	P	RD	RECTKALL	RECTKBK	RECTKL/R	RT	VTK
•	•				•		•	•			•	•	•	•	STD			•	•	•		•

Construction Upgrades

APU	PEU
•	•

36″ SuperCabinet™

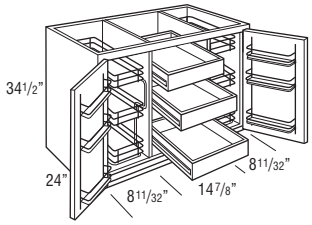

BSC36PRP	2237	2319	2363	2406	2418	2460	2532	2619

- Integrated SofTouch hinge not included. Premium door mechanism installed.
- Cabinets utilize 170° hinge. For sufficient pull-out clearance, 12″ of adjacent space is required for door to open 170° when installed near a wall or corner.
- Both doors have chrome and wood three-tiered 3″ deep racks.

Modifications

AUTH	CBO	CCO	CFNTO	CFP	CFRMO	CND	EX	FB	FD	FDRW	FPEB	FTK	FTK_V	MI	NSCH	P	RD	RECTKALL	RECTKBK	RECTKL/R	RT	VTK
•	•				•		•	•			•	•	•	•	STD			•	•	•		•

Construction Upgrades

APU	PEU
•	•

Base Cabinet with Mixer Lift

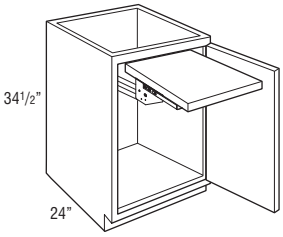

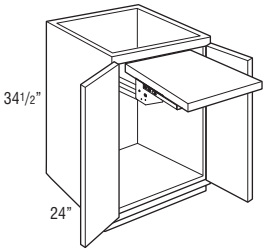

Price Point	1	2	3	4	5	6	7	8
B18FHMIX L or R	2084	2184	2223	2247	2287	2318	2362	2473
B21FHMIX L or R	2375	2475	2510	2546	2576	2619	2664	2768
B24FHMIX L or R	2676	2790	2834	2867	2910	2957	3000	3112
B24BFHMIX	2704	2827	2870	2910	2949	3005	3043	3172

- SofTouch mixer lift.
- Mixer shelf will be 3/4″ thick, mixer shelf dimensions:
  18″ wide: 11 3/4″ wide x 20″ deep.
  21″ wide: 14 3/4″ wide x 20″ deep.
  24″ wide: 17 3/4″ wide x 20″ deep.
- Maximum Weight Capacity for Mixer Shelf: 60 lbs.
- Mixer shelf locks in the fully open position. Release brackets lower the mixer shelf back into the cabinet.
- When installed in 34 1/2″ full height cabinet and in closed position, clearance above shelf is 17 5/8″; clearance below shelf is 7 3/4″.
- Mixer shelf is not intended to support mixer while mixer is in use.

Modifications

AUTH	CBO	CCO	CFNTO	CFP	CFRMO	CND	EX	FB	FD	FDRW	FPEB	FTK	FTK_V	MI	NSCH	P	RD	RECTKALL	RECTKBK	RECTKL/R	RT	VTK
•	•	•	•		•		•	•			•	•	•		•				•	•		•

Construction Upgrades

APU	PEU
STD	

Base Pull-out Filler, Plain

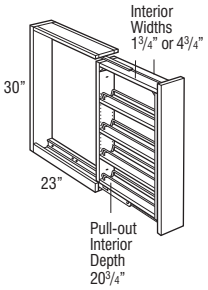

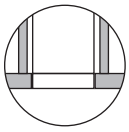

Top View

BPOF3PL	422	422	422	422	422	422	422	422
BPOF6PL	520	520	520	520	520	520	520	520

- Actual space required is 3 1/8″ and 6 1/8″ wide. May require trimming for top moulding applications or countertops that lip over the base top rail.
- Recommended installation between 2 cabinets.
- Can also be installed between a cabinet and a wall or between a cabinet and an end panel; requires 1/4″ space filler for clearance.
- For full access from both sides of unit, do not install against a wall or next to deeper appliances and cabinets.
- Filler is included but unattached.
- Install unit before removing shipping brace and attaching filler.
- Decorative hardware required on base units.
- Toekick not included; must be built up in the field.
- All styles feature a natural finish wood pull-out with adjustable shelves and chrome rail sides.
- Pull-out is full extension.

MODIFICATIONS
No modifications available for these products.

Base Pull-out Filler, Overlay

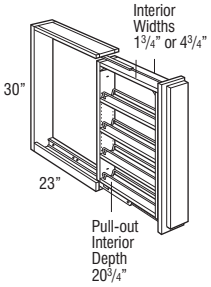

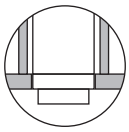

Top View

BPOF3OV	446	446	446	446	446	446	446	446
BPOF6OV	572	572	572	572	572	572	572	572

- Actual space required is 3 1/8″ and 6 1/8″ wide. May require trimming for top moulding applications or countertops that lip over the base top rail.
- Recommended installation between 2 cabinets.
- Can also be installed between a cabinet and a wall or between a cabinet and an end panel; requires 1/4″ space filler for clearance.
- For full access from both sides of unit, do not install against a wall or next to deeper appliances and cabinets.
- Filler is included but unattached.
- Install unit before removing shipping brace and attaching filler.
- Overlay application includes profiled full overlay filler.
- Waldron PureStyle™ overlays will be painted hardwood.
- Decorative hardware required on base units.
- Toekick not included; must be built up in the field.
- All styles feature a natural finish wood pull-out with adjustable shelves and chrome rail sides.
- Pull-out is full extension.

MODIFICATIONS
No modifications available for these products.

HOMECREST® CABINETRY

UNIVERSAL ACCESS NOMENCLATURE

All UA Cabinets are 32 1/2″ high unless otherwise noted.

B1232.5

Cabinet Type — Cabinet Width — Cabinet Height

MODIFICATIONS

Mod.	Description	Mod.	Description
CBO	Cabinet Box Only	FB	Finished Ends
CCO	Cabinet Case Only	FD	Full Depth Shelf
CFNTO	Cabinet Front Only	FDRW	Furniture Board Drawer
CFP	Cabinet False Panel	FPEB	Furniture Finished Plywood End Panels
CFRMO	Cabinet Frame Only	MI	Matching Interior
CND	Cabinet with No Door, with Drawer	NSCH	Non SofTouch Hinge
		RD	Reduced Depth
EXL	Extended Stile Left	RT	Roll Tray
EXR	Extended Stile Right	VTK	Void Toekick

CONSTRUCTION UPGRADES

Mod.	Description
APU	All-plywood Unfinished
PEU	Plywood Ends Unfinished

MODIFICATIONS GRID KEY

•	Available
STD	Standard on these cabinets

Universal Access Base, Single Door

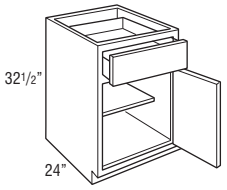

Price Point	1	2	3	4	5	6	7	8
B1232.5 L or R	380	464	504	515	558	571	602	650
B1532.5 L or R	401	488	527	541	577	600	633	683
B1832.5 L or R	432	522	559	579	615	644	682	738
B2132.5 L or R	470	562	595	625	651	691	734	793

• Adjustable 15″ deep shelf.

Modifications

CBO	CCO	CFNTO	CFP	CFRMO	CND	EX	FB	FD	FDRW	FPEB	MI	NSCH	RD	RT	VTK
•	•	•	•	•	•	•	•	•	•	•	•	•	•	•	•

Construction Upgrades

APU	PEU
•	•

Universal Access Base, Double Door

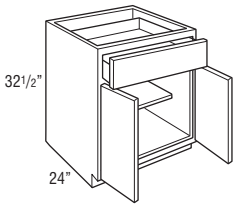

B2432.5B	544	653	698	731	767	818	853	923
B3032.5B	670	796	839	887	1001	1041	1094	1183
B3632.5B	741	880	924	978	1094	1148	1209	1307

• Adjustable 15″ deep shelf.

Modifications

CBO	CCO	CFNTO	CFP	CFRMO	CND	EX	FB	FD	FDRW	FPEB	MI	NSCH	RD	RT	VTK
•	•	•	•	•	•	•	•	•	•	•	•	•	•	•	•

Construction Upgrades

APU	PEU
•	•

Universal Access Three Drawer Base

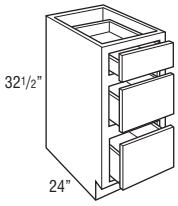

3BD1532.5	642	662	675	689	695	710	725	765
3BD1832.5	680	703	715	732	739	751	769	810
3BD2432.5	781	806	822	837	845	864	879	930

Modifications

CBO	CCO	CFNTO	CFP	CFRMO	CND	EX	FB	FD	FDRW	FPEB	MI	NSCH	RD	RT	VTK
•	•	•	•	•		•	•		•	•			•		•

Construction Upgrades

APU	PEU
•	•

Universal Access Sink Base

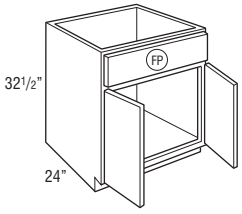

SB3032.5B	527	631	679	704	755	796	842	908
SB3632.5B	571	689	764	768	842	901	951	1027

Modifications

CBO	CCO	CFNTO	CFP	CFRMO	CND	EX	FB	FD	FDRW	FPEB	MI	NSCH	RD	RT	VTK
	•	•	STD	•		•	•			•	•	•	•		•

Construction Upgrades

APU	PEU
•	•

Universal Access Sink Base, Removable

Price Point	1	2	3	4	5	6	7	8
UASBRF3032.5	635	739	809	822	887	923	966	1046
UASBRF3632.5	694	807	893	897	984	1040	1093	1182

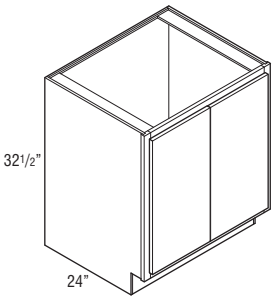

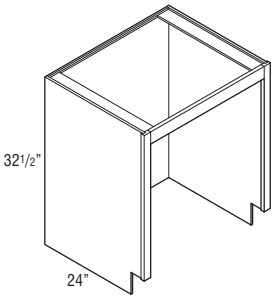

Shown with front, cabinet bottom, and toekick removed.

- Cabinet must be supported on both sides. For end of run, cabinet must be anchored to the floor.
- Front, cabinet bottom, and toekick are removable.

Modifications

CBO	CCO	CFNTO	CFP	CFRMO	CND	EX	FB	FD	FDRW	FPEB	MI	NSCH	RD	RT	VTK
	•									•	•	•			

Construction Upgrades

APU	PEU
STD	

Universal Access Sink Base, Removable, 34 1/2″ High

UASBRF30	635	739	809	822	887	923	966	1046
UASBRF36	694	807	893	897	984	1040	1093	1182

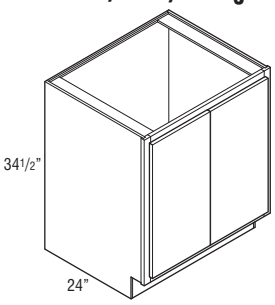

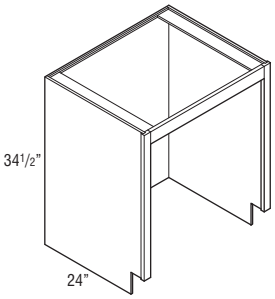

Shown with front, cabinet bottom, and toekick removed.

- Cabinet must be supported on both sides. For end of run, cabinet must be anchored to the floor.
- Front, cabinet bottom, and toekick are removable.

Modifications

CBO	CCO	CFNTO	CFP	CFRMO	CND	EX	FB	FD	FDRW	FPEB	MI	NSCH	RD	RT	VTK
	•									•	•	•			

Construction Upgrades

APU	PEU
STD	

Price Point	1	2	3	4	5	6	7	8
BC3632.5SS L or R	1782	1917	1928	2070	2093	2117	2248	2432

Universal Access Base Corner Super Susan with Wood Shelves

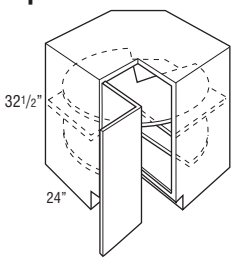

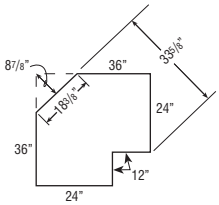

Due to fixed shelf mounting, shelves cannot be retrofitted.

- Includes two 32″ diameter wood shelves that spin independently.
- Decorative hardware screws must be countersunk to prevent scratching of adjacent cabinets and face frame.

Modifications

CBO	CCO	CFNTO	CFP	CFRMO	CND	EX	FB	FD	FDRW	FPEB	MI	NSCH	RD	RT	VTK
•							•			•		STD			•

Construction Upgrades

APU	PEU
•	•

BMWD3032.5	884	911	930	947	957	975	996	1052

Universal Access Base Microwave with Deep Drawer

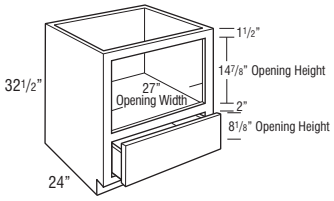

- 1 deep drawer below microwave.
- Matching Interior.

Modifications

CBO	CCO	CFNTO	CFP	CFRMO	CND	EX	FB	FD	FDRW	FPEB	MI	NSCH	RD	RT	VTK
•	•			•		•	STD			•	STD		•		•

Construction Upgrades

APU	PEU

VWS2723	791	791	791	791	791	791	791	791
VWS3023	842	842	842	842	842	842	842	842
VWS3323	895	895	895	895	895	895	895	895

Vanity Wall Sink

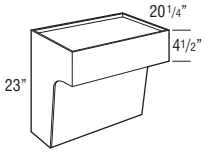

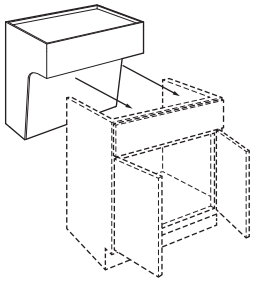

- Matching Interior.
- Recommended installation height of 32″ high with 9″ of clearance below.
- Front panel is attached with clips for easy removal for access to plumbing.
- Finished veneer plywood exterior and interior.
- For proper installation, cabinet must be secured on each side through both the top and bottom of the back panel into wall studs. Installation instructions and required 3 1/2″ installation screws included, standard 2 1/2″ installation screws are not sufficient in this application.
- Features a full cabinet top that can be routed for sink installation.
- Approximate weight limit is 400 lbs. per cabinet (includes weight of the cabinet, countertop and contents). Proper installation is required and additional bracing may be required.
- Includes connector clips to mount the sink base to the Removable Vanity Sink Base (RVWS..32). RVWS..32 not included, see below.

Modifications

CBO	CCO	CFNTO	CFP	CFRMO	CND	EX	FB	FD	FDRW	FPEB	MI	NSCH	RD	RT	VTK
										STD	STD				

Construction Upgrades

APU	PEU

RVWS3032B	635	739	809	822	887	923	966	1046
RVWS3332B	679	797	876	887	967	1004	1056	1142
RVWS3632B	694	807	893	897	984	1040	1093	1182

Removable Vanity Sink Base

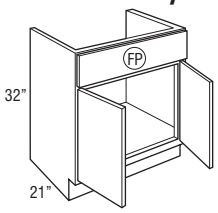

- Must be ordered with Vanity Wall Sink (VWS..23), not designed to be a stand-alone unit.
  - RVWS3032B is compatible with VWS2723
  - RVWS3332B is compatible with VWS3023
  - RVWS3632B is compatible with VWS3323
- Cabinet is able to be removed for handicap accessible use.
- Includes connector clips to mount the sink base to the Vanity Wall Sink (VWS..23).
- RVWS units are 32″ high to match standard vanity cabinets.

Modifications

CBO	CCO	CFNTO	CFP	CFRMO	CND	EX	FB	FD	FDRW	FPEB	MI	NSCH	RD	RT	VTK
	•	•		•						STD	•	•			

Construction Upgrades

APU	PEU
STD	

HOMECREST® CABINETRY

TALL CABINET NOMENCLATURE

U248424

Cabinet Type — Cabinet Width — Cabinet Height — Cabinet Depth

MODIFICATIONS GRID KEY

•	Available
STD	Standard on these cabinets

MODIFICATIONS

Mod.	Description	Mod.	Description	Mod.	Description	Mod.	Description
ACS	Appliance Cut-out, Single	CFRMO	Cabinet Frame Only	FPEB	Furniture Finished Plywood End Panels	MI	Matching Interior
AUTHB	Authentic Ends Both	CND	Cabinet with No Door, with Drawer	FTK	Flush Toekick	NSCH	Non SofTouch Hinge
AUTHL	Authentic End Left	EXL	Extended Stile Left	FTKAV	Flush Toekick Arch	RD	Reduced Depth
AUTHR	Authentic End Right	EXR	Extended Stile Right	FTKFV	Flush Toekick Furniture	RECTKL	Recessed Toekick Left
CBO	Cabinet Box Only	FB	Finished Ends	FULL	Full Overlay	RECTKR	Recessed Toekick Right
CCO	Cabinet Case Only	FDRW	Furniture Board Drawer	MFO	Modified Full Overlay	RT	Roll Tray
CFNTO	Cabinet Front Only					VTK	Void Toekick

CONSTRUCTION UPGRADES

Mod.	Description
APU	All-plywood Unfinished
PEU	Plywood Ends Unfinished

DECORATIVE DOOR OPTIONS

Mod.	Description
CG	Cut-for-glass Doors

Utility, 84″, 87″, or 90″ Tall, 12″ Deep

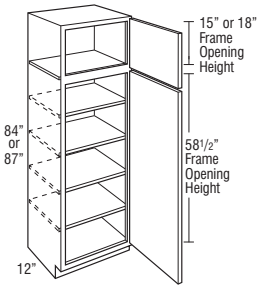

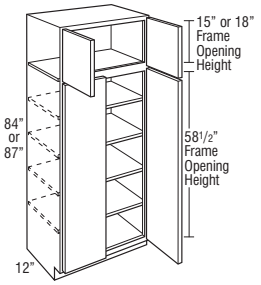

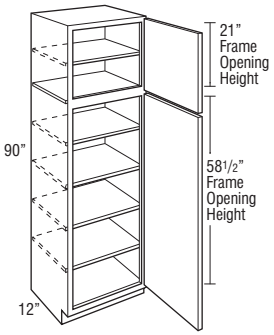

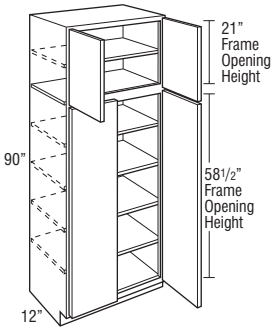

Price Point	1	2	3	4	5	6	7	8
U128412 L or R	795	902	981	995	1073	1086	1186	1244
U158412 L or R	806	912	995	1006	1085	1100	1200	1257
U188412 L or R	902	1024	1094	1126	1197	1214	1323	1382
U218412 L or R	1002	1130	1197	1244	1306	1324	1440	1515
U248412 L or R	1124	1270	1319	1397	1436	1455	1584	1664
U128712 L or R	824	928	1006	1017	1101	1133	1229	1330
U158712 L or R	835	938	1020	1029	1115	1146	1245	1345
U188712 L or R	932	1049	1133	1156	1234	1265	1375	1480
U218712 L or R	1031	1166	1239	1283	1353	1381	1500	1616
U248712 L or R	1149	1305	1370	1433	1494	1522	1661	1784
U248412B	1174	1328	1380	1462	1505	1525	1658	1742
U278412	1300	1470	1515	1618	1653	1676	1836	1928
U308412	1414	1597	1639	1759	1789	1795	2001	2102
U338412	1495	1671	1709	1835	1863	1938	2101	2267
U368412	1572	1737	1775	1906	1932	2075	2195	2425
U248712B	1204	1366	1433	1503	1565	1595	1742	1872
U278712	1330	1519	1580	1668	1723	1769	1931	2073
U308712	1442	1660	1713	1823	1867	1931	2107	2263
U338712	1527	1740	1799	1913	1960	2066	2220	2418
U368712	1608	1818	1881	1999	2047	2196	2327	2565
U129012 L or R	824	928	1006	1017	1101	1133	1229	1330
U159012 L or R	835	938	1020	1029	1115	1146	1245	1345
U189012 L or R	932	1049	1133	1156	1234	1265	1375	1480
U219012 L or R	1031	1166	1239	1283	1353	1381	1500	1616
U249012 L or R	1149	1305	1370	1433	1494	1522	1661	1784
U249012B	1204	1366	1433	1503	1565	1595	1742	1872
U279012	1330	1519	1580	1668	1723	1769	1931	2073
U309012	1442	1660	1713	1823	1867	1931	2107	2263
U339012	1527	1740	1799	1913	1960	2066	2220	2418
U369012	1608	1818	1881	1999	2047	2196	2327	2565

- Four full depth adjustable shelves are included on 84″ and 87″ tall.
- Five full depth adjustable shelves are included on 90″ tall.
- Tall mitered door styles and PureStyle™ door styles will feature one center panel, other door styles will feature two center panels.

Modifications

ACS	AUTH	CBO	CCO	CFNTO	CFRMO	CND	EX	FB	FDRW	FPEB	FTK	FTK_V	FULL/MFO	MI	NSCH	RD	RECTKL/R	RT	VTK
	•	•	•	•	•		•	•		•	•	•[1]	•	•	•		•		•

Construction Upgrades

APU	PEU
•	•

Decorative Door Options

CG

[1]FTKAV/FTKFV not available on U128412, U128712, and U129012.

HOMECREST CABINETRY

Utility, 93″ or 96″ Tall, 12″ Deep

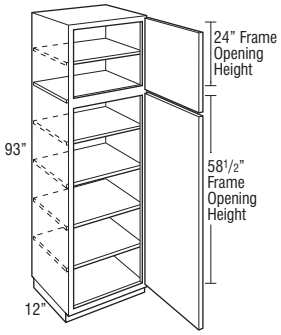

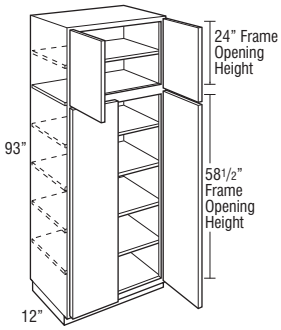

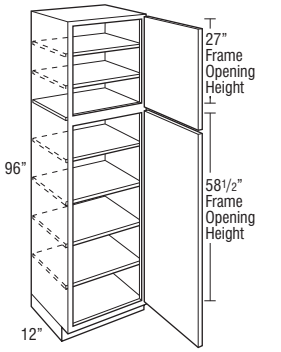

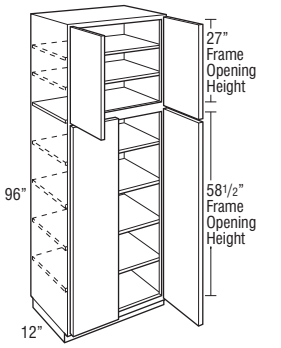

Price Point	1	2	3	4	5	6	7	8
U129312 L or R	847	943	1029	1041	1123	1200	1280	1409
U159312 L or R	857	956	1042	1054	1137	1215	1295	1426
U189312 L or R	959	1076	1156	1182	1265	1344	1432	1583
U219312 L or R	1057	1190	1277	1311	1393	1475	1567	1725
U249312 L or R	1173	1344	1420	1480	1548	1625	1732	1905
U249312B	1229	1410	1487	1551	1623	1701	1817	1996
U279312	1356	1569	1641	1727	1791	1889	2020	2214
U309312	1472	1717	1785	1892	1948	2064	2211	2421
U339312	1582	1803	1865	1984	2031	2174	2318	2544
U369312	1685	1884	1939	2069	2109	2277	2421	2599
U129612 L or R	847	943	1029	1041	1123	1200	1280	1409
U159612 L or R	857	956	1042	1054	1137	1215	1295	1426
U189612 L or R	959	1076	1156	1182	1265	1344	1432	1539
U219612 L or R	1057	1190	1277	1311	1393	1475	1567	1725
U249612 L or R	1173	1344	1420	1480	1548	1625	1732	1905
U249612B	1229	1410	1487	1551	1623	1701	1817	1996
U279612	1356	1569	1641	1727	1791	1889	2020	2214
U309612	1472	1717	1785	1892	1948	2064	2211	2421
U339612	1582	1803	1865	1984	2031	2174	2318	2544
U369612	1685	1884	1939	2069	2109	2277	2421	2660

- Five full depth adjustable shelves are included on 93″ tall.
- Six full depth adjustable shelves are included on 96″ tall.
- Toekick assembly shipped unattached, unless FTK options are selected.
- Tall mitered door styles and PureStyle™ door styles will feature one center panel, other door styles will feature two center panels.

Modifications

ACS	AUTH	CBO	CCO	CFNTO	CFRMO	CND	EX	FB	FDRW	FPEB	FTK	FTK_V	FULL/MFO	MI	NSCH	RD	RECTKL/R	RT	VTK
	•	•	•	•	•		•	•		•	•	•[1]	•	•	•				

Construction Upgrades

APU	PEU
•	•

Decorative Door Options

CG

[1]FTKAV/FTKFV not available on U129312 and U129612.

Utility, 84″, 87″, or 90″ Tall, 24″ Deep

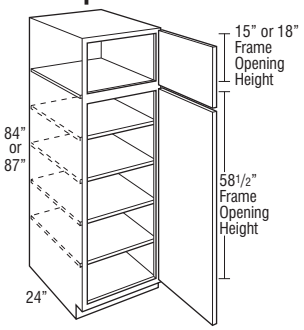

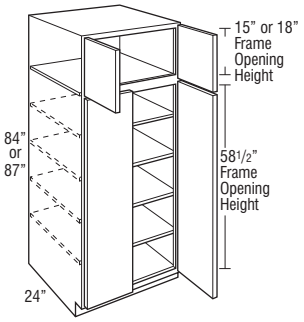

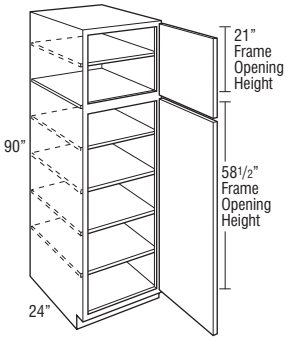

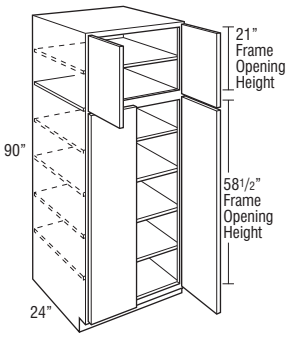

Price Point	1	2	3	4	5	6	7	8
U128424 L or R	932	1045	1127	1160	1225	1241	1362	1423
U158424 L or R	949	1061	1143	1178	1244	1260	1383	1444
U188424 L or R	1053	1179	1251	1292	1360	1378	1512	1580
U218424 L or R	1168	1295	1373	1420	1489	1509	1652	1731
U248424 L or R	1320	1444	1524	1583	1658	1679	1833	1917
U128724 L or R	956	1079	1150	1183	1250	1317	1427	1535
U158724 L or R	973	1097	1167	1200	1269	1336	1447	1558
U188724 L or R	1078	1211	1284	1324	1398	1459	1583	1701
U218724 L or R	1200	1330	1414	1457	1538	1592	1727	1854
U248724 L or R	1355	1494	1575	1636	1716	1757	1906	2045
U248424B	1375	1508	1591	1654	1733	1754	1917	2005
U278424	1519	1652	1741	1812	1894	1897	2110	2213
U308424	1668	1801	1898	1974	2061	2078	2308	2421
U338424	1743	1908	1962	2091	2134	2223	2406	2592
U368424	1825	2021	2035	2214	2214	2372	2510	2771
U248724B	1414	1559	1646	1710	1794	1838	1995	2143
U278724	1560	1710	1811	1878	1973	2021	2198	2360
U308724	1712	1869	1982	2049	2155	2209	2409	2578
U338724	1789	1987	2064	2182	2245	2355	2529	2747
U368724	1873	2114	2153	2319	2341	2509	2660	2922
U129024 L or R	956	1079	1150	1183	1250	1317	1427	1535
U159024 L or R	973	1097	1167	1200	1269	1336	1447	1558
U189024 L or R	1078	1211	1284	1324	1398	1459	1583	1701
U219024 L or R	1200	1330	1414	1457	1538	1592	1727	1854
U249024 L or R	1355	1494	1575	1636	1716	1757	1906	2045
U249024B	1414	1559	1646	1710	1794	1838	1995	2143
U279024	1560	1710	1811	1878	1973	2021	2198	2360
U309024	1712	1869	1982	2049	2155	2209	2409	2578
U339024	1789	1987	2064	2182	2245	2355	2529	2747
U369024	1873	2114	2153	2319	2341	2509	2660	2922

- Four full depth adjustable shelves are included on 84″ and 87″ tall.
- Five full depth adjustable shelves are included on 90″ tall.
- Tall mitered door styles and PureStyle™ door styles will feature one center panel, other door styles will feature two center panels.

Modifications

ACS	AUTH	CBO	CCO	CFNTO	CFRMO	CND	EX	FB	FDRW	FPEB	FTK	FTK_V	FULL/MFO	MI	NSCH	RD	RECTKL/R	RT	VTK
	•	•	•	•	•		•	•		•	•	•[1]	•	•	•	•	•	•	•

Construction Upgrades

APU	PEU
•	•

Decorative Door Options

CG

[1]FTKAV/FTKFV not available on U128424, U128724, and U129024.

HOMECREST CABINETRY

Utility, 93″ or 96″ Tall, 24″ Deep

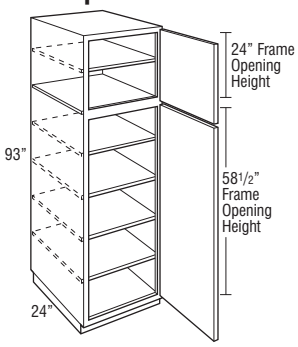

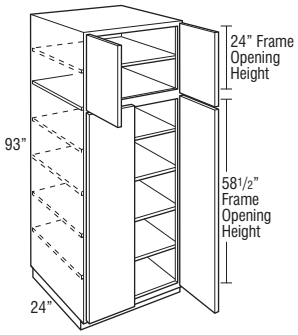

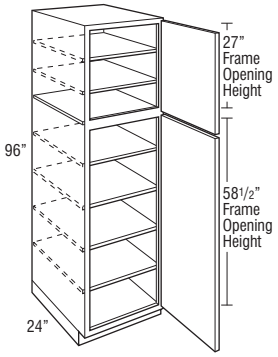

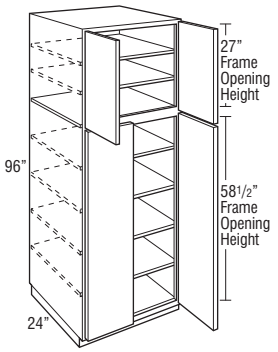

Price Point	1	2	3	4	5	6	7	8
U129324 L or R	985	1099	1180	1203	1279	1405	1492	1637
U159324 L or R	1000	1116	1198	1223	1299	1424	1513	1659
U189324 L or R	1113	1236	1318	1354	1435	1550	1647	1813
U219324 L or R	1231	1367	1451	1495	1578	1694	1802	1975
U249324 L or R	1391	1538	1630	1685	1773	1868	1984	2177
U249324B	1451	1606	1704	1761	1853	1955	2077	2279
U279324	1600	1770	1878	1941	2044	2150	2286	2508
U309324	1754	1939	2056	2126	2239	2351	2502	2739
U339324	1853	2060	2135	2259	2323	2470	2630	2882
U369324	1958	2186	2220	2398	2417	2600	2767	3034
U129624 L or R	985	1099	1180	1203	1279	1405	1492	1637
U159624 L or R	1000	1116	1198	1223	1299	1424	1513	1659
U189624 L or R	1113	1236	1318	1354	1435	1550	1647	1813
U219624 L or R	1231	1367	1451	1495	1578	1694	1802	1975
U249624 L or R	1391	1538	1630	1685	1773	1868	1984	2177
U249624B	1451	1606	1704	1761	1853	1955	2077	2279
U279624	1600	1770	1878	1941	2044	2150	2286	2508
U309624	1754	1939	2056	2126	2239	2351	2502	2739
U339624	1853	2060	2135	2259	2323	2470	2630	2882
U369624	1958	2186	2220	2398	2417	2600	2767	3034

- Five full depth adjustable shelves are included on 93″ tall.
- Six full depth adjustable shelves are included on 96″ tall.
- Toekick assembly shipped unattached, unless FTK options are selected.
- Tall mitered door styles and PureStyle™ door styles will feature one center panel, other door styles will feature two center panels.

Modifications

ACS	AUTH	CBO	CCO	CFNTO	CFRMO	CND	EX	FB	FDRW	FPEB	FTK	FTK_V	FULL/MFO	MI	NSCH	RD	RECTKL/R	RT	VTK
	•	•	•	•	•		•	•		•	•	•[1]	•	•	•	•		•	

Construction Upgrades

APU	PEU
•	•

Decorative Door Options

CG

[1] FTKAV/FTKFV not available on U129324 and U129624.

Utility with Roll Trays, 84″, 87″, or 90″ Tall, 24″ Deep

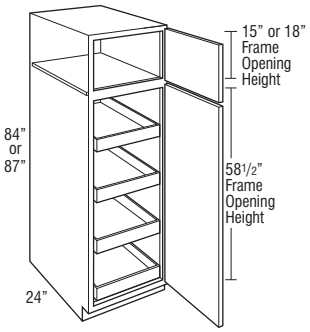

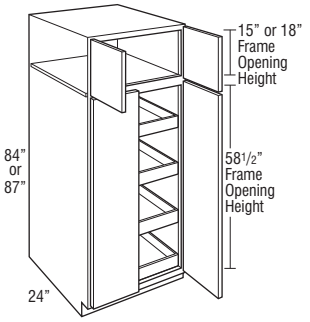

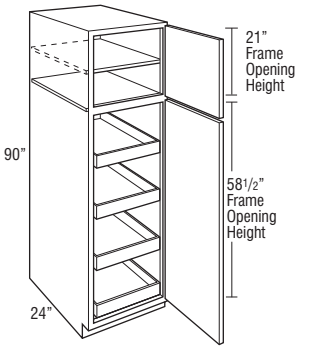

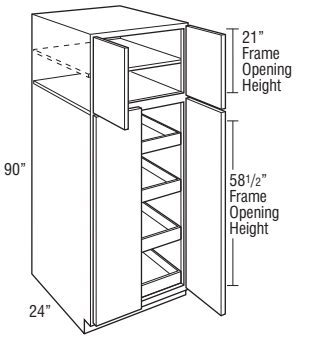

Price Point	1	2	3	4	5	6	7	8
U128424RT L or R	1202	1315	1397	1430	1495	1511	1632	1693
U158424RT L or R	1211	1323	1405	1440	1506	1522	1645	1706
U188424RT L or R	1305	1431	1503	1544	1612	1630	1764	1832
U218424RT L or R	1399	1526	1604	1651	1720	1740	1883	1962
U248424RT L or R	1529	1653	1733	1792	1867	1888	2042	2126
U128724RT L or R	1226	1349	1420	1453	1520	1587	1697	1805
U158724RT L or R	1235	1359	1429	1462	1531	1598	1709	1820
U188724RT L or R	1330	1463	1536	1576	1650	1711	1835	1953
U218724RT L or R	1431	1561	1645	1688	1769	1823	1958	2085
U248724RT L or R	1564	1703	1784	1845	1925	1966	2115	2254
U248424BRT	1584	1717	1800	1863	1942	1963	2126	2214
U278424BRT	1712	1845	1934	2005	2087	2090	2303	2406
U308424BRT	1840	1973	2070	2146	2233	2250	2480	2593
U338424BRT	1900	2065	2119	2248	2291	2380	2563	2749
U368424BRT	1960	2156	2170	2349	2349	2507	2645	2906
U248724BRT	1623	1768	1855	1919	2003	2047	2204	2352
U278724BRT	1753	1903	2004	2071	2166	2214	2391	2553
U308724BRT	1884	2041	2154	2221	2327	2381	2581	2750
U338724BRT	1946	2144	2221	2339	2402	2512	2686	2904
U368724BRT	2008	2249	2288	2454	2476	2644	2795	3057
U129024RT L or R	1226	1349	1420	1453	1520	1587	1697	1805
U159024RT L or R	1235	1359	1429	1462	1531	1598	1709	1820
U189024RT L or R	1330	1463	1536	1576	1650	1711	1835	1953
U219024RT L or R	1431	1561	1645	1688	1769	1823	1958	2085
U249024RT L or R	1564	1703	1784	1845	1925	1966	2115	2254
U249024BRT	1623	1768	1855	1919	2003	2047	2204	2352
U279024BRT	1753	1903	2004	2071	2166	2214	2391	2553
U309024BRT	1884	2041	2154	2221	2327	2381	2581	2750
U339024BRT	1946	2144	2221	2339	2402	2512	2686	2904
U369024BRT	2008	2249	2288	2454	2476	2644	2795	3057

- 4 wood roll trays standard.
- One adjustable shelf included on 90" tall.
- Depth can be reduced to a minimum of 18″.
- Tall mitered door styles and PureStyle™ door styles will feature one center panel, other door styles will feature two center panels.

Modifications

ACS	AUTH	CBO	CCO	CFNTO	CFRMO	CND	EX	FB	FDRW	FPEB	FTK	FTK_V	FULL/MFO	MI	NSCH	RD	RECTKL/R	RT	VTK
	•	•	•	•	•		•	•		•	•	•[1]	•	•	•	•	•	STD	•

Construction Upgrades

APU	PEU
•	•

Decorative Door Options

CG

[1]FTKAV/FTKFV not available on U128424RT, U128724RT, and U129024RT.

HOMECREST CABINETRY

Utility with Roll Trays, 93″ or 96″ Tall, 24″ Deep

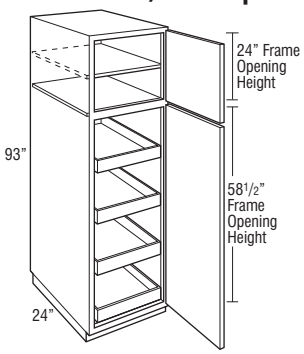

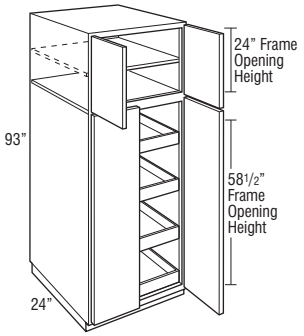

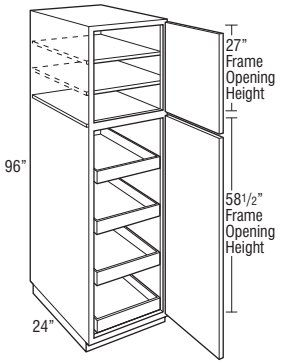

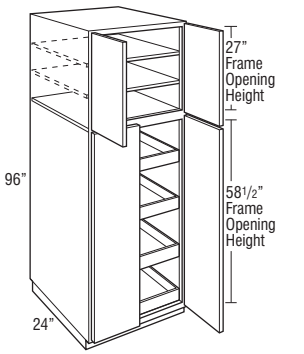

Price Point	1	2	3	4	5	6	7	8
U129324RT L or R	1255	1369	1450	1473	1549	1675	1762	1907
U159324RT L or R	1262	1378	1460	1485	1561	1686	1775	1921
U189324RT L or R	1365	1488	1570	1606	1687	1802	1899	2065
U219324RT L or R	1462	1598	1682	1726	1809	1925	2033	2206
U249324RT L or R	1600	1747	1839	1894	1982	2077	2193	2386
U249324BRT	1660	1815	1913	1970	2062	2164	2286	2488
U279324BRT	1793	1963	2071	2134	2237	2343	2479	2701
U309324BRT	1926	2111	2228	2298	2411	2523	2674	2911
U339324BRT	2010	2217	2292	2416	2480	2627	2787	3039
U369324BRT	2093	2321	2355	2533	2552	2735	2902	3169
U129624RT L or R	1255	1369	1450	1473	1549	1675	1762	1907
U159624RT L or R	1262	1378	1460	1485	1561	1686	1775	1921
U189624RT L or R	1365	1488	1570	1606	1687	1802	1899	2065
U219624RT L or R	1462	1598	1682	1726	1809	1925	2033	2206
U249624RT L or R	1600	1747	1839	1894	1982	2077	2193	2386
U249624BRT	1660	1815	1913	1970	2062	2164	2286	2488
U279624BRT	1793	1963	2071	2134	2237	2343	2479	2701
U309624BRT	1926	2111	2228	2298	2411	2523	2674	2911
U339624BRT	2010	2217	2292	2416	2480	2627	2787	3039
U369624BRT	2093	2321	2355	2533	2552	2735	2902	3169

- Toekick assembly shipped unattached, unless FTK options are selected.
- 4 wood roll trays standard.
- One adjustable shelf included on 93″ tall.
- Two adjustable shelves included on 96″ tall.
- Depth can be reduced to a minimum of 18″.
- Tall mitered door styles and PureStyle™ door styles will feature one center panel, other door styles will feature two center panels.

Modifications

ACS	AUTH	CBO	CCO	CFNTO	CFRMO	CND	EX	FB	FDRW	FPEB	FTK	FTK_V	FULL/MFO	MI	NSCH	RD	RECTKL/R	RT	VTK
	•	•	•	•	•		•	•		•	•	•[1]	•	•	•	•		STD	

Construction Upgrades

APU	PEU
•	•

Decorative Door Options

CG

[1]FTKAV/FTKFV not available on U129324RT and U129624RT.

Single Oven Cabinet, 84″, 87″, 90″, 93″, or 96″ Tall, 24″ Deep

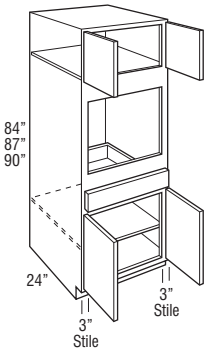

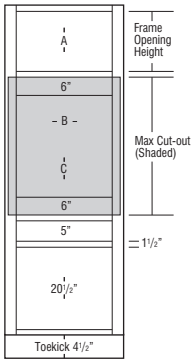

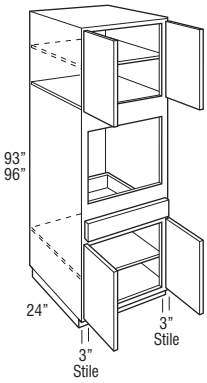

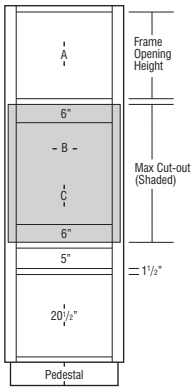

Price Point	1	2	3	4	5	6	7	8
OSB3084	1569	1743	1751	1914	1918	1947	2160	2275
OSB31.584	1626	1819	1841	2010	2024	2063	2265	2389
OSB3384	1683	1895	1931	2105	2129	2178	2370	2502
OSB3087	1828	1879	1940	2075	2158	2196	2365	2606
OSB31.587	1909	1968	2028	2171	2259	2315	2485	2749
OSB3387	1990	2056	2116	2266	2359	2433	2605	2892
OSB3090	1828	1879	1940	2075	2158	2196	2365	2606
OSB31.590	1909	1968	2028	2171	2259	2315	2485	2749
OSB3390	1990	2056	2116	2266	2359	2433	2605	2892
OSB3093	1863	1980	1986	2180	2216	2308	2492	2745
OSB31.593	1947	2071	2078	2279	2314	2427	2624	2884
OSB3393	2031	2161	2169	2378	2412	2545	2755	3022
OSB3096	1863	1980	1986	2180	2216	2308	2492	2745
OSB31.596	1947	2071	2078	2279	2314	2427	2624	2884
OSB3396	2031	2161	2169	2378	2412	2545	2755	3022

- Uses face mount hinges, doors and drawer fronts have a consistent width reveal for full/modified full overlay (1/4″) and traditional overlay (1″).
- Base section will utilize a full depth shelf.
- 90″, 93″, and 96″ tall include full depth adjustable shelves in upper section:
  90″ and 93″ tall - one shelf
  96″ tall - two shelves
- Toekick assembly shipped unattached on 93″ and 96″, unless FTK options are selected.
- Oven cavity is standard interior.
- All top and bottom cross rails are 1 1/2″ wide.
- All cabinets have 3″ stiles on frame.
- Be sure to confirm a heat shield is built into your appliance by the manufacturer or install the heat shield included with your appliance. Heat shields are sold separately as an accessory.
- Depth can be reduced to a minimum of 18″.
- Oven Installation Kit included for 24″ deep cabinets and has a 400 lb. weight limit.
- Maximum cut-out dimension will allow 1/4″ reveal for doors and drawer fronts on full/modified full overlay and 1″ for traditional overlay for trim kit face clearance.
- Oven cabinet cut-out is shaded in gray and is cut out on job site.

	A	B		C		Door Height (Upper Section)		
	Frame Opening Height	Cut-out Width		Cut-out Height				
		Min.	Max.	Min.	Max.	Traditional Overlay	Full Overlay	Modified Full Overlay
OSB3084	15″	24″	28 1/2″	22 1/2″	31 1/2″	16″	17 1/2″	16 3/4″
OSB31.584	15″	25 1/2″	30″	22 1/2″	31 1/2″	16″	17 1/2″	16 3/4″
OSB3384	15″	27″	31 1/2″	22 1/2″	31 1/2″	16″	17 1/2″	16 3/4″
OSB3087	18″	24″	28 1/2″	22 1/2″	31 1/2″	19″	20 1/2″	19 3/4″
OSB31.587	18″	25 1/2″	30″	22 1/2″	31 1/2″	19″	20 1/2″	19 3/4″
OSB3387	18″	27″	31 1/2″	22 1/2″	31 1/2″	19″	20 1/2″	19 3/4″
OSB3090	21″	24″	28 1/2″	22 1/2″	31 1/2″	22″	23 1/2″	22 3/4″
OSB31.590	21″	25 1/2″	30″	22 1/2″	31 1/2″	22″	23 1/2″	22 3/4″
OSB3390	21″	27″	31 1/2″	22 1/2″	31 1/2″	22″	23 1/2″	22 3/4″
OSB3093	24″	24″	28 1/2″	22 1/2″	31 1/2″	25″	26 1/2″	25 3/4″
OSB31.593	24″	25 1/2″	30″	22 1/2″	31 1/2″	25″	26 1/2″	25 3/4″
OSB3393	24″	27″	31 1/2″	22 1/2″	31 1/2″	25″	26 1/2″	25 3/4″
OSB3096	27″	24″	28 1/2″	22 1/2″	31 1/2″	28″	29 1/2″	28 3/4″
OSB31.596	27″	25 1/2″	30″	22 1/2″	31 1/2″	28″	29 1/2″	28 3/4″
OSB3396	27″	27″	31 1/2″	22 1/2″	31 1/2″	28″	29 1/2″	28 3/4″

Modifications

ACS	AUTH	CBO	CCO	CFNTO	CFRMO	CND	EX	FB	FDRW	FPEB	FTK	FTK_V	FULL/MFO	MI	NSCH	RD	RECTKL/R	RT	VTK
	•	•	•	•	•	•	•	•	•	•	•	•	•	•	•	•	•[1]	•	•[1]

Construction Upgrades

APU	PEU
•	•

Decorative Door Options

CG

[1]RECTKL/R and VTK not available on 93″ and 96″ high cabinets.

HOMECREST CABINETRY

Single Oven Cabinet, Narrow Rail, 84″, 87″, 90″, 93″, or 96″ Tall, 24″ Deep

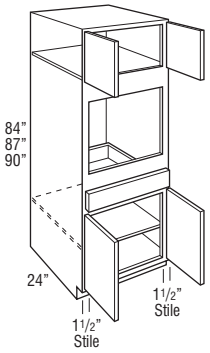

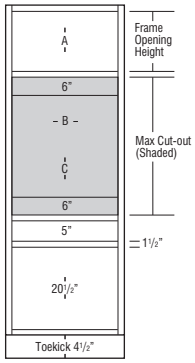

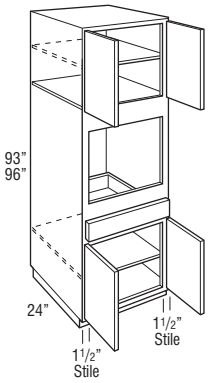

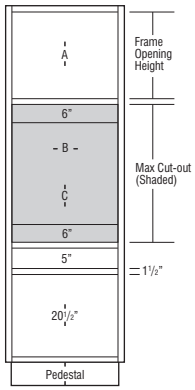

Price Point	1	2	3	4	5	6	7	8
OSB3084N	1569	1743	1751	1914	1918	1947	2160	2275
OSB31.584N	1626	1819	1841	2010	2024	2063	2265	2389
OSB3384N	1683	1895	1931	2105	2129	2178	2370	2502
OSB3087N	1828	1879	1940	2075	2158	2196	2365	2606
OSB31.587N	1909	1968	2028	2171	2259	2315	2485	2749
OSB3387N	1990	2056	2116	2266	2359	2433	2605	2892
OSB3090N	1828	1879	1940	2075	2158	2196	2365	2606
OSB31.590N	1909	1968	2028	2171	2259	2315	2485	2749
OSB3390N	1990	2056	2116	2266	2359	2433	2605	2892
OSB3093N	1863	1980	1986	2180	2216	2308	2492	2745
OSB31.593N	1947	2071	2078	2279	2314	2427	2624	2884
OSB3393N	2031	2161	2169	2378	2412	2545	2755	3022
OSB3096N	1863	1980	1986	2180	2216	2308	2492	2745
OSB31.596N	1947	2071	2078	2279	2314	2427	2624	2884
OSB3396N	2031	2161	2169	2378	2412	2545	2755	3022

- Base section will utilize a full depth shelf.
- 90″, 93″, and 96″ tall include full depth adjustable shelves in upper section:
  90″ and 93″ tall - one shelf
  96″ tall - two shelves
- Toekick assembly shipped unattached on 93″ and 96″, unless FTK options are selected.
- Oven cavity is standard interior.
- All top and bottom cross rails are 1 1/2″ wide.
- Be sure to confirm a heat shield is built into your appliance by the manufacturer or install the heat shield included with your appliance. Heat shields are sold separately as an accessory.
- Depth can be reduced to a minimum of 18″.
- Oven Installation Kit included for 24″ deep cabinets and has a 400 lb. weight limit.
- Maximum cut-out dimension will allow 1/4″ reveal for doors and drawer fronts on full/modified full overlay and 1″ for traditional overlay for trim kit face clearance.
- Oven cabinet cut-out is shaded in gray and is cut out on job site.

	A Frame Opening Height	B Cut-out Width (standard)		B Cut-out Width (with ACS modification)			C Cut-out Height		Door Height (Upper Section)		
		Min.	Max.	Min.	Max.	Max. w/ Field Cut	Min.	Max.	Traditional Overlay	Full Overlay	Modified Full Overlay
OSB3084N	15″	27″	28 1/2″	24″	27″	28 1/2″	22 1/2″	31 1/2″	16″	17 1/2″	16 3/4″
OSB31.584N	15″	28 1/2″	30″	25 1/2″	28 1/2″	30″	22 1/2″	31 1/2″	16″	17 1/2″	16 3/4″
OSB3384N	15″	30″	31 1/2″	27″	30″	31 1/2″	22 1/2″	31 1/2″	16″	17 1/2″	16 3/4″
OSB3087N	18″	27″	28 1/2″	24″	27″	28 1/2″	22 1/2″	31 1/2″	19″	20 1/2″	19 3/4″
OSB31.587N	18″	28 1/2″	30″	25 1/2″	28 1/2″	30″	22 1/2″	31 1/2″	19″	20 1/2″	19 3/4″
OSB3387N	18″	30″	31 1/2″	27″	30″	31 1/2″	22 1/2″	31 1/2″	19″	20 1/2″	19 3/4″
OSB3090N	21″	27″	28 1/2″	24″	27″	28 1/2″	22 1/2″	31 1/2″	22″	23 1/2″	22 3/4″
OSB31.590N	21″	28 1/2″	30″	25 1/2″	28 1/2″	30″	22 1/2″	31 1/2″	22″	23 1/2″	22 3/4″
OSB3390N	21″	30″	31 1/2″	27″	30″	31 1/2″	22 1/2″	31 1/2″	22″	23 1/2″	22 3/4″
OSB3093N	24″	27″	28 1/2″	24″	27″	28 1/2″	22 1/2″	31 1/2″	25″	26 1/2″	25 3/4″
OSB31.593N	24″	28 1/2″	30″	25 1/2″	28 1/2″	30″	22 1/2″	31 1/2″	25″	26 1/2″	25 3/4″
OSB3393N	24″	30″	31 1/2″	27″	30″	31 1/2″	22 1/2″	31 1/2″	25″	26 1/2″	25 3/4″
OSB3096N	27″	27″	28 1/2″	24″	27″	28 1/2″	22 1/2″	31 1/2″	28″	29 1/2″	28 3/4″
OSB31.596N	27″	28 1/2″	30″	25 1/2″	28 1/2″	30″	22 1/2″	31 1/2″	28″	29 1/2″	28 3/4″
OSB3396N	27″	30″	31 1/2″	27″	30″	31 1/2″	22 1/2″	31 1/2″	28″	29 1/2″	28 3/4″

Modifications

ACS	AUTH	CBO	CCO	CFNTO	CFRMO	CND	EX	FB	FDRW	FPEB	FTK	FTK_V	FULL/MFO	MI	NSCH	RD	RECTKL/R	RT	VTK
•	•	•	•	•	•	•	•	•	•	•	•	•	•	•	•	•	•[1]	•	•[1]

Construction Upgrades

APU	PEU
•	•

Decorative Door Options

CG
•

[1]RECTKL/R and VTK not available on 93″ and 96″ high cabinets.

Double Oven Cabinet, 84″, 87″, 90″, 93″, or 96″ Tall, 24″ Deep

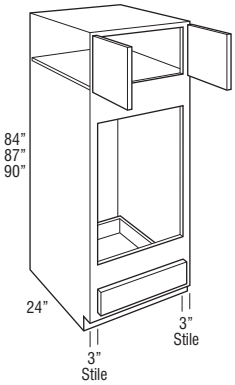

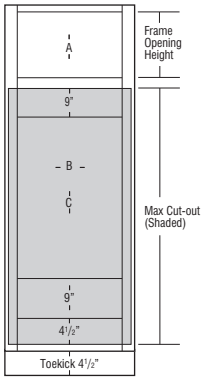

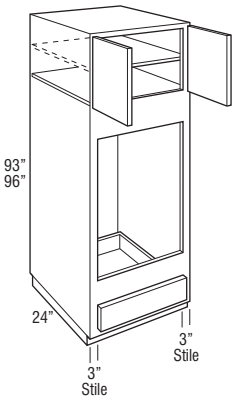

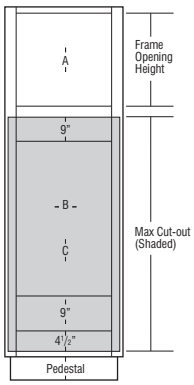

Price Point	1	2	3	4	5	6	7	8
OD3084	1298	1440	1447	1583	1586	1610	1785	1880
OD31.584	1345	1502	1521	1661	1673	1705	1871	1974
OD3384	1391	1564	1594	1739	1759	1799	1957	2067
OD3087	1510	1554	1602	1714	1783	1815	1953	2155
OD31.587	1578	1627	1675	1793	1866	1913	2054	2273
OD3387	1645	1700	1748	1871	1949	2010	2154	2390
OD3090	1510	1554	1602	1714	1783	1815	1953	2155
OD31.590	1578	1627	1675	1793	1866	1913	2054	2273
OD3390	1645	1700	1748	1871	1949	2010	2154	2390
OD3093	1538	1638	1641	1800	1832	1908	2060	2269
OD31.593	1608	1712	1716	1883	1913	2005	2168	2384
OD3393	1677	1786	1791	1965	1994	2102	2276	2498
OD3096	1538	1638	1641	1800	1832	1908	2060	2269
OD31.596	1608	1712	1716	1883	1913	2005	2168	2384
OD3396	1677	1786	1791	1965	1994	2102	2276	2498

- Uses face mount hinges, doors and drawer fronts have a consistent width reveal for full/modified full overlay (1/4″) and traditional overlay (1″).
- 90″, 93″, and 96″ tall include full depth adjustable shelves in upper section:
  90″ and 93″ tall - one shelf
  96″ tall - two shelves
- Toekick assembly shipped unattached on 93″ and 96″, unless FTK options are selected.
- Oven cavity is standard interior.
- For built-in double oven applications, remove drawer as needed.
- All top and bottom cross rails are 1 1/2″ wide.
- All cabinets have 3″ stiles on frame.
- Be sure to confirm a heat shield is built into your appliance by the manufacturer or install the heat shield included with your appliance. Heat shields are sold separately as an accessory.
- Depth can be reduced to a minimum of 18″.
- Oven Installation Kit included for 24″ deep cabinets and has a 400 lb. weight limit.
- Oven cabinets feature an open back in cut-out area designed to improve field appliance installation.
- Maximum cut-out dimension will allow 1/4″ reveal for doors and drawer fronts on full/modified full overlay and 1″ for traditional overlay for trim kit face clearance.
- If the maximum height (as shown in gray) is cut out, the drawer will no longer be included. See chart below for maximum cut-out allowed if you want to keep the drawer.

	A	B		C			Door Height (Upper Section)		
	Frame Opening Height	Cut-out Width		Cut-out Height					
		Min.	Max.	Min.	Max. Keeps Bottom Drawer	Max. Replaces Bottom Drawer	Traditional Overlay	Full Overlay	Modified Full Overlay
OD3084	15″	24″	28 1/2″	39″	54″	60″	16″	17 1/2″	16 3/4″
OD31.584	15″	25 1/2″	30″	39″	54″	60″	16″	17 1/2″	16 3/4″
OD3384	15″	27″	31 1/2″	39″	54″	60″	16″	17 1/2″	16 3/4″
OD3087	18″	24″	28 1/2″	39″	54″	60″	19″	20 1/2″	19 3/4″
OD31.587	18″	25 1/2″	30″	39″	54″	60″	19″	20 1/2″	19 3/4″
OD3387	18″	27″	31 1/2″	39″	54″	60″	19″	20 1/2″	19 3/4″
OD3090	21″	24″	28 1/2″	39″	54″	60″	22″	23 1/2″	22 3/4″
OD31.590	21″	25 1/2″	30″	39″	54″	60″	22″	23 1/2″	22 3/4″
OD3390	21″	27″	31 1/2″	39″	54″	60″	22″	23 1/2″	22 3/4″
OD3093	24″	24″	28 1/2″	39″	54″	60″	25″	26 1/2″	25 3/4″
OD31.593	24″	25 1/2″	30″	39″	54″	60″	25″	26 1/2″	25 3/4″
OD3393	24″	27″	31 1/2″	39″	54″	60″	25″	26 1/2″	25 3/4″
OD3096	27″	24″	28 1/2″	39″	54″	60″	28″	29 1/2″	28 3/4″
OD31.596	27″	25 1/2″	30″	39″	54″	60″	28″	29 1/2″	28 3/4″
OD3396	27″	27″	31 1/2″	39″	54″	60″	28″	29 1/2″	28 3/4″

Modifications

ACS	AUTH	CBO	CCO	CFNTO	CFRMO	CND	EX	FB	FDRW	FPEB	FTK	FTK_V	FULL/MFO	MI	NSCH	RD	RECTKL/R	RT	VTK
	•	•	•	•	•	•	•	•	•	•	•	•	•	•	•	•	•[1]		•[1]

Construction Upgrades

APU	PEU
•	•

Decorative Door Options

CG

[1]RECTKL/R and VTK not available on 93″ and 96″ high cabinets.

HOMECREST CABINETRY

Double Oven Cabinet, Narrow Rail, 84″, 87″, 90″, 93″, or 96″ Tall, 24″ Deep

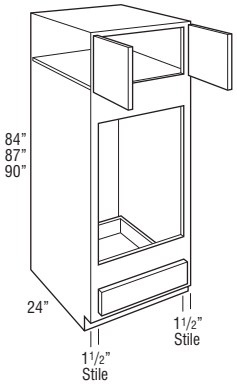

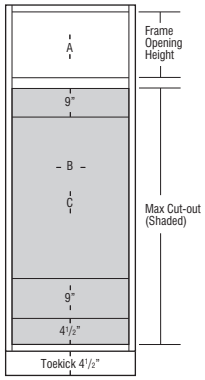

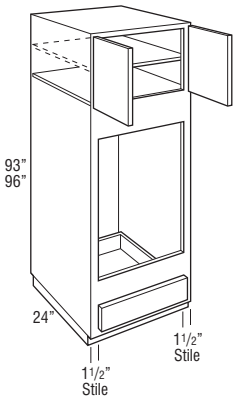

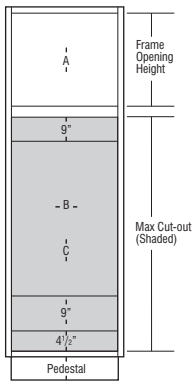

Price Point	1	2	3	4	5	6	7	8
OD3084N	1298	1440	1447	1583	1586	1610	1785	1880
OD31.584N	1345	1502	1521	1661	1673	1705	1871	1974
OD3384N	1391	1564	1594	1739	1759	1799	1957	2067
OD3087N	1510	1554	1602	1714	1783	1815	1953	2155
OD31.587N	1578	1627	1675	1793	1866	1913	2054	2273
OD3387N	1645	1700	1748	1871	1949	2010	2154	2390
OD3090N	1510	1554	1602	1714	1783	1815	1953	2155
OD31.590N	1578	1627	1675	1793	1866	1913	2054	2273
OD3390N	1645	1700	1748	1871	1949	2010	2154	2390
OD3093N	1538	1638	1641	1800	1832	1908	2060	2269
OD31.593N	1608	1712	1716	1883	1913	2005	2168	2384
OD3393N	1677	1786	1791	1965	1994	2102	2276	2498
OD3096N	1538	1638	1641	1800	1832	1908	2060	2269
OD31.596N	1608	1712	1716	1883	1913	2005	2168	2384
OD3396N	1677	1786	1791	1965	1994	2102	2276	2498

- 90″, 93″, and 96″ tall include full depth adjustable shelves in upper section:
  90″ and 93″ tall - one shelf
  96″ tall - two shelves
- Toekick assembly shipped unattached on 93″ and 96″, unless FTK options are selected.
- Oven cavity is standard interior.
- For built-in double oven applications, remove drawer as needed.
- All top and bottom cross rails are 1 1/2″ wide.
- Be sure to confirm a heat shield is built into your appliance by the manufacturer or install the heat shield included with your appliance. Heat shields are sold separately as an accessory.
- Depth can be reduced to a minimum of 18″.
- Oven Installation Kit included for 24″ deep cabinets and has a 400 lb. weight limit.
- Oven cabinets feature an open back in cut-out area designed to improve field appliance installation.
- Maximum cut-out dimension will allow 1/4″ reveal for doors and drawer fronts on full/modified full overlay and 1″ for traditional overlay for trim kit face clearance.
- If the maximum height (as shown in gray) is cut out, the drawer will no longer be included. See chart below for maximum cut-out allowed if you want to keep the drawer.

	A Frame Opening Height	B Cut-out Width (standard)		B Cut-out Width (with ACS modification)			C Cut-out Height			Door Height (Upper Section)		
		Min.	Max.	Min.	Max.	Max. w/ Field Cut	Min.	Max. Keeps Bottom Drawer	Max. Replaces Bottom Drawer	Traditional Overlay	Full Overlay	Modified Full Overlay
OD3084N	15″	27″	28 1/2″	24″	27″	28 1/2″	39″	54″	60″	16″	17 1/2″	16 3/4″
OD31.584N	15″	28 1/2″	30″	25 1/2″	28 1/2″	30″	39″	54″	60″	16″	17 1/2″	16 3/4″
OD3384N	15″	30″	31 1/2″	27″	30″	31 1/2″	39″	54″	60″	16″	17 1/2″	16 3/4″
OD3087N	18″	27″	28 1/2″	24″	27″	28 1/2″	39″	54″	60″	19″	20 1/2″	19 3/4″
OD31.587N	18″	28 1/2″	30″	25 1/2″	28 1/2″	30″	39″	54″	60″	19″	20 1/2″	19 3/4″
OD3387N	18″	30″	31 1/2″	27″	30″	31 1/2″	39″	54″	60″	19″	20 1/2″	19 3/4″
OD3090N	21″	27″	28 1/2″	24″	27″	28 1/2″	39″	54″	60″	22″	23 1/2″	22 3/4″
OD31.590N	21″	28 1/2″	30″	25 1/2″	28 1/2″	30″	39″	54″	60″	22″	23 1/2″	22 3/4″
OD3390N	21″	30″	31 1/2″	27″	30″	31 1/2″	39″	54″	60″	22″	23 1/2″	22 3/4″
OD3093N	24″	27″	28 1/2″	24″	27″	28 1/2″	39″	54″	60″	25″	26 1/2″	25 3/4″
OD31.593N	24″	28 1/2″	30″	25 1/2″	28 1/2″	30″	39″	54″	60″	25″	26 1/2″	25 3/4″
OD3393N	24″	30″	31 1/2″	27″	30″	31 1/2″	39″	54″	60″	25″	26 1/2″	25 3/4″
OD3096N	27″	27″	28 1/2″	24″	27″	28 1/2″	39″	54″	60″	28″	29 1/2″	28 3/4″
OD31.596N	27″	28 1/2″	30″	25 1/2″	28 1/2″	30″	39″	54″	60″	28″	29 1/2″	28 3/4″
OD3396N	27″	30″	31 1/2″	27″	30″	31 1/2″	39″	54″	60″	28″	29 1/2″	28 3/4″

Modifications

ACS	AUTH	CBO	CCO	CFNTO	CFRMO	CND	EX	FB	FDRW	FPEB	FTK	FTK_V	FULL/MFO	MI	NSCH	RD	RECTKL/R	RT	VTK
•	•	•	•	•	•	•	•	•	•	•	•	•	•	•	•	•	•[1]		•[1]

Construction Upgrades

APU	PEU
•	•

Decorative Door Options

CG
•

[1]RECTKL/R and VTK not available on 93″ and 96″ high cabinets.

Double Oven Cabinet, Deep Drawer, 84″, 87″, 90″, 93″, or 96″ Tall, 24″ Deep

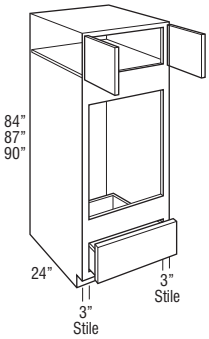

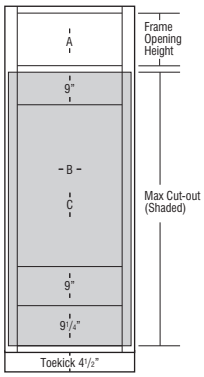

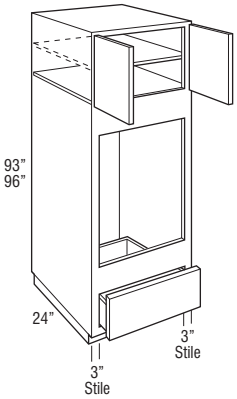

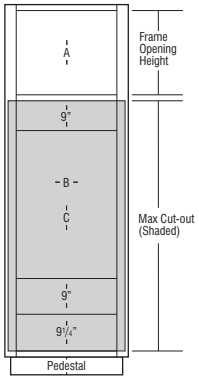

Price Point	1	2	3	4	5	6	7	8
OD3084DD	1402	1555	1563	1710	1713	1739	1928	2030
OD31.584DD	1452	1622	1643	1794	1807	1841	2021	2131
OD3384DD	1502	1689	1722	1878	1900	1943	2114	2232
OD3087DD	1631	1678	1730	1851	1926	1960	2109	2327
OD31.587DD	1704	1757	1809	1936	2016	2066	2218	2454
OD3387DD	1777	1836	1888	2021	2105	2171	2326	2581
OD3090DD	1631	1678	1730	1851	1926	1960	2109	2327
OD31.590DD	1704	1757	1809	1936	2016	2066	2218	2454
OD3390DD	1777	1836	1888	2021	2105	2171	2326	2581
OD3093DD	1661	1769	1772	1944	1979	2061	2225	2451
OD31.593DD	1736	1849	1853	2033	2067	2166	2342	2575
OD3393DD	1811	1929	1934	2122	2154	2270	2458	2698
OD3096DD	1661	1769	1772	1944	1979	2061	2225	2451
OD31.596DD	1736	1849	1853	2033	2067	2166	2342	2575
OD3396DD	1811	1929	1934	2122	2154	2270	2458	2698

- Uses face mount hinges, doors and drawer fronts have a consistent width reveal for full/modified full overlay (1/4″) and traditional overlay (1″).
- On 93″ and 96″ tall, one full depth adjustable shelf included.
- Toekick assembly shipped unattached on 93″ and 96″, unless FTK options are selected.
- Oven cavity is standard interior.
- All top and bottom cross rails are 1 1/2″ wide.
- All cabinets have 3″ stiles on frame.
- Be sure to confirm a heat shield is built into your appliance by the manufacturer or install the heat shield included with your appliance. Heat shields are sold separately as an accessory.
- Depth can be reduced to a minimum of 18″.
- Oven Installation Kit included for 24″ deep cabinets and has a 400 lb. weight limit.
- Oven cabinets feature an open back in cut-out area designed to improve field appliance installation.
- Maximum cut-out dimension will allow 1/4″ reveal for doors and drawer fronts on full/modified full overlay and 1″ for traditional overlay for trim kit face clearance.
- If the maximum height (as shown in gray) is cut out, the drawer will no longer be included. See chart below for maximum cut-out allowed if you want to keep the drawer.

	A Frame Opening Height	B Cut-out Width		C Cut-out Height			Door Height (Upper Section)		
		Min.	Max.	Min.	Max. Keeps Bottom Drawer	Max. Replaces Bottom Drawer	Traditional Overlay	Full Overlay	Modified Full Overlay
OD3084DD	12″	24″	28 1/2″	37 1/4″	52 1/4″	63″	13″	14 1/2″	13 3/4″
OD31.584DD	12″	25 1/2″	30″	37 1/4″	52 1/4″	63″	13″	14 1/2″	13 3/4″
OD3384DD	12″	27″	31 1/2″	37 1/4″	52 1/4″	63″	13″	14 1/2″	13 3/4″
OD3087DD	15″	24″	28 1/2″	37 1/4″	52 1/4″	63″	16″	17 1/2″	16 3/4″
OD31.587DD	15″	25 1/2″	30″	37 1/4″	52 1/4″	63″	16″	17 1/2″	16 3/4″
OD3387DD	15″	27″	31 1/2″	37 1/4″	52 1/4″	63″	16″	17 1/2″	16 3/4″
OD3090DD	18″	24″	28 1/2″	37 1/4″	52 1/4″	63″	19″	20 1/2″	19 3/4″
OD31.590DD	18″	25 1/2″	30″	37 1/4″	52 1/4″	63″	19″	20 1/2″	19 3/4″
OD3390DD	18″	27″	31 1/2″	37 1/4″	52 1/4″	63″	19″	20 1/2″	19 3/4″
OD3093DD	21″	24″	28 1/2″	37 1/4″	52 1/4″	63″	22″	23 1/2″	22 3/4″
OD31.593DD	21″	25 1/2″	30″	37 1/4″	52 1/4″	63″	22″	23 1/2″	22 3/4″
OD3393DD	21″	27″	31 1/2″	37 1/4″	52 1/4″	63″	22″	23 1/2″	22 3/4″
OD3096DD	24″	24″	28 1/2″	37 1/4″	52 1/4″	63″	25″	26 1/2″	25 3/4″
OD31.596DD	24″	25 1/2″	30″	37 1/4″	52 1/4″	63″	25″	26 1/2″	25 3/4″
OD3396DD	24″	27″	31 1/2″	37 1/4″	52 1/4″	63″	25″	26 1/2″	25 3/4″

Modifications

ACS	AUTH	CBO	CCO	CFNTO	CFRMO	CND	EX	FB	FDRW	FPEB	FTK	FTK_V	FULL/MFO	MI	NSCH	RD	RECTKL/R	RT	VTK
	•	•	•	•	•	•	•	•		•	•	•	•	•	•	•	•[1]		•[1]

Construction Upgrades

APU	PEU
•	•

Decorative Door Options

CG

[1]RECTKL/R and VTK not available on 93″ and 96″ high cabinets.

HOMECREST CABINETRY

Double Oven Cabinet, Deep Drawer, Narrow Rail, 84″, 87″, 90″, 93″, or 96″ Tall, 24″ Deep

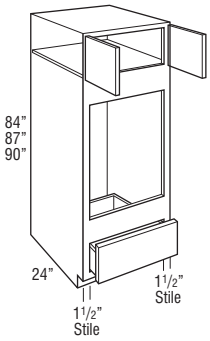

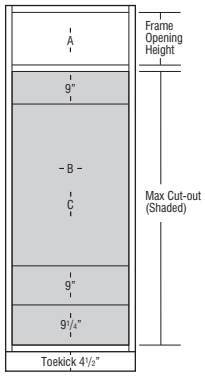

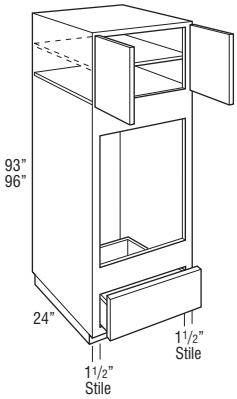

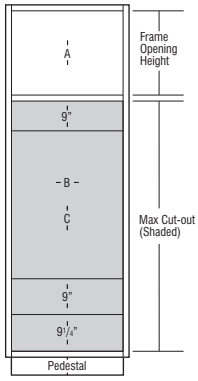

Price Point	1	2	3	4	5	6	7	8
OD3084DDN	1402	1555	1563	1710	1713	1739	1928	2030
OD31.584DDN	1452	1622	1643	1794	1807	1841	2021	2131
OD3384DDN	1502	1689	1722	1878	1900	1943	2114	2232
OD3087DDN	1631	1678	1730	1851	1926	1960	2109	2327
OD31.587DDN	1704	1757	1809	1936	2016	2066	2218	2454
OD3387DDN	1777	1836	1888	2021	2105	2171	2326	2581
OD3090DDN	1631	1678	1730	1851	1926	1960	2109	2327
OD31.590DDN	1704	1757	1809	1936	2016	2066	2218	2454
OD3390DDN	1777	1836	1888	2021	2105	2171	2326	2581
OD3093DDN	1661	1769	1772	1944	1979	2061	2225	2451
OD31.593DDN	1736	1849	1853	2033	2067	2166	2342	2575
OD3393DDN	1811	1929	1934	2122	2154	2270	2458	2698
OD3096DDN	1661	1769	1772	1944	1979	2061	2225	2451
OD31.596DDN	1736	1849	1853	2033	2067	2166	2342	2575
OD3396DDN	1811	1929	1934	2122	2154	2270	2458	2698

- On 93″ and 96″ tall, one full depth adjustable shelf included.
- Toekick assembly shipped unattached on 93″ and 96″, unless FTK options are selected.
- Oven cavity is standard interior.
- All top and bottom cross rails are 1 1/2″ wide.
- Be sure to confirm a heat shield is built into your appliance by the manufacturer or install the heat shield included with your appliance. Heat shields are sold separately as an accessory.
- Depth can be reduced to a minimum of 18″.
- Oven Installation Kit included for 24″ deep cabinets and has a 400 lb. weight limit.
- Oven cabinets feature an open back in cut-out area designed to improve field appliance installation.
- Maximum cut-out dimension will allow 1/4″ reveal for doors and drawer fronts on full/modified full overlay and 1″ for traditional overlay for trim kit face clearance.
- If the maximum height (as shown in gray) is cut out, the drawer will no longer be included. See chart below for maximum cut-out allowed if you want to keep the drawer.

	A Frame Opening Height	B Cut-out Width (standard)		B Cut-out Width (with ACS modification)			C Cut-out Height			Door Height (Upper Section)		
		Min.	Max.	Min.	Max.	Max. w/ Field Cut	Min.	Max. Keeps Bottom Drawer	Max. Replaces Bottom Drawer	Traditional Overlay	Full Overlay	Modified Full Overlay
OD3084DDN	12″	27″	28 1/2″	24″	27″	28 1/2″	37 1/4″	52 1/4″	63″	13″	14 1/2″	13 3/4″
OD31.584DDN	12″	28 1/2″	30″	25 1/2″	28 1/2″	30″	37 1/4″	52 1/4″	63″	13″	14 1/2″	13 3/4″
OD3384DDN	12″	30″	31 1/2″	27″	30″	31 1/2″	37 1/4″	52 1/4″	63″	13″	14 1/2″	13 3/4″
OD3087DDN	15″	27″	28 1/2″	24″	27″	28 1/2″	37 1/4″	52 1/4″	63″	16″	17 1/2″	16 3/4″
OD31.587DDN	15″	28 1/2″	30″	25 1/2″	28 1/2″	30″	37 1/4″	52 1/4″	63″	16″	17 1/2″	16 3/4″
OD3387DDN	15″	30″	31 1/2″	27″	30″	31 1/2″	37 1/4″	52 1/4″	63″	16″	17 1/2″	16 3/4″
OD3090DDN	18″	27″	28 1/2″	24″	27″	28 1/2″	37 1/4″	52 1/4″	63″	19″	20 1/2″	19 3/4″
OD31.590DDN	18″	28 1/2″	30″	25 1/2″	28 1/2″	30″	37 1/4″	52 1/4″	63″	19″	20 1/2″	19 3/4″
OD3390DDN	18″	30″	31 1/2″	27″	30″	31 1/2″	37 1/4″	52 1/4″	63″	19″	20 1/2″	19 3/4″
OD3093DDN	21″	27″	28 1/2″	24″	27″	28 1/2″	37 1/4″	52 1/4″	63″	22″	23 1/2″	22 3/4″
OD31.593DDN	21″	28 1/2″	30″	25 1/2″	28 1/2″	30″	37 1/4″	52 1/4″	63″	22″	23 1/2″	22 3/4″
OD3393DDN	21″	30″	31 1/2″	27″	30″	31 1/2″	37 1/4″	52 1/4″	63″	22″	23 1/2″	22 3/4″
OD3096DDN	24″	27″	28 1/2″	24″	27″	28 1/2″	37 1/4″	52 1/4″	63″	25″	26 1/2″	25 3/4″
OD31.596DDN	24″	28 1/2″	30″	25 1/2″	28 1/2″	30″	37 1/4″	52 1/4″	63″	25″	26 1/2″	25 3/4″
OD3396DDN	24″	30″	31 1/2″	27″	30″	31 1/2″	37 1/4″	52 1/4″	63″	25″	26 1/2″	25 3/4″

Modifications

ACS	AUTH	CBO	CCO	CFNTO	CFRMO	CND	EX	FB	FDRW	FPEB	FTK	FTK_V	FULL/MFO	MI	NSCH	RD	RECTKL/R	RT	VTK
•	•	•	•	•	•	•	•	•		•	•	•	•	•	•	•	•[1]		•[1]

Construction Upgrades

APU	PEU
•	•

Decorative Door Options

CG
•

[1]RECTKL/R and VTK not available on 93″ and 96″ high cabinets.

Oven Microwave Cabinet, Deep Drawer, 84″, 87″, 90″, 93″, or 96″ Tall, 24″ Deep

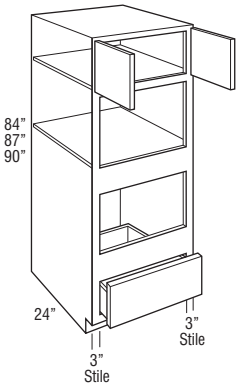

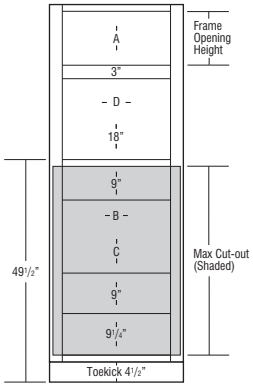

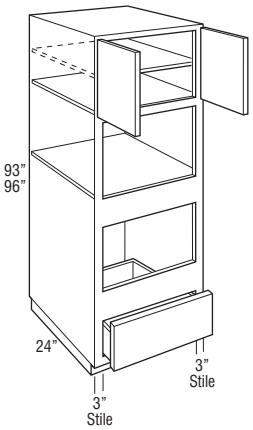

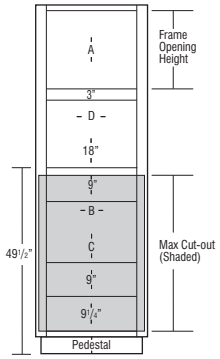

Price Point	1	2	3	4	5	6	7	8
OMC308424DD	1531	1689	1696	1845	1848	1875	2068	2173
OMC31.58424DD	1591	1766	1786	1939	1952	1988	2171	2284
OMC338424DD	1650	1842	1875	2033	2055	2100	2274	2394
OMC308724DD	1766	1813	1868	1991	2066	2101	2255	2474
OMC31.58724DD	1848	1901	1956	2086	2165	2216	2372	2612
OMC338724DD	1929	1989	2043	2180	2264	2331	2488	2749
OMC309024DD	1766	1813	1868	1991	2066	2101	2255	2474
OMC31.59024DD	1848	1901	1956	2086	2165	2216	2372	2612
OMC339024DD	1929	1989	2043	2180	2264	2331	2488	2749
OMC309324DD	1798	1905	1910	2086	2119	2203	2370	2600
OMC31.59324DD	1882	1995	2001	2184	2216	2318	2497	2734
OMC339324DD	1966	2084	2091	2281	2312	2433	2624	2867
OMC309624DD	1798	1905	1910	2086	2119	2203	2370	2600
OMC31.59624DD	1882	1995	2001	2184	2216	2318	2497	2734
OMC339624DD	1966	2084	2091	2281	2312	2433	2624	2867

- Designed for use with separate built-in microwave above, built-in oven below. For built-in double ovens, see pages 125-128.
- Uses face mount hinges, doors and drawer fronts have a consistent width reveal for full/modified full overlay (1/4″) and traditional overlay (1″).
- On 93″ and 96″ tall, one full depth adjustable shelf included.
- Toekick assembly shipped unattached on 93″ and 96″, unless FTK options are selected.
- Oven cavity is standard interior.
- All top and bottom cross rails are 1 1/2″ wide.
- All cabinets have 3″ stiles on frame.
- Be sure to confirm a heat shield is built into your appliance by the manufacturer or install the heat shield included with your appliance. Heat shields are sold separately as an accessory.
- Depth can be reduced to a minimum of 18″.
- Oven Installation Kit included for 24″ deep cabinets and has a 400 lb. weight limit.
- Maximum cut-out dimension will allow 1/4″ reveal for doors and drawer fronts on full/modified full overlay and 1″ for traditional overlay for trim kit face clearance.
- Oven cabinet cut-out is shaded in gray and is cut out on job site.
- If the maximum height (as shown in gray) is cut out, the drawer will no longer be included. See chart below for maximum cut-out allowed if you want to keep the drawer.

	A Frame Opening Height	B/D Cut-out Width		C Cut-out Height			Door Height (Upper Section)		
		Min.	Max.	Min.	Max. Keeps Bottom Drawer	Max. Replaces Bottom Drawer	Traditional Overlay	Full Overlay	Modified Full Overlay
OMC308424DD	12″	24″	28 1/2″	16 1/4″	31 1/4″	42″	13″	14 1/2″	13 3/4″
OMC31.58424DD	12″	25 1/2″	30″	16 1/4″	31 1/4″	42″	13″	14 1/2″	13 3/4″
OMC338424DD	12″	27″	31 1/2″	16 1/4″	31 1/4″	42″	13″	14 1/2″	13 3/4″
OMC308724DD	15″	24″	28 1/2″	16 1/4″	31 1/4″	42″	16″	17 1/2″	16 3/4″
OMC31.58724DD	15″	25 1/2″	30″	16 1/4″	31 1/4″	42″	16″	17 1/2″	16 3/4″
OMC338724DD	15″	27″	31 1/2″	16 1/4″	31 1/4″	42″	16″	17 1/2″	16 3/4″
OMC309024DD	18″	24″	28 1/2″	16 1/4″	31 1/4″	42″	19″	20 1/2″	19 3/4″
OMC31.59024DD	18″	25 1/2″	30″	16 1/4″	31 1/4″	42″	19″	20 1/2″	19 3/4″
OMC339024DD	18″	27″	31 1/2″	16 1/4″	31 1/4″	42″	19″	20 1/2″	19 3/4″
OMC309324DD	21″	24″	28 1/2″	16 1/4″	31 1/4″	42″	22″	23 1/2″	22 3/4″
OMC31.59324DD	21″	25 1/2″	30″	16 1/4″	31 1/4″	42″	22″	23 1/2″	22 3/4″
OMC339324DD	21″	27″	31 1/2″	16 1/4″	31 1/4″	42″	22″	23 1/2″	22 3/4″
OMC309624DD	24″	24″	28 1/2″	16 1/4″	31 1/4″	42″	25″	26 1/2″	25 3/4″
OMC31.59624DD	24″	25 1/2″	30″	16 1/4″	31 1/4″	42″	25″	26 1/2″	25 3/4″
OMC339624DD	24″	27″	31 1/2″	16 1/4″	31 1/4″	42″	25″	26 1/2″	25 3/4″

Modifications

ACS	AUTH	CBO	CCO	CFNTO	CFRMO	CND	EX	FB	FDRW	FPEB	FTK	FTK_V	FULL/MFO	MI	NSCH	RD	RECTKL/R	RT	VTK
	•	•	•	•	•	•	•	•		•	•	•	•	•	•	•	•[1]		•[1]

Construction Upgrades

APU	PEU
•	•

Decorative Door Options

CG

[1]RECTKL/R and VTK not available on 93″ and 96″ high cabinets.

HOMECREST CABINETRY

Oven Microwave Cabinet, Deep Drawer, Narrow Rail, 84″, 87″, 90″, 93″, or 96″ Tall, 24″ Deep

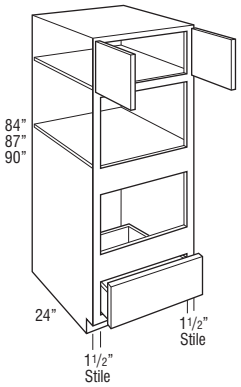

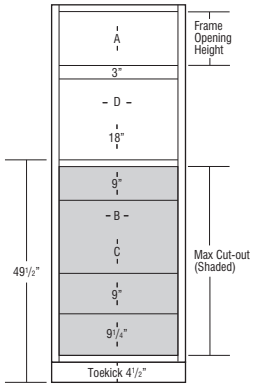

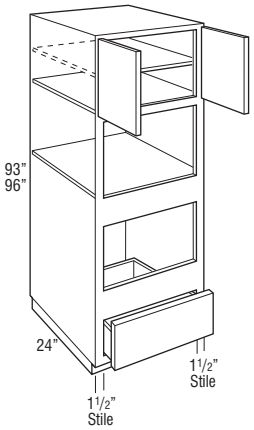

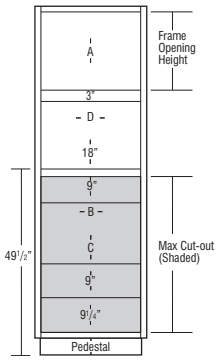

Price Point	1	2	3	4	5	6	7	8
OMC308424DDN	1531	1689	1696	1845	1848	1875	2068	2173
OMC31.58424DDN	1591	1766	1786	1939	1952	1988	2171	2284
OMC338424DDN	1650	1842	1875	2033	2055	2100	2274	2394
OMC308724DDN	1766	1813	1868	1991	2066	2101	2255	2474
OMC31.58724DDN	1848	1901	1956	2086	2165	2216	2372	2612
OMC338724DDN	1929	1989	2043	2180	2264	2331	2488	2749
OMC309024DDN	1766	1813	1868	1991	2066	2101	2255	2474
OMC31.59024DDN	1848	1901	1956	2086	2165	2216	2372	2612
OMC339024DDN	1929	1989	2043	2180	2264	2331	2488	2749
OMC309324DDN	1798	1905	1910	2086	2119	2203	2370	2600
OMC31.59324DDN	1882	1995	2001	2184	2216	2318	2497	2734
OMC339324DDN	1966	2084	2091	2281	2312	2433	2624	2867
OMC309624DDN	1798	1905	1910	2086	2119	2203	2370	2600
OMC31.59624DDN	1882	1995	2001	2184	2216	2318	2497	2734
OMC339624DDN	1966	2084	2091	2281	2312	2433	2624	2867

- Designed for use with separate built-in microwave above, built-in oven below. For built-in double ovens, see pages 125-128.
- On 93″ and 96″ tall, one full depth adjustable shelf included.
- Toekick assembly shipped unattached on 93″ and 96″, unless FTK options are selected.
- Oven cavity is standard interior.
- All top and bottom cross rails are 1 1/2″ wide.
- Be sure to confirm a heat shield is built into your appliance by the manufacturer or install the heat shield included with your appliance. Heat shields are sold separately as an accessory.
- Depth can be reduced to a minimum of 18″.
- Oven Installation Kit included for 24″ deep cabinets and has a 400 lb. weight limit.
- Maximum cut-out dimension will allow 1/4″ reveal for doors and drawer fronts on full/modified full overlay and 1″ for traditional overlay for trim kit face clearance.
- Oven cabinet cut-out is shaded in gray and is cut out on job site.
- If the maximum height (as shown in gray) is cut out, the drawer will no longer be included. See chart below for maximum cut-out allowed if you want to keep the drawer.

	A Frame Opening Height	B Cut-out Width (standard)		B/D Cut-out Width (with ACS modification)			C Cut-out Height			Door Height (Upper Section)		
		Min.	Max.	Min.	Max.	Max. w/ Field Cut	Min.	Max. Keeps Bottom Drawer	Max. Replaces Bottom Drawer	Traditional Overlay	Full Overlay	Modified Full Overlay
OMC308424DDN	12″	27″	28 1/2″	24″	27″	28 1/2″	16 1/4″	31 1/4″	42″	13″	14 1/2″	13 3/4″
OMC31.58424DDN	12″	28 1/2″	30″	25 1/2″	28 1/2″	30″	16 1/4″	31 1/4″	42″	13″	14 1/2″	13 3/4″
OMC338424DDN	12″	30″	31 1/2″	27″	30″	31 1/2″	16 1/4″	31 1/4″	42″	13″	14 1/2″	13 3/4″
OMC308724DDN	15″	27″	28 1/2″	24″	27″	28 1/2″	16 1/4″	31 1/4″	42″	16″	17 1/2″	16 3/4″
OMC31.58724DDN	15″	28 1/2″	30″	25 1/2″	28 1/2″	30″	16 1/4″	31 1/4″	42″	16″	17 1/2″	16 3/4″
OMC338724DDN	15″	30″	31 1/2″	27″	30″	31 1/2″	16 1/4″	31 1/4″	42″	16″	17 1/2″	16 3/4″
OMC309024DDN	18″	27″	28 1/2″	24″	27″	28 1/2″	16 1/4″	31 1/4″	42″	19″	20 1/2″	19 3/4″
OMC31.59024DDN	18″	28 1/2″	30″	25 1/2″	28 1/2″	30″	16 1/4″	31 1/4″	42″	19″	20 1/2″	19 3/4″
OMC339024DDN	18″	30″	31 1/2″	27″	30″	31 1/2″	16 1/4″	31 1/4″	42″	19″	20 1/2″	19 3/4″
OMC309324DDN	21″	27″	28 1/2″	24″	27″	28 1/2″	16 1/4″	31 1/4″	42″	22″	23 1/2″	22 3/4″
OMC31.59324DDN	21″	28 1/2″	30″	25 1/2″	28 1/2″	30″	16 1/4″	31 1/4″	42″	22″	23 1/2″	22 3/4″
OMC339324DDN	21″	30″	31 1/2″	27″	30″	31 1/2″	16 1/4″	31 1/4″	42″	22″	23 1/2″	22 3/4″
OMC309624DDN	24″	27″	28 1/2″	24″	27″	28 1/2″	16 1/4″	31 1/4″	42″	25″	26 1/2″	25 3/4″
OMC31.59624DDN	24″	28 1/2″	30″	25 1/2″	28 1/2″	30″	16 1/4″	31 1/4″	42″	25″	26 1/2″	25 3/4″
OMC339624DDN	24″	30″	31 1/2″	27″	30″	31 1/2″	16 1/4″	31 1/4″	42″	25″	26 1/2″	25 3/4″

Modifications

ACS	AUTH	CBO	CCO	CFNTO	CFRMO	CND	EX	FB	FDRW	FPEB	FTK	FTK_V	FULL/MFO	MI	NSCH	RD	RECTKL/R	RT	VTK
•	•	•	•	•	•	•	•	•		•	•	•	•	•	•	•	•[1]		•[1]

Construction Upgrades

APU	PEU
•	•

Decorative Door Options

CG
•

[1]RECTKL/R and VTK not available on 93″ and 96″ high cabinets.

OTHER ROOMS CABINET NOMENCLATURE

WFBC1848

Cabinet Type — Cabinet Width

MODIFICATIONS GRID KEY

•	Available
STD	Standard on these cabinets

MODIFICATIONS

Mod.	Description	Mod.	Description
ADDTK	Add Toekick	FPEB	Furniture Finished Plywood End Panels
AUTHB	Authentic Ends Both		
AUTHL	Authentic End Left	FTK	Flush Toekick
AUTHR	Authentic End Right	FTKAV	Flush Toekick Arch
CBO	Cabinet Box Only	FTKFV	Flush Toekick Furniture
CCO	Cabinet Case Only	FULL	Full Overlay
CFNTO	Cabinet Front Only	ID	Increased Depth
CFP	Cabinet False Panel	MFO	Modified Full Overlay
CFRMO	Cabinet Frame Only	MI	Matching Interior
CND	Cabinet with No Door, with Drawer	NSCH	Non SofTouch Hinge
		RD	Reduced Depth
EXL	Extended Stile Left	RECTKALL	Island Toekick
EXR	Extended Stile Right	RECTKBK	Recessed Toekick Back
FB	Finished Ends	RECTKL	Recessed Toekick Left
FD	Full Depth Shelf	RECTKR	Recessed Toekick Right
FDRW	Furniture Board Drawer	RT	Roll Tray
		VTK	Void Toekick

CONSTRUCTION UPGRADES

Mod.	Description
APU	All-plywood Unfinished
PEU	Plywood Ends Unfinished

Desk Height Door Drawer Base, 29″ High, 21″ Deep

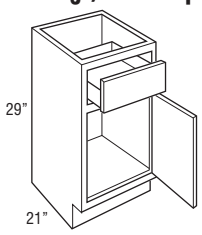

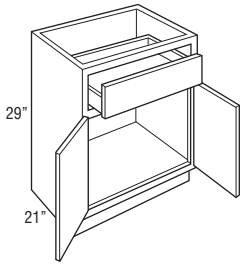

Price Point	1	2	3	4	5	6	7	8
DHB12 L or R	348	400	428	447	472	483	511	554
DHB15 L or R	371	428	447	476	492	515	537	580
DHB18 L or R	401	481	488	536	536	556	590	639
DHB21 L or R	449	527	542	586	596	614	649	704
DHB24B	495	571	597	635	653	673	709	767
DHB30B	569	657	687	730	751	774	815	882
DHB36B	654	756	790	840	864	890	937	1014

Modifications

ADDTK	AUTH	CBO	CCO	CFNTO	CFP	CFRMO	CND	EX	FB	FD	FDRW	FPEB	FTK	FTK_V	FULL/MFO	ID	MI	NSCH	RD	RECTKALL	RECTKBK	RECTKL/R	RT	VTK
		•	•	•	•	•	•	•	•		•	•	•	•[1]		•	•	•	•		•	•	•	•

[1]FTKAV/FTKFV not available on DHB12.

Construction Upgrades

APU	PEU
•	•

Desk Height Drawer Base, 29″ High, 21″ Deep

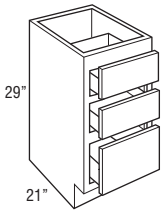

Price Point	1	2	3	4	5	6	7	8
3DHBD12	494	508	520	530	535	546	557	587
3DHBD15	535	551	561	572	578	590	602	635
3DHBD18	580	599	611	622	629	642	653	690
3DHBD21	728	748	764	779	788	803	819	863
3DHBD24	908	935	954	972	983	1001	1023	1078

Modifications

ADDTK	AUTH	CBO	CCO	CFNTO	CFP	CFRMO	CND	EX	FB	FD	FDRW	FPEB	FTK	FTK_V	FULL/MFO	ID	MI	NSCH	RD	RECTKALL	RECTKBK	RECTKL/R	RT	VTK
		•	•	•	•	•		•	•		•	•	•	•[1]		•			•		•	•		•

Construction Upgrades

APU	PEU
•	•

[1]FTKAV/FTKFV not available on 3DHBD12.

Desk Height File Drawer Base, 29″ High, 21″ Deep

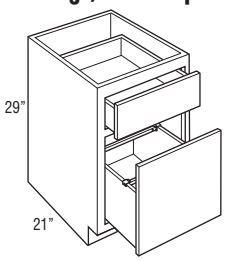

DHFD15	633	651	665	675	682	696	709	748
DHFD18	666	685	700	711	718	733	746	787
DHFD21	699	719	735	747	754	770	783	826

- Door is attached to file drawer.
- File drawer is a solid-wood dovetail drawer that utilizes undermount SofTouch guide.

Modifications

ADDTK	AUTH	CBO	CCO	CFNTO	CFP	CFRMO	CND	EX	FB	FD	FDRW	FPEB	FTK	FTK_V	FULL/MFO	ID	MI	NSCH	RD	RECTKALL	RECTKBK	RECTKL/R	RT	VTK
		•	•			•		•	•			•	•	•		•					•	•		•

Construction Upgrades

APU	PEU
•	•

Desk Double File Drawer Base, 29″ High, 21″ Deep

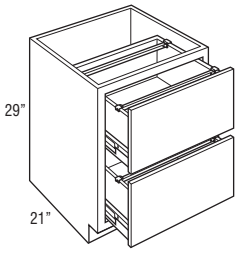

DDFD24	839	863	882	896	905	924	940	991
DDFD30	923	949	970	986	996	1016	1034	1090

- Drawers utilize 125 lb. full extension progressive side-mount guide, do not feature SofTouch guide.
- Bottom of drawer is not designed to support any weight.
- Furniture board braces are utilized for drawer guide supports on end panels.

Modifications

ADDTK	AUTH	CBO	CCO	CFNTO	CFP	CFRMO	CND	EX	FB	FD	FDRW	FPEB	FTK	FTK_V	FULL/MFO	ID	MI	NSCH	RD	RECTKALL	RECTKBK	RECTKL/R	RT	VTK
		•	•			•		•	•			•	•	•		•					•	•		•

Construction Upgrades

APU	PEU
•	•

Under Counter Drawer, 4 3/4″ High, 21″ Deep

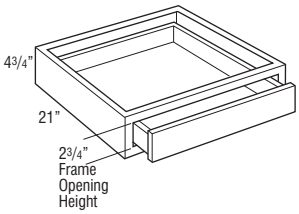

Price Point	1	2	3	4	5	6	7	8
UCD2421	332	332	332	332	332	332	332	332
UCD2721	349	349	349	349	349	349	349	349
UCDS3021	376	376	376	376	376	376	376	376
UCDS3621	401	401	401	401	401	401	401	401

- Cabinet is 4 3/4″ high. Drawer box within cabinet is 2″ high (outside dimension).
- Not trimmable.
- Drawer front is 3/4″ slab front.
- Waldron PureStyle™ slab drawer front will be painted hardwood.
- The frame to end panel offset is 3/4″, which is designed to accommodate the vanity desk leg.
- Plywood end panels are unfinished. Recommended installation between cabinets, panels, and/or walls.

Modifications

ADDTK	AUTH	CBO	CCO	CFNTO	CFP	CFRMO	CND	EX	FB	FD	FDRW	FPEB	FTK	FTK_V	FULL/MFO	ID	MI	NSCH	RD	RECTKALL	RECTKBK	RECTKL/R	RT	VTK
		•	•			•		•								•			•					

Construction Upgrades

APU	PEU
•	STD

Under Counter Drawer, Trimmable, 4 3/4″ High, 21″ Deep

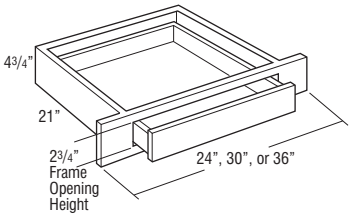

UCDT2421	332	332	332	332	332	332	332	332
UCDT3021	376	376	376	376	376	376	376	376
UCDT3621	401	401	401	401	401	401	401	401

- Cabinet is 4 3/4″ high. Drawer box within cabinet is 2″ high (outside dimension).
- Frame stile is trimmable 3″ on each side, which leaves a face frame to end panel offset of 3/4″ to accommodate the vanity desk leg.
- Drawer front is 3/4″ slab front.
- Waldron PureStyle™ slab drawer front will be painted hardwood.
- Plywood end panels are unfinished. Recommended installation between cabinets, panels, and/or walls.

Modifications

ADDTK	AUTH	CBO	CCO	CFNTO	CFP	CFRMO	CND	EX	FB	FD	FDRW	FPEB	FTK	FTK_V	FULL/MFO	ID	MI	NSCH	RD	RECTKALL	RECTKBK	RECTKL/R	RT	VTK
		•	•			•										•			•					

Construction Upgrades

APU	PEU
•	STD

Furniture Drawer, 6 3/4″ High, 24″ Deep

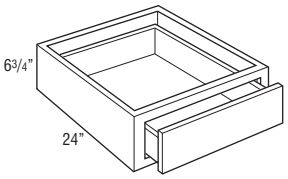

FD2406.7524	310	319	325	331	335	342	349	367
FD3006.7524	505	520	529	541	546	558	569	599
FD3606.7524	550	566	578	589	596	606	620	654

- On traditional overlay styles, drawer front to face frame is justified to the top to be consistent with current traditional overlay reveal. Bottom reveal is 1/4″.

Modifications

ADDTK	AUTH	CBO	CCO	CFNTO	CFP	CFRMO	CND	EX	FB	FD	FDRW	FPEB	FTK	FTK_V	FULL/MFO	ID	MI	NSCH	RD	RECTKALL	RECTKBK	RECTKL/R	RT	VTK
		•	•			•		•	•			•							•					

Construction Upgrades

APU	PEU
•	•

Furniture Drawer, 12″ High, 24″ Deep

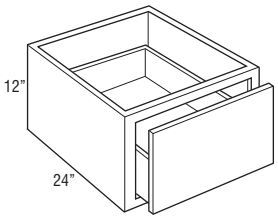

FD241224	435	444	450	456	460	467	474	492
FD301224	630	645	654	666	671	683	694	724
FD361224	675	691	703	714	721	731	745	779

- Drawer front to face frame reveal is justified to the bottom to be consistent with both full/modified full overlay and traditional overlay. Top reveal is 1 1/8″ for traditional overlay and 3/8″ for full/modified full overlay.

Modifications

ADDTK	AUTH	CBO	CCO	CFNTO	CFP	CFRMO	CND	EX	FB	FD	FDRW	FPEB	FTK	FTK_V	FULL/MFO	ID	MI	NSCH	RD	RECTKALL	RECTKBK	RECTKL/R	RT	VTK
•		•	•			•		•	•			•	•	•					•					

Construction Upgrades

APU	PEU
•	•

Furniture Drawer Window Bench, 18″ High, 24″ Deep

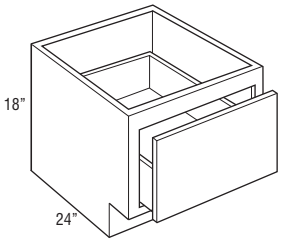

FDWB151824	418	430	437	447	451	461	470	497
FDWB181824	464	478	489	498	503	512	523	552
FDWB211824	493	507	518	528	533	543	555	584
FDWB241824	534	549	560	571	577	589	601	633
FDWB271824	702	724	737	753	759	774	790	832
FDWB301824	870	895	913	932	941	961	980	1032
FDWB331824	909	936	955	973	984	1003	1024	1078
FDWB361824	947	975	996	1016	1026	1045	1067	1126

- Drawer front to face frame reveal is justified to the bottom to be consistent with both full overlay and traditional overlay. Traditional overlay top reveal is 2 5/8″ and bottom reveal is 1″. Full overlay top reveal is 1 7/8″ and bottom reveal is 1/4″.

Modifications

ADDTK	AUTH	CBO	CCO	CFNTO	CFP	CFRMO	CND	EX	FB	FD	FDRW	FPEB	FTK	FTK_V	FULL/MFO	ID	MI	NSCH	RD	RECTKALL	RECTKBK	RECTKL/R	RT	VTK
		•	•			•		•	•			•	•	•					•		•	•		•

Construction Upgrades

APU	PEU
•	•

Wall Furniture Bookcase, 48″, 51″, 54″, 57″, 60″, or 66″ High, 12″ Deep

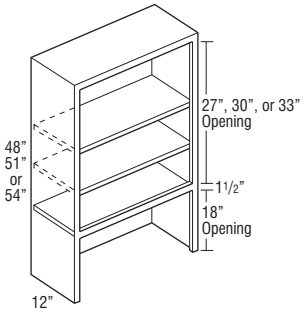

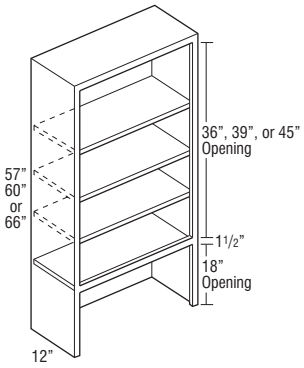

	Price Point 1	2	3	4	5	6	7	8
WFBC1848	1043	1043	1043	1043	1043	1043	1043	1043
WFBC2448	1196	1196	1196	1196	1196	1196	1196	1196
WFBC3048	1450	1450	1450	1450	1450	1450	1450	1450
WFBC3648	1697	1697	1697	1697	1697	1697	1697	1697
WFBC1851	1158	1158	1158	1158	1158	1158	1158	1158
WFBC2451	1329	1329	1329	1329	1329	1329	1329	1329
WFBC3051	1605	1605	1605	1605	1605	1605	1605	1605
WFBC3651	1878	1878	1878	1878	1878	1878	1878	1878
WFBC1854	1158	1158	1158	1158	1158	1158	1158	1158
WFBC2454	1329	1329	1329	1329	1329	1329	1329	1329
WFBC3054	1605	1605	1605	1605	1605	1605	1605	1605
WFBC3654	1878	1878	1878	1878	1878	1878	1878	1878
WFBC1857	1217	1217	1217	1217	1217	1217	1217	1217
WFBC2457	1395	1395	1395	1395	1395	1395	1395	1395
WFBC3057	1682	1682	1682	1682	1682	1682	1682	1682
WFBC3657	1974	1974	1974	1974	1974	1974	1974	1974
WFBC1860	1275	1275	1275	1275	1275	1275	1275	1275
WFBC2460	1460	1460	1460	1460	1460	1460	1460	1460
WFBC3060	1755	1755	1755	1755	1755	1755	1755	1755
WFBC3660	2060	2060	2060	2060	2060	2060	2060	2060
WFBC1866	1389	1389	1389	1389	1389	1389	1389	1389
WFBC2466	1593	1593	1593	1593	1593	1593	1593	1593
WFBC3066	1906	1906	1906	1906	1906	1906	1906	1906
WFBC3666	2241	2241	2241	2241	2241	2241	2241	2241

- 48″, 51″, and 54″ have two adjustable shelves and one fixed shelf.
- 57″, 60″, and 66″ have three adjustable shelves and one fixed shelf.
- Ends, tops, bottoms, and backs are veneer plywood.
- Matching interior.
- Depth can be reduced to a minimum of 9″ and increased to a maximum of 15″.

Modifications

ADDTK	AUTH	CBO	CCO	CFNTO	CFP	CFRMO	CND	EX	FB	FD	FDRW	FPEB	FTK	FTK_V	FULL/MFO	ID	MI	NSCH	RD	RECTKALL	RECTKBK	RECTKL/R	RT	VTK
	•[1]	STD				•						•				•	STD		•					

Construction Upgrades

APU	PEU

[1]AUTHB, AUTHL, and AUTHR not available on 66″ high cabinets.

Tall Bookcase, 84″, 87″, 90″, 93″, or 96″ High, 12″ Deep

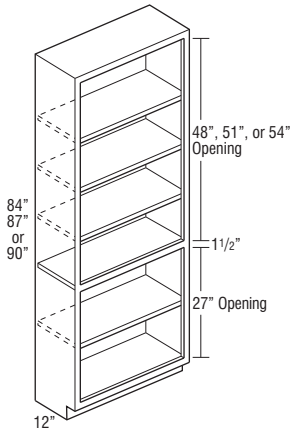

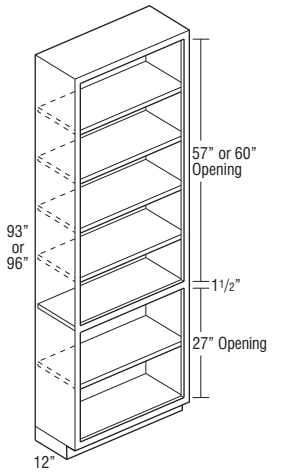

Price Point	1	2	3	4	5	6	7	8
TBC248412	1960	1960	1960	1960	1960	1960	1960	1960
TBC308412	2398	2398	2398	2398	2398	2398	2398	2398
TBC368412	2563	2563	2563	2563	2563	2563	2563	2563
TBC248712	2033	2033	2033	2033	2033	2033	2033	2033
TBC308712	2499	2499	2499	2499	2499	2499	2499	2499
TBC368712	2713	2713	2713	2713	2713	2713	2713	2713
TBC249012	2033	2033	2033	2033	2033	2033	2033	2033
TBC309012	2499	2499	2499	2499	2499	2499	2499	2499
TBC369012	2713	2713	2713	2713	2713	2713	2713	2713
TBC249312	2111	2111	2111	2111	2111	2111	2111	2111
TBC309312	2592	2592	2592	2592	2592	2592	2592	2592
TBC369312	2820	2820	2820	2820	2820	2820	2820	2820
TBC249612	2111	2111	2111	2111	2111	2111	2111	2111
TBC309612	2592	2592	2592	2592	2592	2592	2592	2592
TBC369612	2820	2820	2820	2820	2820	2820	2820	2820

- 84″ and 87″ tall include four adjustable shelves and one fixed shelf.
- 90″ and 93″ tall include five adjustable shelves and one fixed shelf.
- 96″ tall includes six adjustable shelves and one fixed shelf.
- Ends, tops, bottoms, and backs are veneer plywood.
- Toekick assembly shipped unattached on 93″ and 96″, unless FTK options are selected.
- Matching interior.
- Bookcases can only be reduced to 9″.

Modifications

ADDTK	AUTH	CBO	CCO	CFNTO	CFP	CFRMO	CND	EX	FB	FD	FDRW	FPEB	FTK	FTK_V	FULL/MFO	ID	MI	NSCH	RD	RECTKALL	RECTKBK	RECTKL/R	RT	VTK
		STD				•						•	•	•		•	STD		•					

Construction Upgrades

APU	PEU

HOMECREST®
CABINETRY

VANITY CABINET NOMENCLATURE

VSB24B

Cabinet Type — Cabinet Width

NOTE:
Shelves and roll trays must be ordered separately unless noted.

MODIFICATIONS

Mod.	Description	Mod.	Description
AUTHB	Authentic Ends Both	FTK	Flush Toekick
AUTHL	Authentic End Left	FTKAV	Flush Toekick Arch
AUTHR	Authentic End Right	FTKFV	Flush Toekick Furniture
CBO	Cabinet Box Only	FULL	Full Overlay
CCO	Cabinet Case Only	ID	Increased Depth
CFNTO	Cabinet Front Only	MFO	Modified Full Overlay
CFP	Cabinet False Panel	MI	Matching Interior
CFRMO	Cabinet Frame Only	NSCH	Non SofTouch Hinge
EXL	Extended Stile Left	RD	Reduced Depth
EXR	Extended Stile Right	RECTKBK	Recessed Toekick Back
FB	Finished Ends	RECTKL	Recessed Toekick Left
FDRW	Furniture Board Drawer	RECTKR	Recessed Toekick Right
FPEB	Furniture Finished Plywood End Panels	RT	Roll Tray
		VTK	Void Toekick

CONSTRUCTION UPGRADES

Mod.	Description
APU	All-plywood Unfinished
PEU	Plywood Ends Unfinished

MODIFICATIONS GRID KEY

•	Available
STD	Standard on these cabinets

Vanity Sink Base with False Panel, 32″ High, 21″ Deep

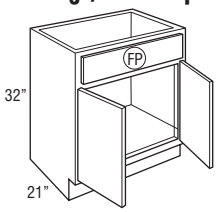

Price Point	1	2	3	4	5	6	7	8
VSB24B	432	499	548	556	606	620	651	706
VSB27B	455	522	548	583	639	649	689	744
VSB30B	488	568	622	632	682	710	743	804
VSB33B	534	627	689	698	761	790	831	899
VSB36B	555	645	714	717	787	832	874	945

Modifications

AUTH	CBO	CCO	CFNTO	CFP	CFRMO	EX	FB	FDRW	FPEB	FTK	FTK_V	FULL/MFO	ID	MI	NSCH	RD	RECTKBK	RECTKL/R	RT	VTK
•		•	•	STD	•	•	•		•	•	•		•	•	•	•	•	•	•	•

Construction Upgrades

APU	PEU
•	•

Vanity Sink Base with False Panels, 32″ High, 21″ Deep

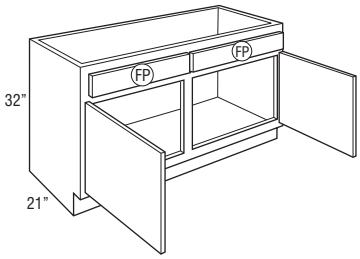

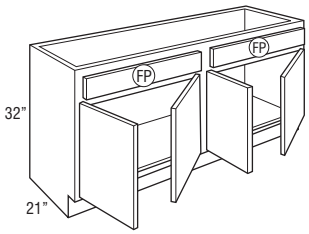

VSB39	557	647	717	720	790	835	877	947
VSB42	575	670	741	744	817	863	906	980
VSB45	595	694	768	770	846	895	937	1014
VSB48	614	716	793	795	874	925	968	1048
VSB54	810	937	1002	1042	1107	1136	1186	1283
VSB60	895	1039	1112	1156	1226	1257	1314	1421

Modifications

AUTH	CBO	CCO	CFNTO	CFP	CFRMO	EX	FB	FDRW	FPEB	FTK	FTK_V	FULL/MFO	ID	MI	NSCH	RD	RECTKBK	RECTKL/R	RT	VTK
•		•	•	STD	•	•	•		•	•	•		•	•	•	•	•	•	•	•

Construction Upgrades

APU	PEU
•	•

Vanity Sink Base with False Panel, 34 1/2″ High, 21″ Deep

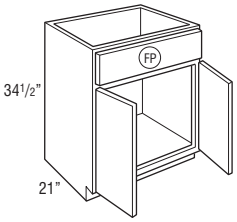

Price Point	1	2	3	4	5	6	7	8
VSB24BBH	481	562	603	625	662	685	717	775
VSB27BBH	495	587	647	655	712	737	777	842
VSB30BBH	526	631	680	704	755	796	842	908
VSB33BBH	542	661	720	733	793	849	896	968
VSB36BBH	571	689	764	769	842	901	951	1027

Modifications

AUTH	CBO	CCO	CFNTO	CFP	CFRMO	EX	FB	FDRW	FPEB	FTK	FTK_V	FULL/MFO	ID	MI	NSCH	RD	RECTKBK	RECTKL/R	RT	VTK
•		•	•	STD	•	•	•		•	•	•		•	•	•	•	•	•	•	•

Construction Upgrades

APU	PEU
•	•

Vanity Sink Base with False Panels, 34 1/2″ High, 21″ Deep

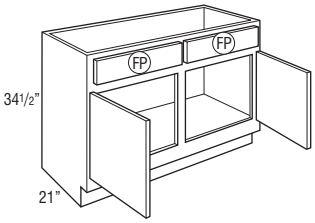

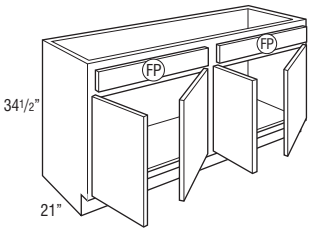

VSB39BH	557	647	717	720	790	835	877	947
VSB42BH	575	670	741	744	817	863	906	980
VSB45BH	595	694	768	770	846	895	937	1014
VSB48BH	614	716	793	795	874	925	968	1048
VSB54BH	810	937	1002	1042	1107	1136	1186	1283
VSB60BH	895	1039	1112	1156	1226	1257	1314	1421

Modifications

AUTH	CBO	CCO	CFNTO	CFP	CFRMO	EX	FB	FDRW	FPEB	FTK	FTK_V	FULL/MFO	ID	MI	NSCH	RD	RECTKBK	RECTKL/R	RT	VTK
•		•	•	STD	•	•	•		•	•	•		•	•	•	•	•	•	•	•

Construction Upgrades

APU	PEU
•	•

Vanity Base, Single Door with Drawer, 32″ High, 21″ Deep

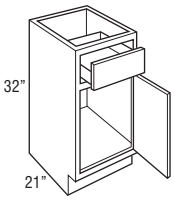

VB12 L or R	338	400	428	447	472	483	511	554
VB15 L or R	371	428	447	476	492	515	537	580
VB18 L or R	401	481	488	536	536	556	590	639
VB21 L or R	450	527	543	586	599	616	651	706

Modifications

AUTH	CBO	CCO	CFNTO	CFP	CFRMO	EX	FB	FDRW	FPEB	FTK	FTK_V	FULL/MFO	ID	MI	NSCH	RD	RECTKBK	RECTKL/R	RT	VTK
•	•	•	•	•	•	•	•	•	•	•	•[1]		•	•	•	•	•	•	•	•

[1]FTKAV/FTKFV not available on VB12.

Construction Upgrades

APU	PEU
•	•

Vanity Base, Double Door with Drawer, 32″ High, 21″ Deep

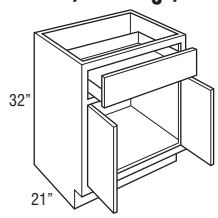

VB24B	495	573	597	639	653	673	709	767

Modifications

AUTH	CBO	CCO	CFNTO	CFP	CFRMO	EX	FB	FDRW	FPEB	FTK	FTK_V	FULL/MFO	ID	MI	NSCH	RD	RECTKBK	RECTKL/R	RT	VTK
•	•	•	•	•	•	•	•	•	•	•	•		•	•	•	•	•	•	•	•

Construction Upgrades

APU	PEU
•	•

Vanity Base, Single Door with Drawer, 34 1/2″ High, 21″ Deep

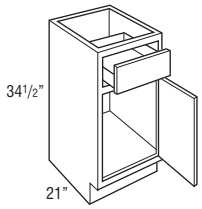

Price Point	1	2	3	4	5	6	7	8
VB12BH L or R	380	464	504	515	558	571	602	650
VB15BH L or R	401	488	527	541	577	600	633	683
VB18BH L or R	432	522	559	579	615	644	682	738
VB21BH L or R	470	562	595	625	651	691	734	793

Modifications

AUTH	CBO	CCO	CFNTO	CFP	CFRMO	EX	FB	FDRW	FPEB	FTK	FTK_V	FULL/MFO	ID	MI	NSCH	RD	RECTKBK	RECTKL/R	RT	VTK
•	•	•	•	•	•	•	•	•	•	•	•[1]		•	•	•	•	•	•	•	•

[1]FTKAV/FTKFV not available on VB12BH.

Construction Upgrades

APU	PEU
•	•

Vanity Base, Double Door with Drawer, 34 1/2″ High, 21″ Deep

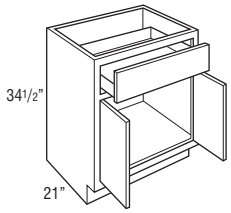

VB24BBH	544	653	698	731	767	818	853	923

Modifications

AUTH	CBO	CCO	CFNTO	CFP	CFRMO	EX	FB	FDRW	FPEB	FTK	FTK_V	FULL/MFO	ID	MI	NSCH	RD	RECTKBK	RECTKL/R	RT	VTK
•	•	•	•	•	•	•	•	•	•	•	•		•	•	•	•	•	•	•	•

Construction Upgrades

APU	PEU
•	•

Vanity Three Drawer Base, 32″ High, 21″ Deep

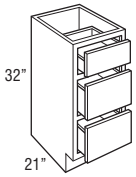

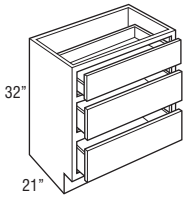

VBD12	494	508	520	530	535	546	557	587
VBD15	535	551	561	572	578	590	602	635
VBD18	580	599	611	622	629	642	653	690
VBD21	626	645	659	672	678	691	706	744
VBD24	669	688	703	717	725	738	754	793
VBD27	735	757	773	789	797	813	828	874
VBD30	808	831	851	868	878	892	912	961

Modifications

AUTH	CBO	CCO	CFNTO	CFP	CFRMO	EX	FB	FDRW	FPEB	FTK	FTK_V	FULL/MFO	ID	MI	NSCH	RD	RECTKBK	RECTKL/R	RT	VTK
•	•	•	•	•	•	•	•	•	•	•	•[1]		•			•	•	•		•

[1]FTKAV/FTKFV not available on VBD12.

Construction Upgrades

APU	PEU
•	•

Vanity Three Drawer Base, 34 1/2″ High, 21″ Deep

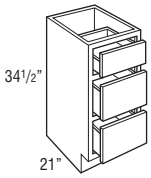

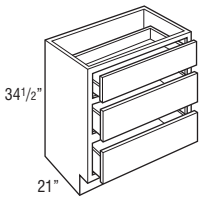

VBD12BH	571	588	600	612	617	630	643	678
VBD15BH	601	618	631	644	649	664	676	712
VBD18BH	636	653	669	680	688	703	717	757
VBD21BH	675	697	709	725	732	746	760	801
VBD24BH	733	755	769	786	793	810	825	873
VBD27BH	805	829	847	863	874	889	909	960
VBD30BH	886	913	932	951	961	978	999	1056

Modifications

AUTH	CBO	CCO	CFNTO	CFP	CFRMO	EX	FB	FDRW	FPEB	FTK	FTK_V	FULL/MFO	ID	MI	NSCH	RD	RECTKBK	RECTKL/R	RT	VTK
•	•	•	•	•	•	•	•	•	•	•	•[1]		•			•	•	•		•

[1]FTKAV/FTKFV not available on VBD12BH.

Construction Upgrades

APU	PEU
•	•

Vanity Four Drawer Base, 34 1/2″ High, 21″ Deep

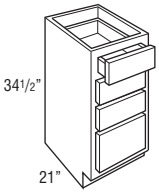

Price Point	1	2	3	4	5	6	7	8
4VBD12BH	600	617	630	643	648	662	675	711
4VBD15BH	631	649	664	676	682	698	710	749
4VBD18BH	669	688	703	717	725	738	754	793
4VBD21BH	709	732	746	760	767	784	797	843
4VBD24BH	769	792	808	824	832	850	866	914

Modifications

AUTH	CBO	CCO	CFNTO	CFP	CFRMO	EX	FB	FDRW	FPEB	FTK	FTK_V	FULL/MFO	ID	MI	NSCH	RD	RECTKBK	RECTKL/R	RT	VTK
•	•	•	•	•	•	•	•	•	•	•	•[1]		•			•	•	•		•

[1]FTKAV/FTKFV not available on 4VBD12BH.

Construction Upgrades

APU	PEU
•	•

Vanity Bowl Base, 32″ High, 21″ Deep

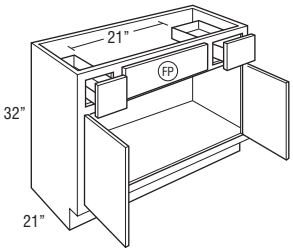

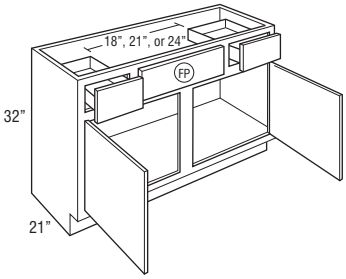

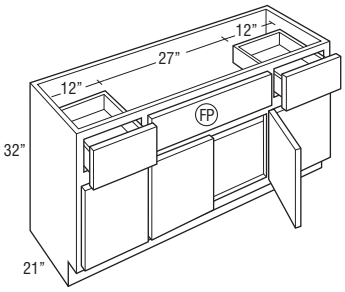

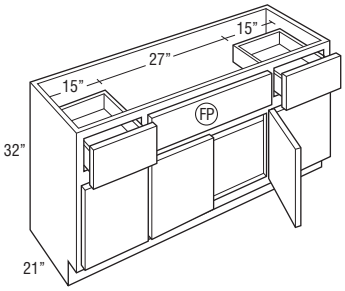

	1	2	3	4	5	6	7	8
VBB36B	567	659	732	734	804	851	886	961
VBB39	599	701	774	778	854	908	948	1027
VBB42	630	740	819	822	904	964	1010	1092
VBB45	653	770	849	854	937	1001	1053	1137
VBB48	677	799	878	886	969	1038	1092	1181
VBB54	880	1038	1141	1151	1261	1350	1419	1535
VBB60	1065	1256	1381	1393	1526	1633	1717	1857

	Face Frame Opening Width			Available Sink Clearance Width	# of Sink Openings	# of Drawers
	Drawers	Side Doors	False Panel			
VBB36B..	6″	33″ (butt doors)	15″	21″	1	2
VBB39..	9″	16 1/2″	12″	18″	1	2
VBB42..	9″	18″	15″	21″	1	2
VBB45..	9″	19 1/2″	18″	24″	1	2
VBB48..	12″	21″	15″	21″	1	2
VBB54..	12″	12″	21″	27″	1	2
VBB60..	15″	15″	21″	27″	1	2

Modifications

AUTH	CBO	CCO	CFNTO	CFP	CFRMO	EX	FB	FDRW	FPEB	FTK	FTK_V	FULL/MFO	ID	MI	NSCH	RD	RECTKBK	RECTKL/R	RT	VTK
•	•	•	•	•	•	•	•	•	•	•	•		•	•	•	•	•	•	•	•

Construction Upgrades

APU	PEU
•	•

Vanity Bowl Base, 34 1/2″ High, 21″ Deep

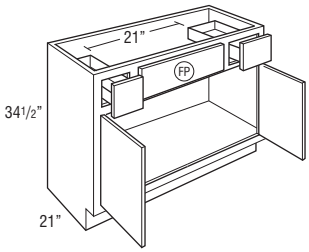

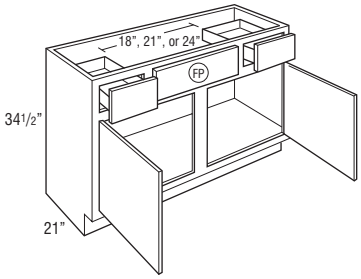

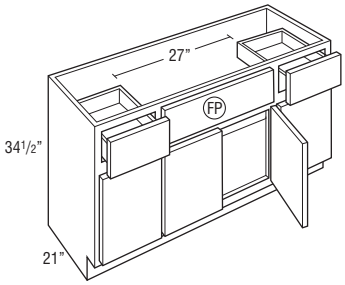

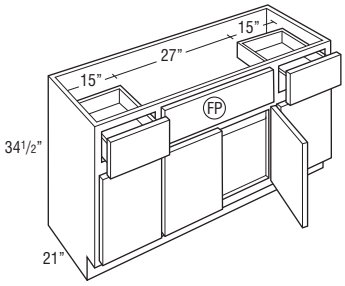

Price Point	1	2	3	4	5	6	7	8
VBB36BBH	633	741	779	824	921	970	1019	1101
VBB39BH	655	770	810	855	960	1018	1069	1156
VBB42BH	677	799	840	886	996	1063	1119	1210
VBB45BH	700	824	866	914	1030	1102	1160	1254
VBB48BH	720	850	892	941	1063	1140	1200	1299
VBB54BH	936	1105	1160	1222	1382	1482	1560	1689
VBB60BH	1133	1337	1404	1480	1672	1793	1888	2044

	Face Frame Opening Width			Available Sink Clearance Width	# of Sink Openings	# of Drawers
	Drawers	Side Doors	False Panel			
VBB36B..	6″	33″ (butt doors)	15″	21″	1	2
VBB39..	9″	16 1/2″	12″	18″	1	2
VBB42..	9″	18″	15″	21″	1	2
VBB45..	9″	19 1/2″	18″	24″	1	2
VBB48..	12″	21″	15″	21″	1	2
VBB54..	12″	12″	21″	27″	1	2
VBB60..	15″	15″	21″	27″	1	2

Modifications

AUTH	CBO	CCO	CFNTO	CFP	CFRMO	EX	FB	FDRW	FPEB	FTK	FTK_V	FULL/MFO	ID	MI	NSCH	RD	RECTKBK	RECTKL/R	RT	VTK
•	•	•	•	•	•	•	•	•	•	•	•		•	•	•	•	•	•	•	•

Construction Upgrades

APU	PEU
•	•

Vanity Bowl Base with False Panel, 32″ High, 21″ Deep

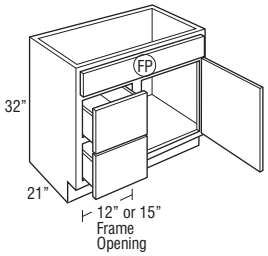

VB30D L or R	643	744	787	827	863	909	957	1034
VB36D L or R	739	852	876	946	966	1003	1051	1134

• L or R indicates drawer location.

	Face Frame Opening Width		Available Sink Clearance Width	# of Sink Openings	# of Drawers
	Drawers	Side Doors			
VB30D..	12″	12″	27″	1	2
VB36D..	15″	15″	33″	1	2

Modifications

AUTH	CBO	CCO	CFNTO	CFP	CFRMO	EX	FB	FDRW	FPEB	FTK	FTK_V	FULL/MFO	ID	MI	NSCH	RD	RECTKBK	RECTKL/R	RT	VTK
•	•	•	•	STD	•	•	•	•	•	•	•		•		•	•	•	•		•

Construction Upgrades

APU	PEU
•	•

Vanity Bowl Base with False Panel, 32″ High, 21″ Deep

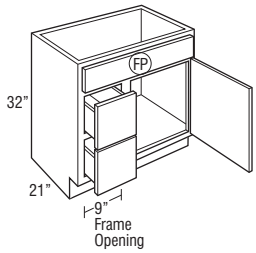

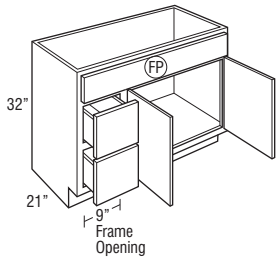

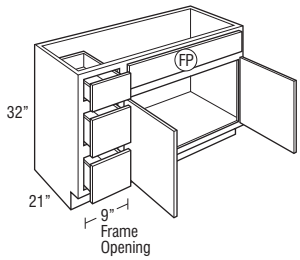

Price Point	1	2	3	4	5	6	7	8
VBB24D L or R	586	709	750	792	824	864	911	985
VBB27D L or R	614	728	769	811	845	887	934	1010
VBB30D L or R	643	744	787	827	863	909	957	1034
VBB33D L or R	691	799	831	887	915	956	1004	1085
VBB36D L or R	739	852	876	946	966	1003	1051	1134
VBB39D L or R	835	978	1010	1087	1114	1166	1225	1324
VBB423D L or R	893	1046	1081	1163	1192	1248	1311	1417
VBB483D L or R	956	1119	1157	1244	1275	1335	1403	1516

- L or R indicates drawer location.

	Face Frame Opening Width		Available Sink Clearance Width	# of Sink Openings	# of Drawers
	Drawers	Doors			
VBB24D..	9″	9″	21″	1	2
VBB27D..	9″	12″	24″	1	2
VBB30D..	9″	15″	27″	1	2
VBB33D..	9″	18″	30″	1	2
VBB36D..	9″	21″	33″	1	2
VBB39D..	9″	24″	27″	1	3
VBB423D..	9″	27″	30″	1	3
VBB483D..	9″	33″	36″	1	3

Modifications

AUTH	CBO	CCO	CFNTO	CFP	CFRMO	EX	FB	FDRW	FPEB	FTK	FTK_V	FULL/MFO	ID	MI	NSCH	RD	RECTKBK	RECTKL/R	RT	VTK
•	•	•	•	STD[1]	•	•	•	•	•	•	•		•		•	•	•	•		•

[1]CFP is standard on 24″, 27″, 30″, 33″, and 36″ wide. Available on 39″, 42″, and 48″ wide.

Construction Upgrades

APU	PEU
•	•

Vanity Bowl Base with False Panel, 32″ High, 21″ Deep

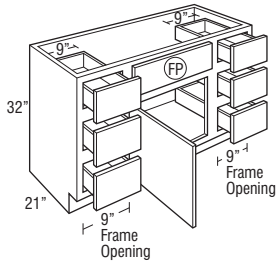

VBB42D L or R	932	1103	1145	1226	1262	1327	1397	1512
VBB45D L or R	988	1174	1215	1305	1339	1410	1483	1604

- Specify L or R door swing.

	Face Frame Opening Width		Available Sink Clearance Width	# of Sink Openings	# of Drawers
	Drawers	Doors			
VBB42D..	9″	15″	21″	1	6
VBB45D..	9″	18″	24″	1	6

Modifications

AUTH	CBO	CCO	CFNTO	CFP	CFRMO	EX	FB	FDRW	FPEB	FTK	FTK_V	FULL/MFO	ID	MI	NSCH	RD	RECTKBK	RECTKL/R	RT	VTK
•	•	•	•	•	•	•	•	•	•	•	•		•		•	•	•	•		•

Construction Upgrades

APU	PEU
•	•

Vanity Bowl Base with Six Drawers & False Panel, 32″ High, 21″ Deep

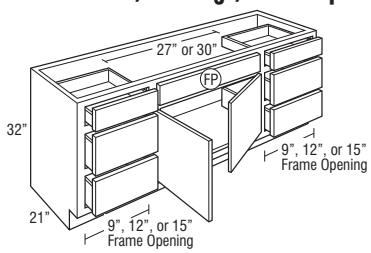

VBB48D	1042	1243	1285	1383	1417	1492	1568	1697
VBB54D	1079	1281	1326	1425	1462	1542	1623	1755
VBB57D	1137	1349	1395	1500	1538	1624	1709	1849
VBB60D	1168	1386	1434	1541	1581	1670	1755	1897

	Face Frame Opening Width		Available Sink Clearance Width	# of Sink Openings	# of Drawers
	Drawers	Doors			
VBB48D..	9″	21″	27″	1	6
VBB54D..	12″	21″	27″	1	6
VBB57D..	12″	24″	30″	1	6
VBB60D..	15″	21″	27″	1	6

Modifications

AUTH	CBO	CCO	CFNTO	CFP	CFRMO	EX	FB	FDRW	FPEB	FTK	FTK_V	FULL/MFO	ID	MI	NSCH	RD	RECTKBK	RECTKL/R	RT	VTK
•	•	•	•	•	•	•	•	•	•	•	•		•		•	•	•	•		•

Construction Upgrades

APU	PEU
•	•

Vanity Bowl Base with False Panel, 34 1/2″ High, 21″ Deep

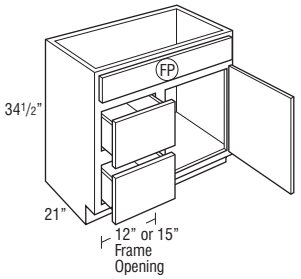

Price Point	1	2	3	4	5	6	7	8
VB30DLBH/DRBH	697	818	862	911	951	1019	1079	1168
VB36DLBH/DRBH	823	951	1002	1060	1104	1143	1211	1309

- L or R indicates drawer location.

	Face Frame Opening Width		Available Sink Clearance Width	# of Sink Openings	# of Drawers
	Drawers	Side Doors			
VB30D..	12″	12″	27″	1	2
VB36D..	15″	15″	33″	1	2

Modifications

AUTH	CBO	CCO	CFNTO	CFP	CFRMO	EX	FB	FDRW	FPEB	FTK	FTK_V	FULL/MFO	ID	MI	NSCH	RD	RECTKBK	RECTKL/R	RT	VTK
•	•	•	•	STD	•	•	•	•	•	•	•		•		•	•	•	•		•

Construction Upgrades

APU	PEU
•	•

Vanity Bowl Base with False Panel, 34 1/2″ High, 21″ Deep

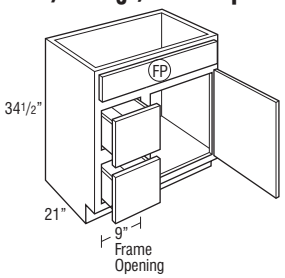

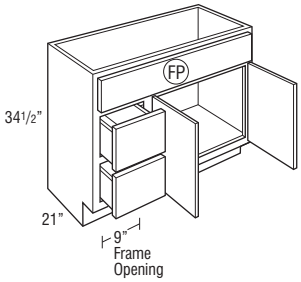

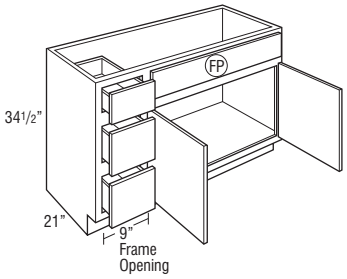

VBB24DLBH/DRBH	653	766	823	854	910	946	1004	1087
VBB27DLBH/DRBH	675	792	844	883	931	983	1042	1128
VBB30DLBH/DRBH	697	818	862	911	951	1019	1079	1168
VBB33DLBH/DRBH	760	885	932	986	1028	1081	1145	1239
VBB36DLBH/DRBH	823	951	1002	1060	1104	1143	1211	1309
VBB39DLBH/DRBH	904	1057	1129	1176	1245	1298	1369	1482
VBB423DLBH/DRBH	967	1131	1208	1258	1332	1389	1465	1586
VBB483DLBH/DRBH	1035	1210	1293	1346	1425	1486	1568	1697

- L or R indicates drawer location.

	Face Frame Opening Width		Available Sink Clearance Width	# of Sink Openings	# of Drawers
	Drawers	Doors			
VBB24D..	9″	9″	21″	1	2
VBB27D..	9″	12″	24″	1	2
VBB30D..	9″	15″	27″	1	2
VBB33D..	9″	18″	30″	1	2
VBB36D..	9″	21″	33″	1	2
VBB39D..	9″	24″	27″	1	3
VBB423D..	9″	27″	30″	1	3
VBB483D..	9″	33″	36″	1	3

Modifications

AUTH	CBO	CCO	CFNTO	CFP	CFRMO	EX	FB	FDRW	FPEB	FTK	FTK_V	FULL/MFO	ID	MI	NSCH	RD	RECTKBK	RECTKL/R	RT	VTK
•	•	•	•	STD[1]	•	•	•	•	•	•	•		•		•	•	•	•		•

[1]CFP is standard on 24″, 27″, 30″, 33″, and 36″ wide. Available on 39″, 42″, and 48″ wide.

Construction Upgrades

APU	PEU
•	•

Vanity Bowl Base with False Panel, 34 1/2″ High, 21″ Deep

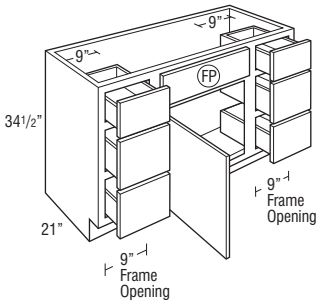

VBB42DBH L or R	984	1161	1255	1291	1386	1451	1528	1653
VBB45DBH L or R	1048	1234	1333	1372	1469	1541	1623	1757

- Specify L or R door swing.

	Face Frame Opening Width		Available Sink Clearance Width	# of Sink Openings	# of Drawers
	Drawers	Doors			
VBB42D..	9″	15″	21″	1	6
VBB45D..	9″	18″	24″	1	6

Modifications

AUTH	CBO	CCO	CFNTO	CFP	CFRMO	EX	FB	FDRW	FPEB	FTK	FTK_V	FULL/MFO	ID	MI	NSCH	RD	RECTKBK	RECTKL/R	RT	VTK
•	•	•	•	•	•	•	•	•	•	•	•		•		•	•	•	•		•

Construction Upgrades

APU	PEU
•	•

Vanity Bowl Base with Six Drawers & False Panel, 34 1/2″ High, 21″ Deep

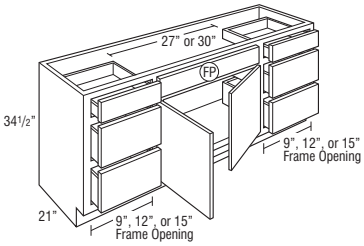

Price Point	1	2	3	4	5	6	7	8
VBB48DBH	1111	1305	1410	1452	1553	1631	1717	1857
VBB54DBH	1185	1421	1538	1583	1697	1800	1891	2045
VBB57DBH	1247	1495	1618	1665	1786	1894	1988	2153
VBB60DBH	1281	1535	1663	1711	1834	1946	2045	2212

	Face Frame Opening Width		Available Sink Clearance Width	# of Sink Openings	# of Drawers
	Drawers	Doors			
VBB48D..	9″	21″	27″	1	6
VBB54D..	12″	21″	27″	1	6
VBB57D..	12″	24″	30″	1	6
VBB60D..	15″	21″	27″	1	6

Modifications

AUTH	CBO	CCO	CFNTO	CFP	CFRMO	EX	FB	FDRW	FPEB	FTK	FTK_V	FULL/MFO	ID	MI	NSCH	RD	RECTKBK	RECTKL/R	RT	VTK
•	•	•	•	•	•	•	•	•	•	•	•		•		•	•	•	•		•

Construction Upgrades

APU	PEU
•	•

Vanity Drawer Base with False Panels, 32″ High, 21″ Deep

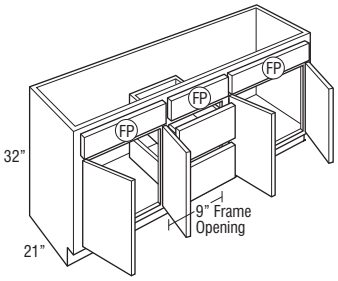

	1	2	3	4	5	6	7	8
VDB60FP3	988	1151	1180	1295	1308	1354	1431	1556

	Face Frame Opening Width		Available Sink Clearance Width	# of Sink Openings	# of Drawers
	Drawers	Doors			
VDB60..	9″	21″	24″	2	2

Modifications

AUTH	CBO	CCO	CFNTO	CFP	CFRMO	EX	FB	FDRW	FPEB	FTK	FTK_V	FULL/MFO	ID	MI	NSCH	RD	RECTKBK	RECTKL/R	RT	VTK
•	•	•	•	STD	•	•	•	•	•	•	•		•		•	•	•	•		•

Construction Upgrades

APU	PEU
•	•

Vanity Drawer Base with False Panels, 34 1/2″ High, 21″ Deep

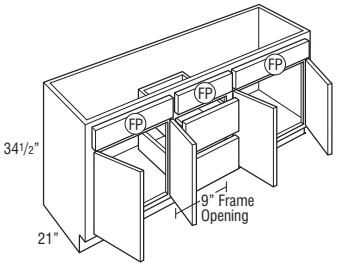

	1	2	3	4	5	6	7	8
VDB60FP3BH	1049	1249	1359	1402	1505	1586	1673	1816

	Face Frame Opening Width		Available Sink Clearance Width	# of Sink Openings	# of Drawers
	Drawers	Doors			
VDB60..	9″	21″	24″	2	2

Modifications

AUTH	CBO	CCO	CFNTO	CFP	CFRMO	EX	FB	FDRW	FPEB	FTK	FTK_V	FULL/MFO	ID	MI	NSCH	RD	RECTKBK	RECTKL/R	RT	VTK
•	•	•	•	STD	•	•	•	•	•	•	•		•		•	•	•	•		•

Construction Upgrades

APU	PEU
•	•

Vanity Drawer Base, 32″ High, 21″ Deep

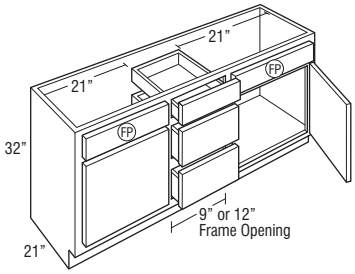

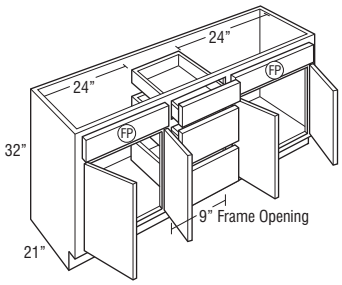

Price Point	1	2	3	4	5	6	7	8
VDB54	1028	1184	1211	1320	1333	1375	1449	1565
VDB57	1055	1216	1243	1355	1367	1412	1486	1608
VDB60	1083	1246	1275	1390	1403	1449	1526	1651

	Face Frame Opening Width		Available Sink Clearance Width	# of Sink Openings	# of Drawers
	Drawers	Doors			
VDB54..	9″	18″	21″	2	3
VDB57..	12″	18″	21″	2	3
VDB60..	9″	21″	24″	2	3

Modifications

AUTH	CBO	CCO	CFNTO	CFP	CFRMO	EX	FB	FDRW	FPEB	FTK	FTK_V	FULL/MFO	ID	MI	NSCH	RD	RECTKBK	RECTKL/R	RT	VTK
•	•	•	•	•	•	•	•	•	•	•	•		•		•	•	•	•		•

Construction Upgrades

APU	PEU
•	•

Vanity Drawer Base, 34 1/2″ High, 21″ Deep

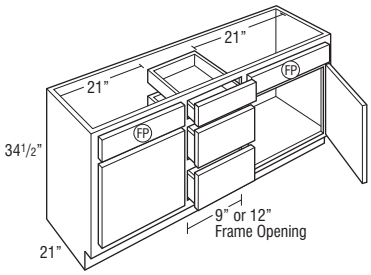

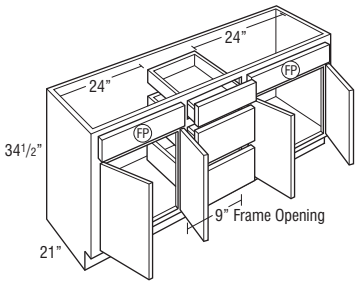

VDB54BH	1087	1277	1380	1422	1521	1598	1680	1817
VDB57BH	1115	1311	1417	1460	1562	1640	1724	1864
VDB60BH	1144	1344	1454	1497	1600	1681	1768	1911

	Face Frame Opening Width		Available Sink Clearance Width	# of Sink Openings	# of Drawers
	Drawers	Doors			
VDB54..	9″	18″	21″	2	3
VDB57..	12″	18″	21″	2	3
VDB60..	9″	21″	24″	2	3

Modifications

AUTH	CBO	CCO	CFNTO	CFP	CFRMO	EX	FB	FDRW	FPEB	FTK	FTK_V	FULL/MFO	ID	MI	NSCH	RD	RECTKBK	RECTKL/R	RT	VTK
•	•	•	•	•	•	•	•	•	•	•	•		•		•	•	•	•		•

Construction Upgrades

APU	PEU
•	•

Linen Utility with Hamper, 84″ Tall, 21″ Deep

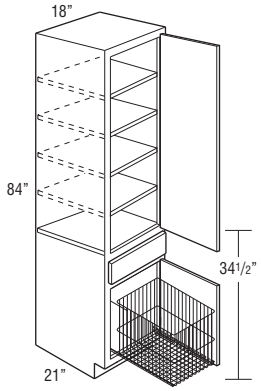

Price Point	1	2	3	4	5	6	7	8
L188421BH L or R	1323	1464	1487	1628	1634	1657	1818	1918

- Designed to be used with 34 1/2″ high vanities.
- Hamper size is 14 3/4″ wide x 19 3/8″ high x 18″ deep.
- Tall mitered door styles and PureStyle™ door styles will feature one center panel, other door styles will feature two center panels.

Modifications

AUTH	CBO	CCO	CFNTO	CFP	CFRMO	EX	FB	FDRW	FPEB	FTK	FTK_V	FULL/MFO	ID	MI	NSCH	RD	RECTKBK	RECTKL/R	RT	VTK
	•	•	•		•	•	•	•	•	•	•	•		•	•			•		•

Construction Upgrades

APU	PEU
•	•

Linen Storage Cabinet

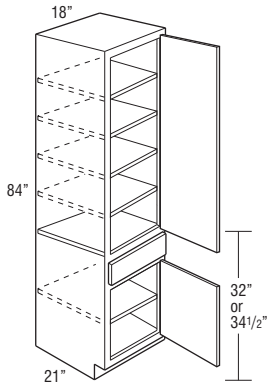

LT188421 L or R	1323	1464	1487	1628	1634	1657	1818	1918
LT188421BH L or R	1323	1464	1487	1628	1634	1657	1818	1918

- LT188421 designed to be used with 32″ high vanities.
- LT188421BH designed to be used with 34 1/2″ high vanities.
- Tall mitered door styles and PureStyle™ door styles will feature one center panel, other door styles will feature two center panels.

Modifications

AUTH	CBO	CCO	CFNTO	CFP	CFRMO	EX	FB	FDRW	FPEB	FTK	FTK_V	FULL/MFO	ID	MI	NSCH	RD	RECTKBK	RECTKL/R	RT	VTK
	•	•	•		•	•	•	•	•	•	•	•		•	•	•		•	•	•

Construction Upgrades

APU	PEU
•	•

Vanity Wall, 30″ High, 6″ Deep

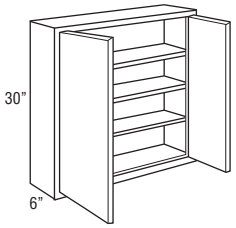

Price Point	1	2	3	4	5	6	7	8
W24306B	405	497	522	554	601	611	645	688

Modifications

AUTH	CBO	CCO	CFNTO	CFP	CFRMO	EX	FB	FDRW	FPEB	FTK	FTK_V	FULL/MFO	ID	MI	NSCH	RD	RECTKBK	RECTKL/R	RT	VTK
	•	•	•		•	•	•		•			•		•	•					

Construction Upgrades

APU	PEU
•	•

Decorative Door Options

CG	MD
•	•

Wall Boutique

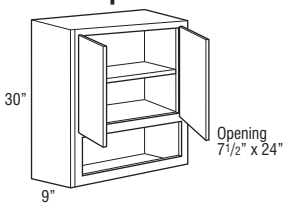

WB2730B	503	611	642	681	749	761	819	863

- Includes 1 adjustable shelf.
- Cabinet has butt doors, no center stile.
- Cabinet opening matches cabinet exterior.

Modifications

AUTH	CBO	CCO	CFNTO	CFP	CFRMO	EX	FB	FDRW	FPEB	FTK	FTK_V	FULL/MFO	ID	MI	NSCH	RD	RECTKBK	RECTKL/R	RT	VTK
	•	•	•		•	•			•			•		STD	•					

Construction Upgrades

APU	PEU

Single Door Medicine Cabinet

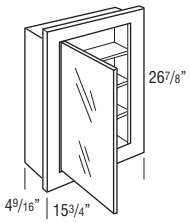

MC16	490	490	490	490	490	490	490	490

- Cut-out dimensions are 14 7/16" wide x 25 5/8" high x 4" deep.
- Unit can be surface mounted or recessed.
- Door of cabinet is glass mirror, 12 5/8″ wide x 23 1/2″ high.
- Matching cabinet doors not available.
- Cabinet has wood frame.
- 1/2″ plywood ends, tops, and bottoms.
- Natural Maple laminate interior.
- 3/4″ laminated plywood shelves.

Modifications

AUTH	CBO	CCO	CFNTO	CFP	CFRMO	EX	FB	FDRW	FPEB	FTK	FTK_V	FULL/MFO	ID	MI	NSCH	RD	RECTKBK	RECTKL/R	RT	VTK
	•	•			•		STD							•						

Construction Upgrades

APU	PEU
STD	

Under Counter Drawer, 4 3/4″ High, 21″ Deep

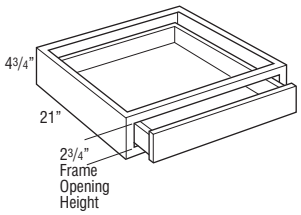

UCD2421	332	332	332	332	332	332	332	332
UCD2721	349	349	349	349	349	349	349	349
UCDS3021	376	376	376	376	376	376	376	376
UCDS3621	401	401	401	401	401	401	401	401

- Cabinet is 4 3/4″ high. Drawer box within cabinet is 2″ high (outside dimension).
- Not trimmable.
- Drawer front is 3/4″ slab front.
- Waldron PureStyle™ slab drawer front will be painted hardwood.
- The frame to end panel offset is 3/4″, which is designed to accommodate the vanity desk leg.
- Plywood end panels are unfinished. Recommended installation between cabinets, panels, and/or walls.

Modifications

AUTH	CBO	CCO	CFNTO	CFP	CFRMO	EX	FB	FDRW	FPEB	FTK	FTK_V	FULL/MFO	ID	MI	NSCH	RD	RECTKBK	RECTKL/R	RT	VTK
	•	•			•	•							•			•				

Construction Upgrades

APU	PEU
•	STD

Under Counter Drawer, Trimmable, 4 3/4″ High, 21″ Deep

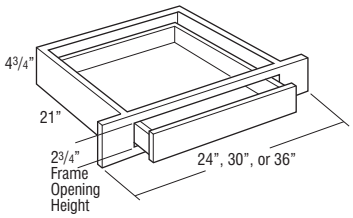

UCDT2421	332	332	332	332	332	332	332	332
UCDT3021	376	376	376	376	376	376	376	376
UCDT3621	401	401	401	401	401	401	401	401

- Cabinet is 4 3/4″ high. Drawer box within cabinet is 2″ high (outside dimension).
- Frame stile is trimmable 3″ on each side, which leaves a face frame to end panel offset of 3/4″ to accommodate the vanity desk leg.
- Drawer front is 3/4″ slab front.
- Waldron PureStyle™ slab drawer front will be painted hardwood.
- Plywood end panels are unfinished. Recommended installation between cabinets, panels, and/or walls.

Modifications

AUTH	CBO	CCO	CFNTO	CFP	CFRMO	EX	FB	FDRW	FPEB	FTK	FTK_V	FULL/MFO	ID	MI	NSCH	RD	RECTKBK	RECTKL/R	RT	VTK
	•	•			•								•			•				

Construction Upgrades

APU	PEU
•	STD

Vanity Wall Mirror Cabinet, 30″ High, 4 9/16″ Deep

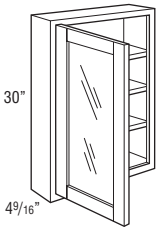

Price Point	1	2	3	4	5	6	7	8
VWM2430 L or R	544	660	694	736	809	822	885	933

- Standard with CG doors and installed mirror glass.
- Unit intended to be surface mounted. Features standard 1/4″ face frame reveal on ends.
- Adjustable shelves.
- Not available in Chalet.

Modifications

AUTH	CBO	CCO	CFNTO	CFP	CFRMO	EX	FB	FDRW	FPEB	FTK	FTK_V	FULL/MFO	ID	MI	NSCH	RD	RECTKBK	RECTKL/R	RT	VTK
	•	•	•		•	•	•		•			•[1]		•	•					

[1]MFO not available.

Construction Upgrades

APU	PEU
•	•

Vanity Mirror

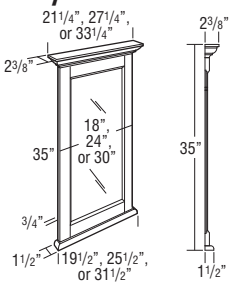

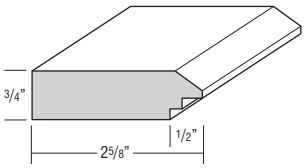

mirror frame profile

VM2135	N/A	732	732	N/A	N/A	732	732	732
VM2735	N/A	797	797	N/A	N/A	797	797	797
VM3335	N/A	866	866	N/A	N/A	866	866	866

- Moulding included on vanity mirrors is not a standard moulding.
- Mirror glass is beveled.
- Includes two installed metal hanging hooks on back.

Model	Overall Dimensions Width	Overall Dimensions Height	Mirror - Visible Dimensions Width	Mirror - Visible Dimensions Height
VM2135	21 1/4″	35″	12 15/16″	26 15/16″
VM2735	27 1/4″	35″	18 15/16″	26 15/16″
VM3335	33 1/4″	35″	24 15/16″	26 15/16″

MODIFICATIONS
No modifications available for these products.

Species Availability

Hickory	Maple	Oak	Painted	Rustic Hickory	Laminate
	•		•		Painted

Medicine Cabinet

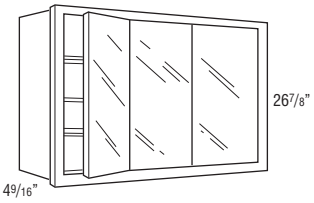

TV30	804	804	804	804	804	804	804	804
TV36	863	863	863	863	863	863	863	863

- Surface or recessed mount.
- When ordering Rustic Hickory, Hickory will be substituted.

Model	Cabinet Dimensions Width	Cabinet Dimensions Height	Cabinet Dimensions Depth	Cut-out Dimensions Width	Cut-out Dimensions Height	Cut-out Dimensions Depth
TV30	30″	26 7/8″	4 9/16″	28 11/16″	25 5/8″	4″
TV36	36″	26 7/8″	4 9/16″	34 11/16″	25 5/8″	4″

Modifications

AUTH	CBO	CCO	CFNTO	CFP	CFRMO	EX	FB	FDRW	FPEB	FTK	FTK_V	FULL/MFO	ID	MI	NSCH	RD	RECTKBK	RECTKL/R	RT	VTK
	•	•			•		STD							•						

Construction Upgrades

APU	PEU
STD	

3″ Wide Fillers

UF3	60
F333	64
F336	64
F339	69
F342	75
F348	84
F351	90
F354	96
F357	102
F360	108
F384	134
F387	134
F390	144
F393	144
F396	153
F396FH	153
F3108FH†	207
F3120FH†	217

- 3/4″ thick.
- Finished on front and all edges (backs are unfinished).

†F3108FH and F3120FH only available in Maple and Painted Hardwood.

Species Availability

Hickory	Maple	Oak	Painted	Rustic Hickory	Laminate
•	•	•	•	Hickory	Painted

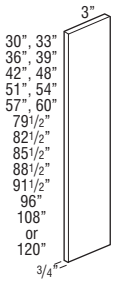

6″ Wide Fillers

UF6	110
F633	118
F636	118
F639	127
F642	139
F684	232
F687	232
F690	247
F693	247
F696	263
F696FH	263
F6108FH†	355
F6120FH†	373

- 3/4″ thick.
- Finished on front and all edges (backs are unfinished).

†F6108FH and F6120FH only available in Maple and Painted Hardwood.

Species Availability

Hickory	Maple	Oak	Painted	Rustic Hickory	Laminate
•	•	•	•	Hickory	Painted

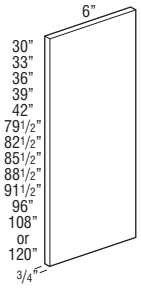

3″ Wide Corner Filler

CWF330	109

- 3/4″ thick.
- Finished on front and all edges (backs are unfinished).

Species Availability

Hickory	Maple	Oak	Painted	Rustic Hickory	Laminate
•	•	•	•	Hickory	Painted

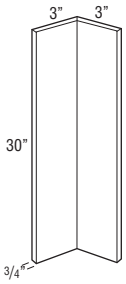

Overlay Filler, 2 1/2″ Wide

OL312	60
OL315	60
OL318	60
OL321	60
OL324	60
OL327	60
OL330	60
OL333	64
OL336	64
OL339	69
OL342	75
OL384	134
OL387	144
OL390	144
OL393	153
OL396	153

- 3/4″ thick.
- Finished on front and all edges (backs are unfinished).
- Waldron PureStyle™ overlays will be painted hardwood.
- See OL_ _MFO for use with Modified Full Overlay modification.

Species Availability

Hickory	Maple	Oak	Painted	Rustic Hickory	Laminate
•	•	•	•	•	•

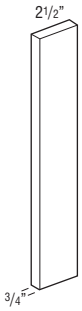

Model	Traditional Overlay Height	Full Overlay Height
OL312	—	11 1/2″
OL315	—	14 1/2″
OL318	—	17 1/2″
OL321	—	20 1/2″
OL324	—	23 1/2″
OL327	—	26 1/2″
OL330	28″	29 1/2″
OL333	31″	32 1/2″
OL336	34″	35 1/2″
OL339	37″	38 1/2″
OL342	40″	41 1/2″
OL384	77 1/2″	79″
OL387	80 1/2″	82″
OL390	83 1/2″	85″
OL393	86 1/2″	88″
OL396	89 1/2″	91″

Overlay Filler for Modified Full Overlay, 2 1/2″ Wide

OL312MFO	60
OL315MFO	60
OL318MFO	60
OL321MFO	60
OL324MFO	60
OL327MFO	60
OL330MFO	60
OL333MFO	64
OL336MFO	64
OL339MFO	69
OL342MFO	75
OL384MFO	134
OL387MFO	144
OL390MFO	144
OL393MFO	153
OL396MFO	153

- Available in full overlay door styles. Height will align with wall and tall doors specified with Modified Full Overlay modification. See page 32 for MFO details.
- 3/4″ thick.
- Finished on front and all edges (backs are unfinished).
- Waldron PureStyle™ overlays will be painted hardwood.

Species Availability

Hickory	Maple	Oak	Painted	Rustic Hickory	Laminate
•	•	•	•	•	•

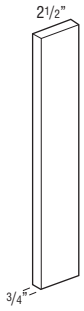

Model	Modified Full Overlay Height
OL312MFO	10 3/4″
OL315MFO	13 3/4″
OL318MFO	16 3/4″
OL321MFO	19 3/4″
OL324MFO	22 3/4″
OL327MFO	25 3/4″
OL330MFO	28 3/4″
OL333MFO	31 3/4″
OL336MFO	34 3/4″
OL339MFO	37 3/4″
OL342MFO	40 3/4″
OL384MFO	78 1/4″
OL387MFO	81 1/4″
OL390MFO	84 1/4″
OL393MFO	87 1/4″
OL396MFO	90 1/4″

Overlay Filler, 5 1/2″ Wide

OL630	110
OL633	118
OL636	118
OL639	127
OL642	139
OL684	232
OL687	247
OL690	247
OL693	263
OL696	263

- 3/4″ thick.
- Finished on front and all edges (backs are unfinished).
- Waldron PureStyle™ overlays will be painted hardwood.
- See OL_ _MFO for use with Modified Full Overlay modification.

Species Availability

Hickory	Maple	Oak	Painted	Rustic Hickory	Laminate
•	•	•	•	•	•

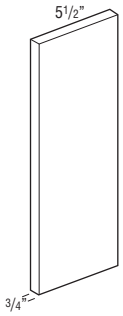

Model	Traditional Overlay Height	Full Overlay Height
OL630	28″	29 1/2″
OL633	31″	32 1/2″
OL636	34″	35 1/2″
OL639	37″	38 1/2″
OL642	40″	41 1/2″
OL684	—	79″
OL687	—	82″
OL690	—	85″
OL693	—	88″
OL696	—	91″

Overlay Filler for Modified Full Overlay, 5 1/2″ Wide

OL630MFO	110
OL633MFO	118
OL636MFO	118
OL639MFO	127
OL642MFO	139
OL684MFO	232
OL687MFO	247
OL690MFO	247
OL693MFO	263
OL696MFO	263

- Available in full overlay door styles. Height will align with wall and tall doors specified with Modified Full Overlay modification. See page 32 for MFO details.
- 3/4″ thick.
- Finished on front and all edges (backs are unfinished).
- Waldron PureStyle™ overlays will be painted hardwood.

Species Availability

Hickory	Maple	Oak	Painted	Rustic Hickory	Laminate
•	•	•	•	•	•

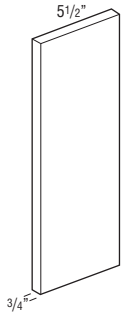

Model	Modified Full Overlay Height
OL630MFO	28 3/4″
OL633MFO	31 3/4″
OL636MFO	34 3/4″
OL639MFO	37 3/4″
OL642MFO	40 3/4″
OL684MFO	78 1/4″
OL687MFO	81 1/4″
OL690MFO	84 1/4″
OL693MFO	87 1/4″
OL696MFO	90 1/4″

Angled Plain 3″ Wide Reversible Fillers

BLVDFF30 3″ x 30″	164
BLVDFF34.5 3″ x 34 1/2″	193

Species Availability

Hickory	Maple	Oak	Painted	Rustic Hickory	Laminate
•	•	•	•	Hickory	Painted

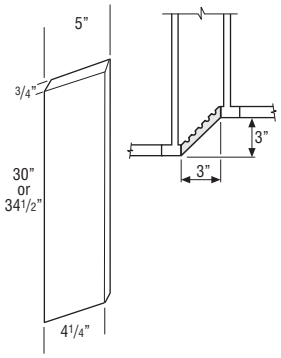

Column Box Fillers, 3″ Wide — Wall - 15″ Deep

CB33015PL	273
CB33315PL	316
CB33615PL	316
CB33915PL	341
CB34215PL	370

- Not intended for use horizontally as shelving. Use Floating Shelves on page 85.
- Enclosed top and bottom (not finished).
- FPEB construction.

Modifications

ID	RD
•	•

Species Availability

Hickory	Maple	Oak	Painted	Rustic Hickory	Laminate
•	•	•	•	Hickory	Painted

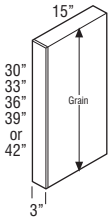

Column Box Fillers, 3″ Wide — Base - 27″ Deep

CB334.527PL	646

- Not intended for use horizontally as shelving. Use Floating Shelves on page 85.
- Enclosed top and bottom (not finished).
- FPEB construction.

Modifications

RD
•

Species Availability

Hickory	Maple	Oak	Painted	Rustic Hickory	Laminate
•	•	•	•	Hickory	Painted

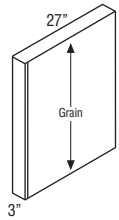

Column Box Fillers, 3″ Wide — Tall - 15″ or 27″ Deep

CB38415PL	591
CB38715PL	633
CB39015PL	633
CB39315PL	677
CB39615PL	726
CB38427PL	817
CB38727PL	875
CB39027PL	875
CB39327PL	935
CB39627PL	1000

- Not intended for use horizontally as shelving. Use Floating Shelves on page 85.
- Enclosed top and bottom (not finished).
- FPEB construction.

Modifications

ID	RD
•[1]	•

[1]ID available only on 15″ deep.

Species Availability

Hickory	Maple	Oak	Painted	Rustic Hickory	Laminate
•	•	•	•	Hickory	Painted

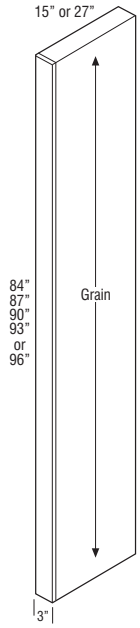

Dishwasher End Panels

DWEP1.5	132
DWEP3	185
DWEP1.5WD	199
DWEP3WD	252
DWEP1.5FPE	307
DWEP3FPE	360

- DWEP_ constructed of 1/2″ thick laminated furniture board.
- DWEP_WD: 1/2″ thick veneered plywood.
- DWEP_FPE is 3/4″ thick veneered plywood.
- ID27 and ID30 available. RD12, RD15, RD18 and RD21 available.

Modifications

ID	MI	RD
•	•[1]	•

[1]MI available only on DWEP_WD and DWEP_FPE.

Species Availability

Hickory	Maple	Oak	Painted	Rustic Hickory	Laminate
•	•	•	•	Hickory	Painted

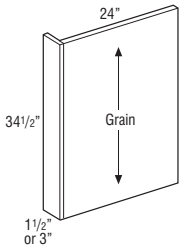

End Panel Skins

WBEP	134
WTEP1284	193
WTEP1296	222
WTEP84	321
WTEP96	370
WTEP108†	556
WTEP120†	612
WWEP30	64
WWEP33	75
WWEP36	75
WWEP39	82
WWEP42	86
WWEP48	101

- Paints will be constructed of MDF.
- 1/4″ thick wood veneered, MDF core.
- 12″ deep panels - ID15, ID18, ID21, ID24, ID27, and ID30 available. RD9, RD6 available.
- 21″ deep panels - ID24, ID27, and ID30 available. RD12, RD15, and RD18 available.
- 24″ deep panels - ID27 and ID30 available. RD12, RD15, RD18, and RD21 available.

†WTEP108 and WTEP120 only available in Maple and Painted Hardwood.

Modifications

ID	RD
•	•

Species Availability

Hickory	Maple	Oak	Painted	Rustic Hickory	Laminate
•	•	•	•	Hickory	Painted

LBEP	54
LTEP1284	70
LTEP1296	114
LTEP84	116
LTEP96	127
LWEP30	25
LWEP33	27
LWEP36	27
LWEP39	30
LWEP42	35
LWEP48	45

- 1/4″ thick laminated plywood.
- 12″ deep panels - ID15, ID18, ID21, ID24, ID27, and ID30 available. RD9, RD6 available.
- 21″ deep panels - ID24, ID27, and ID30 available. RD12, RD15, and RD18 available.
- 24″ deep panels - ID27 and ID30 available. RD12, RD15, RD18, and RD21 available.

Modifications

ID	RD
•	•

Species Availability

Hickory	Maple	Oak	Painted	Rustic Hickory	Laminate
•	•	•	•	Hickory	Painted

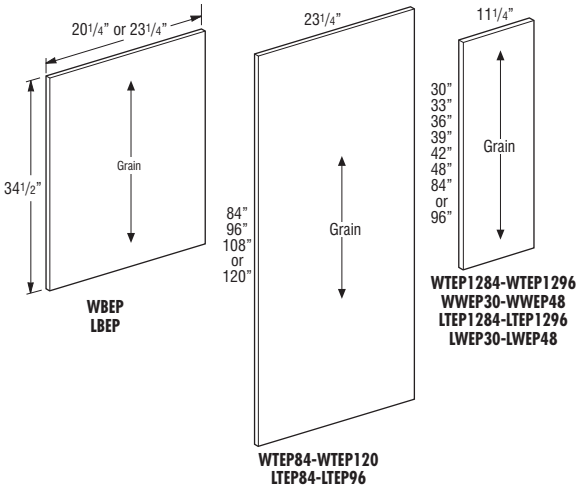

Cross Grain Veneer Back Skin

W9634.5BP	581
W9648BP	645

- 1/4″ thick wood veneered, MDF core.
- 93″ wide x 34 1/2″ or 45″ high usable material.

W48X30	284
W48X34.5	315

- Paints will be constructed of MDF.
- 1/4″ thick wood veneered, MDF core.

L48X30	104
L48X34.5	116

- 1/4″ thick laminated plywood.

Species Availability

Hickory	Maple	Oak	Painted	Rustic Hickory	Laminate
•	•	•	•[1]	Hickory	Painted

[1]W96_BP SKUs not available in Painted.

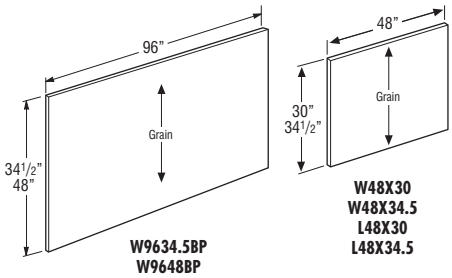

Finished Back Skins

W4896	583

- Paints will be constructed entirely of MDF.
- 1/4″ thick wood veneered, MDF core.

L4896	192

- 1/4″ thick laminated plywood.

Species Availability

Hickory	Maple	Oak	Painted	Rustic Hickory	Laminate
•	•	•	•	Hickory	Painted

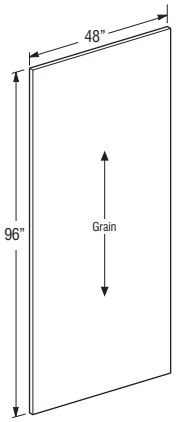

Wood V-grooved Beaded Skin

W4834.5BB	371
W4896BB	852

- 1/4″ veneer on MDF core.
- V-groove on 3″ centers.

Species Availability

Hickory	Maple	Oak	Painted	Rustic Hickory	Laminate
•	•	•	•	Hickory	Painted

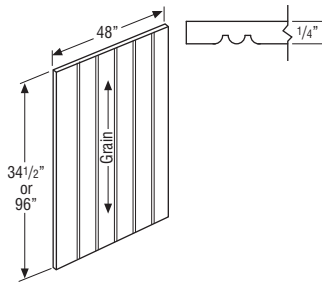

End Panels

SE24 — 61

- SE24 1/2″ thick laminated furniture board.
- Edges are not finished.
- Matching laminate one side and Natural Maple laminate on the other side.
- ID27 and ID30 available. RD12, RD15, RD18, and RD21 available.

Modifications

ID	RD
•	•

Species Availability

Hickory	Maple	Oak	Painted	Rustic Hickory	Laminate
•	•	•	•	•	Painted

SE24WD — 111

- SE24WD 1/2″ thick veneered plywood.
- Edges are not finished.
- Finished one side and Natural Maple laminate on the other side.
- ID27 and ID30 available. RD12, RD15, RD18, and RD21 available.

Modifications

ID	RD
•	•

Species Availability

Hickory	Maple	Oak	Painted	Rustic Hickory	Laminate
•	•	•	•	•	Painted

SP1230	169
SP1248	188
SP1296	371
SP12108†	575
SP12120†	633
SP2434.5	211
SP2484	547
SP2487	567
SP2490	587
SP2493	607
SP2496	627
SP24108†	970
SP24120†	1067
SP3084	682
SP3096	785

- 3/4″ thick veneered furniture board finished on both sides and front edge.
- 12″ deep panels - ID15, ID18, ID21, ID24, ID27, and ID30 available. RD9, RD6 available.
- 24″ deep panels - ID27 and ID30 available. RD12, RD15, RD18, and RD21 available.

†SP12108, SP12120, SP24108, and SP24120 only available in Maple and Painted Hardwood. ID not available on 12″ deep 108″ and 120″ panels. 3/4″ thick veneered plywood.

Modifications

APU	ID	RD
•	•	•

Species Availability

Hickory	Maple	Oak	Painted	Rustic Hickory	Laminate
•	•	•	•	Hickory	Painted

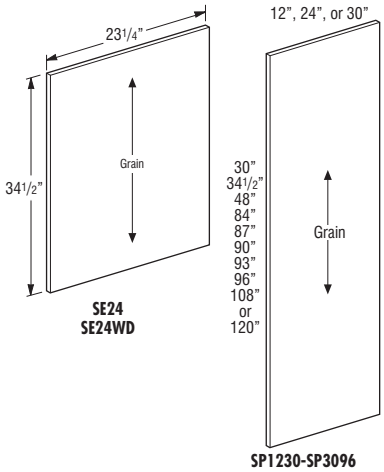

Refrigerator Panels with Filler Attached

WREP1.52484	616
WREP1.52487	666
WREP1.52490	666
WREP1.52493	707
WREP1.52496	707
WREP1.524108†	1060
WREP1.524120†	1166
WREP32484	668
WREP32487	712
WREP32490	712
WREP32493	762
WREP32496	762
WREP324108†	1144
WREP324120†	1258

- 1/2″ thick plywood.
- 1/4″ reveal on filler at panel attachment.
- Total panel depth includes 3/4″ thick filler. Example: WREP1.52484 = panel depth of 24″.
- 24″ deep panels - ID27 and ID30 available. RD12, RD15, RD18 and RD21 available.

†WREP1.524108, WREP1.524120, WREP324108, and WREP324120 only available in Maple and Painted Hardwood.

Modifications

ID	MI	RD
•	•	•

Species Availability

Hickory	Maple	Oak	Painted	Rustic Hickory	Laminate
•	•	•	•	Hickory	Painted

LREP1.52484	236
LREP1.52487	256
LREP1.52490	256
LREP1.52493	275
LREP1.52496	275
LREP32484	261
LREP32487	283
LREP32490	283
LREP32493	299
LREP32496	299

- 1/2″ thick laminated furniture board.
- 1/4″ reveal on filler at panel attachment.
- Total panel depth includes 3/4″ thick filler. Example: LREP1.52484 = panel depth of 24″.
- 24″ deep panels - ID27 and ID30 available. RD12, RD15, RD18 and RD21 available.

Modifications

ID	RD
•	•

Species Availability

Hickory	Maple	Oak	Painted	Rustic Hickory	Laminate
•	•	•	•	Hickory	Painted

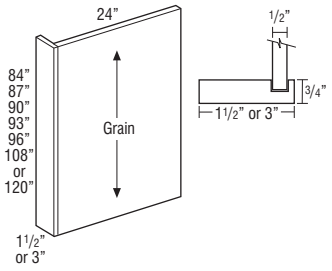

Refrigerator Panels with Filler Attached and Furniture Ends

WREP1.52484FPE	727
WREP1.52487FPE	786
WREP1.52490FPE	786
WREP1.52493FPE	834
WREP1.52496FPE	834
WREP1.524108FPE†	1251
WREP1.524120FPE†	1376
WREP32484FPE	788
WREP32487FPE	840
WREP32490FPE	840
WREP32493FPE	899
WREP32496FPE	899
WREP324108FPE†	1350
WREP324120FPE†	1485

- 3/4″ thick plywood.
- Total panel depth includes 3/4″ thick filler. Example: WREP1.52484FPE = panel depth of 24″.
- 24″ deep panels - ID27 and ID30 available. RD12, RD15, RD18 and RD21 available.

†WREP1.524108FPE, WREP1.524120FPE, WREP324108FPE, and WREP324120FPE only available in Maple and Painted Hardwood with MI standard.

Modifications

FPEB	ID	MI	RD
STD	•	•	•

Species Availability

Hickory	Maple	Oak	Painted	Rustic Hickory	Laminate
•	•	•	•	Hickory	Painted

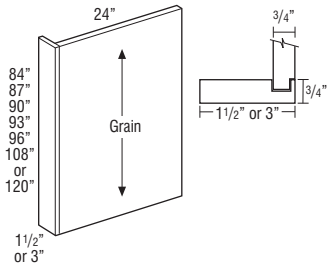

Decorative Door Panel Kit — Wall End

WDOP30	210
WDOP33	247
WDOP36	247
WDOP39	269
WDOP42	293

- Door panel kits include 1/4″ thick veneer wood panels and door with attachment screws for field installation.
- Door and panel shipped unattached for full/modified full overlay styles.

*Width shown in image is panel width. For Full/Modified Full Overlay doors, total door width is 1/2″ greater than panel width. When installed on the side of a cabinet as intended, the Full/Modified Full Overlay door will extend over the cabinet face frame edge. Traditional Overlay doors have a 1″ reveal, so they would not overlap the frame.

Modifications

FULL/MFO
•

Species Availability

Hickory	Maple	Oak	Painted	Rustic Hickory	Laminate
•	•	•	•	•	•

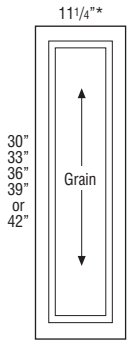

Decorative Door Panel Kit — Base End

BDOP	403

- Door panel kits include 1/4″ thick veneer wood panels and door with attachment screws for field installation.
- Door and panel shipped unattached for full/modified full overlay styles.

*Width shown in image is panel width. For Full/Modified Full Overlay doors, total door width is 1/2″ greater than panel width. When installed on the side of a cabinet as intended, the Full/Modified Full Overlay door will extend over the cabinet face frame edge. Traditional Overlay doors have a 1″ reveal, so they would not overlap the frame.

Species Availability

Hickory	Maple	Oak	Painted	Rustic Hickory	Laminate
•	•	•	•	•	•

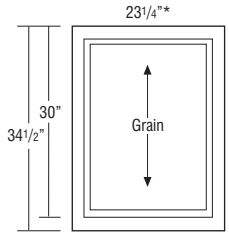

Decorative Door Panel Kit — Tall End

TDOP2484	1016
TDOP2487	1060
TDOP2490	1060
TDOP2493	1123
TDOP2496	1123

- Door panel kits include 1/4″ thick veneer wood panels and door with attachment screws for field installation.
- Door and panel shipped unattached for full/modified full overlay styles.
- TDOP configuration will match the front of the cabinet.

*Width shown in image is panel width. For Full/Modified Full Overlay doors, total door width is 1/2″ greater than panel width. When installed on the side of a cabinet as intended, the Full/Modified Full Overlay door will extend over the cabinet face frame edge. Traditional Overlay doors have a 1″ reveal, so they would not overlap the frame.

Modifications

FULL/MFO
•

Species Availability

Hickory	Maple	Oak	Painted	Rustic Hickory	Laminate
•	•	•	•	•	•

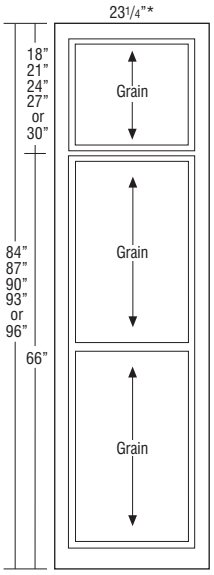

Vanity Desk Legs

DL	233
VDL	237

- All panels are finished 2 sides and front edge.
- 3/4″ thick veneered furniture board.

Species Availability

Hickory	Maple	Oak	Painted	Rustic Hickory	Laminate
•	•	•	•	Hickory	Painted

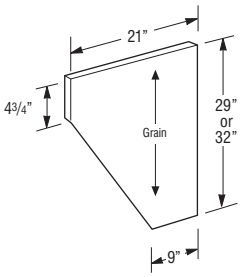

Toekick Overlay

WTO4.5 (4 7/16″ x 96″ x 1/4″)	60

- Paints will be constructed entirely of MDF.
- 1/4″ thick plywood finished veneer.
- One 8′ section.

LTO4.5 (4 7/16″ x 96″ x 1/4″ Laminate)	38

- 1/4″ thick laminated furniture board.
- One 8′ section.

Species Availability

Hickory	Maple	Oak	Painted	Rustic Hickory	Laminate
•	•	•	•	Hickory	Painted

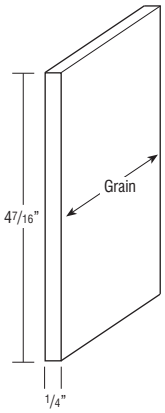

Crown Moulding — Classic Tall Crown

CLTCROWN8 348

- One 8′ section.
- Cleat shipped unattached, can be used for top mount or face frame applications. For top mount applications on stained finishes, it is not recommended to pull the moulding forward with the cleat visible due to possible color variation with the face frame and moulding.

Species Availability

Hickory	Maple	Oak	Painted	Rustic Hickory	Laminate
•	•	•	•	Hickory	Painted

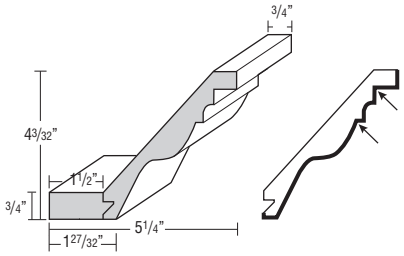

Crown Moulding — Cornice Tall Crown

COTCROWN8 348

- One 8′ section.
- Cleat shipped unattached, can be used for top mount or face frame applications. For top mount applications on stained finishes, it is not recommended to pull the moulding forward with the cleat visible due to possible color variation with the face frame and moulding.

Species Availability

Hickory	Maple	Oak	Painted	Rustic Hickory	Laminate
•	•	•	•	•	Painted

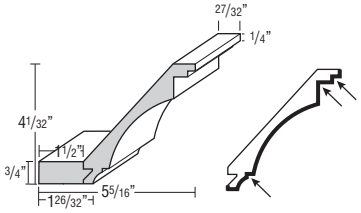

Mouldings specified as 8′ nominal length have a usable length range of 93″ up to 99″. Be sure to order the correct amount of moulding length to work around required cuts with minimal butt joints.

Finished edges indicated by bold lines on side view drawings.
Glazed edges indicated by arrows on side view drawings.

Crown Moulding — Cove Crown

COVECROWN8 348

- One 8′ section.
- Cleat shipped unattached, can be used for top mount or face frame applications. For top mount applications on stained finishes, it is not recommended to pull the moulding forward with the cleat visible due to possible color variation with the face frame and moulding.

Species Availability

Hickory	Maple	Oak	Painted	Rustic Hickory	Laminate
•	•	•	•	Hickory	Painted

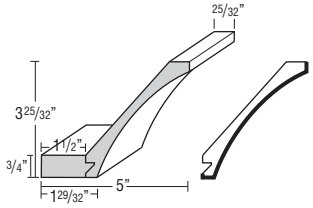

Crown Moulding — Insert Crown

INSCROWN 390

- One 8′ section.

Species Availability

Hickory	Maple	Oak	Painted	Rustic Hickory	Laminate
	•	•	•		Painted

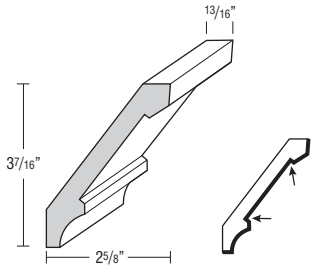

Crown Moulding — Large Crown

LCROWN8 317

- One 8′ section.

Species Availability

Hickory	Maple	Oak	Painted	Rustic Hickory	Laminate
•	•	•	•	Hickory	Painted

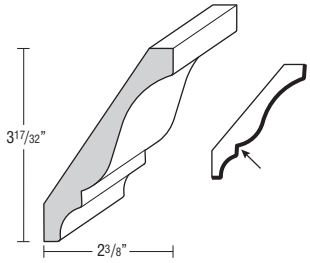

Crown Moulding — Large Straight Angle Crown

LSACROWN8 390

- One 8′ section.
- Cleat shipped unattached, can be used for top mount or face frame applications. For top mount applications on stained finishes, it is not recommended to pull the moulding forward with the cleat visible due to possible color variation with the face frame and moulding.

Species Availability

Hickory	Maple	Oak	Painted	Rustic Hickory	Laminate
•	•	•	•	Hickory	Painted

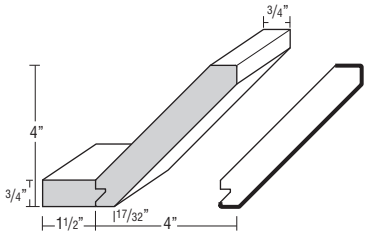

Crown Moulding — Medium Straight Angle Crown

MSACROWN8 271

- One 8′ section.
- Cleat shipped unattached, can be used for top mount or face frame applications. For top mount applications on stained finishes, it is not recommended to pull the moulding forward with the cleat visible due to possible color variation with the face frame and moulding.

Species Availability

Hickory	Maple	Oak	Painted	Rustic Hickory	Laminate
	•	•	•		Painted

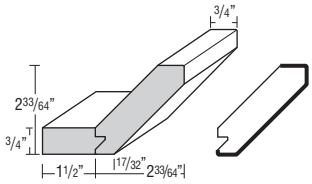

Crown Moulding — Shaker Crown

LSHAKER 192

NSHAKER 186

- One 8′ section.
- NSHAKER is a top mount moulding.

Species Availability

Hickory	Maple	Oak	Painted	Rustic Hickory	Laminate
•	•	•	•	Hickory	Painted

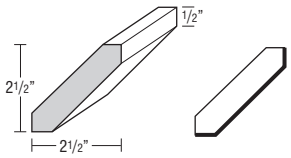

LSHAKER

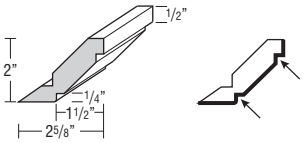

NSHAKER

Mouldings specified as 8′ nominal length have a usable length range of 93″ up to 99″. Be sure to order the correct amount of moulding length to work around required cuts with minimal butt joints.

Finished edges indicated by bold lines on side view drawings.
Glazed edges indicated by arrows on side view drawings.

Crown Moulding — Small Cove Crown

SMCOVECROWN8 271

- One 8′ section.

Species Availability

Hickory	Maple	Oak	Painted	Rustic Hickory	Laminate
•	•	•	•	Hickory	Painted

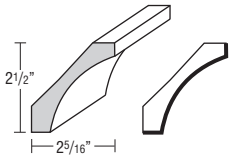

Crown Moulding — Small Crown

SCM8 135

- One 8′ section.

Species Availability

Hickory	Maple	Oak	Painted	Rustic Hickory	Laminate
•	•	•	•	•	Painted

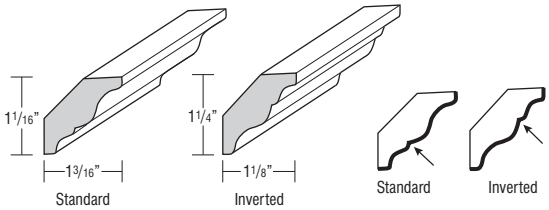

Crown Moulding — Solid-wood Small Crown

SCROWN8 142

- One 8′ section.

Species Availability

Hickory	Maple	Oak	Painted	Rustic Hickory	Laminate
•	•	•	•	Hickory	Painted

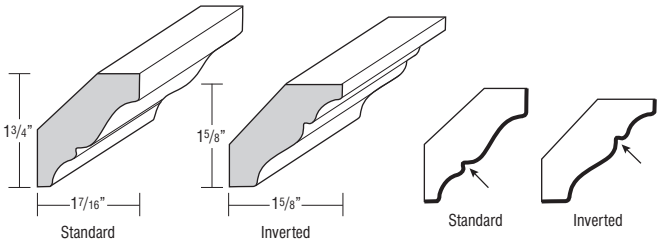

Crown Moulding — Solid-wood Large Crown

SWLCRM8 261

- One 8′ section.

Species Availability

Hickory	Maple	Oak	Painted	Rustic Hickory	Laminate
•	•	•	•	Hickory	Painted

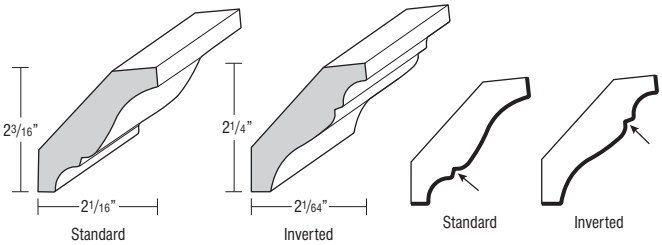

Crown Moulding — Solid-wood Victorian Crown

SWVCRM8 317

- One 8′ section.

Species Availability

Hickory	Maple	Oak	Painted	Rustic Hickory	Laminate
•	•	•	•	Hickory	Painted

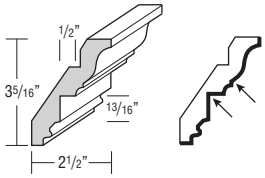

Crown Moulding — Straight Angle Crown

SACROWN8 235

- One 8′ section.
- Cleat shipped unattached, can be used for top mount or face frame applications. For top mount applications on stained finishes, it is not recommended to pull the moulding forward with the cleat visible due to possible color variation with the face frame and moulding.

Species Availability

Hickory	Maple	Oak	Painted	Rustic Hickory	Laminate
•	•	•	•	Hickory	Painted

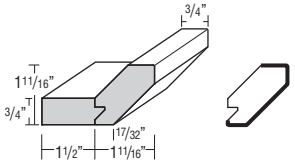

Crown Moulding — Tall Crown

SWTCRM8 236

- One 8′ section.

Species Availability

Hickory	Maple	Oak	Painted	Rustic Hickory	Laminate
•	•	•	•	Hickory	Painted

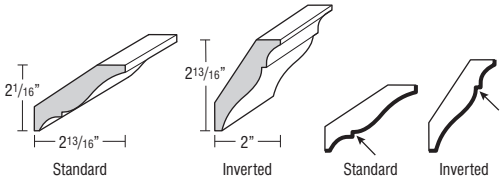

Mouldings specified as 8′ nominal length have a usable length range of 93″ up to 99″. Be sure to order the correct amount of moulding length to work around required cuts with minimal butt joints.

Finished edges indicated by bold lines on side view drawings.
Glazed edges indicated by arrows on side view drawings.

Starter Moulding — Soffit Filler Moulding

SFM8 378

- One 8′ section.
- Cleat shipped unattached, can be used for top mount or face frame applications. For top mount applications on stained finishes, it is not recommended to pull the moulding forward with the cleat visible due to possible color variation with the face frame and moulding.

Species Availability

Hickory	Maple	Oak	Painted	Rustic Hickory	Laminate
•	•	•	•	Hickory	Painted

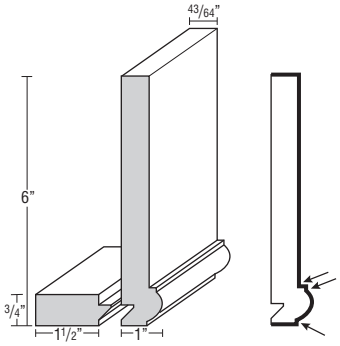

Starter Moulding — Starter Moulding

STR8 323

- One 8′ section.
- Attached cleat for top-mount application.

Species Availability

Hickory	Maple	Oak	Painted	Rustic Hickory	Laminate
•	•	•	•	Hickory	Painted

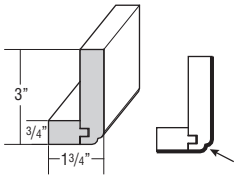

Starter Moulding — Starter Moulding Shaker

STRS8 323

- One 8′ section.
- Attached cleat for top-mount application.

Species Availability

Hickory	Maple	Oak	Painted	Rustic Hickory	Laminate
•	•	•	•	Hickory	Painted

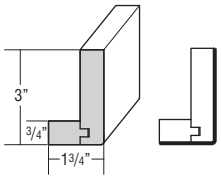

Accent Moulding — Baseboard

BBM8 245

- One 8′ section.

Species Availability

Hickory	Maple	Oak	Painted	Rustic Hickory	Laminate
•	•	•	•	Hickory	Painted

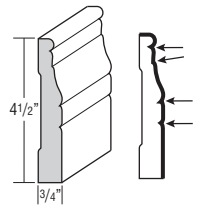

Accent Moulding — Baseboard Shaker

BBMSH8 245

- One 8′ section.

Species Availability

Hickory	Maple	Oak	Painted	Rustic Hickory	Laminate
•	•	•	•	Hickory	Painted

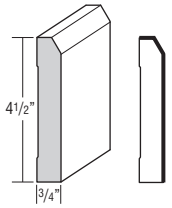

Accent Moulding — Batten

BATTEN8 56

- One 8′ section.

Species Availability

Hickory	Maple	Oak	Painted	Rustic Hickory	Laminate
•	•	•	•	Hickory	Painted

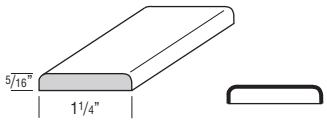

Accent Moulding — Batten Small

SM8 46

- One 8′ section.

Species Availability

Hickory	Maple	Oak	Painted	Rustic Hickory	Laminate
•	•	•	•	Hickory	Painted

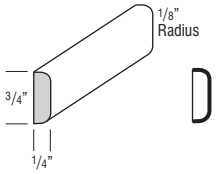

Mouldings specified as 8′ nominal length have a usable length range of 93″ up to 99″. Be sure to order the correct amount of moulding length to work around required cuts with minimal butt joints.

Finished edges indicated by bold lines on side view drawings.
Glazed edges indicated by arrows on side view drawings.

Accent Moulding — Chair Rail

CHAIR 105

- One 8′ section.

Species Availability

Hickory	Maple	Oak	Painted	Rustic Hickory	Laminate
•	•	•	•	Hickory	Painted

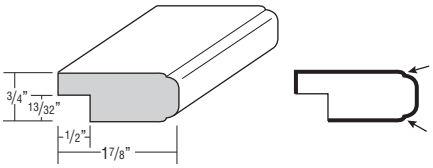

Accent Moulding — Furniture Base

FB8 245

- One 8′ section.

Species Availability

Hickory	Maple	Oak	Painted	Rustic Hickory	Laminate
•	•	•	•	Hickory	Painted

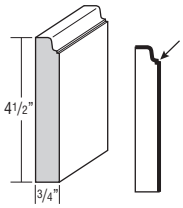

Accent Moulding — Library Moulding

LIBRARY 245

- One 8′ section.

Species Availability

Hickory	Maple	Oak	Painted	Rustic Hickory	Laminate
•	•	•	•	Hickory	Painted

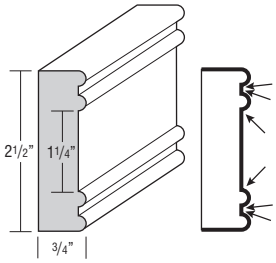

Accent Moulding — Mirror Frame

MRM 112

- Pre-grooved.
- One 8′ section.

Species Availability

Hickory	Maple	Oak	Painted	Rustic Hickory	Laminate
•	•	•	•	Hickory	Painted

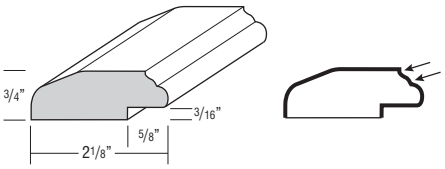

Accent Moulding — Ogee Edge

OJM 86

- One 8′ section.

Species Availability

Hickory	Maple	Oak	Painted	Rustic Hickory	Laminate
•	•	•	•	Hickory	Painted

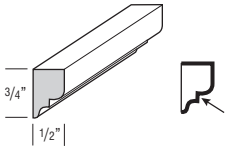

Accent Moulding — Single Bead

SB8 153

- One 8′ section.

Species Availability

Hickory	Maple	Oak	Painted	Rustic Hickory	Laminate
•	•	•	•	Hickory	Painted

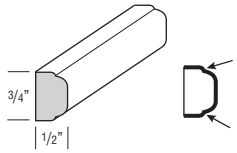

Accent Moulding — Small Scribe

SCRIBE8 50

- One 8′ section.

Species Availability

Hickory	Maple	Oak	Painted	Rustic Hickory	Laminate
•	•	•	•	Hickory	Painted

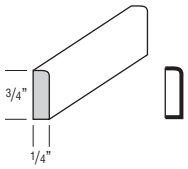

Accent Moulding — Soffit Trim Moulding

TSTM8 157

- One 8′ section.

Species Availability

Hickory	Maple	Oak	Painted	Rustic Hickory	Laminate
•	•	•	•	Hickory	Painted

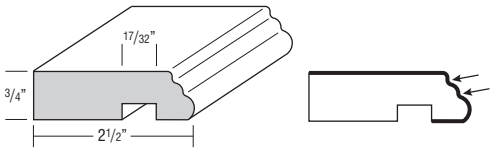

Mouldings specified as 8′ nominal length have a usable length range of 93″ up to 99″. Be sure to order the correct amount of moulding length to work around required cuts with minimal butt joints.

Finished edges indicated by bold lines on side view drawings.
Glazed edges indicated by arrows on side view drawings.

Accent Moulding — Toekick Cap

TKC 32

- Sold in pairs.

Species Availability

Hickory	Maple	Oak	Painted	Rustic Hickory	Laminate
•	•	•	•	Hickory	Painted

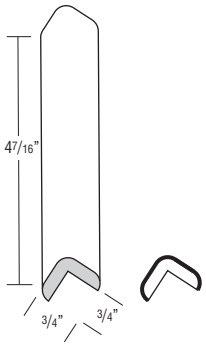

Accent Moulding — Traditional Countertop Edge

TCM8 84

- One 8′ section.

Species Availability

Hickory	Maple	Oak	Painted	Rustic Hickory	Laminate
•	•	•	•	Hickory	Painted

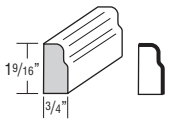

Accent Moulding — Triple Bead Edge

TB 153

- One 8′ section.

Species Availability

Hickory	Maple	Oak	Painted	Rustic Hickory	Laminate
•	•	•	•	Hickory	Painted

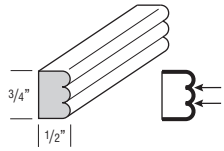

Accent Moulding — Triple Bead Pilaster

TBP8 284

- Finished beaded front and two 4 1/2″ sides.
- Can be used vertically between cabinets for an inset look.
- One 8′ section.

Species Availability

Hickory	Maple	Oak	Painted	Rustic Hickory	Laminate
•	•	•	•	Hickory	Painted

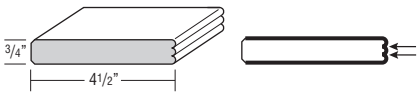

Light Rails — Cabinet Panel Edge Square

CPES 105

- One 8′ section.
- Standard application must be shimmed at the notch or used with an under-cabinet skin if used with full/modified full overlay styles. Inverted application does not require a shim or panel.
- Standard application can be used as a top-mount moulding.

Species Availability

Hickory	Maple	Oak	Painted	Rustic Hickory	Laminate
•	•	•	•	Hickory	Painted

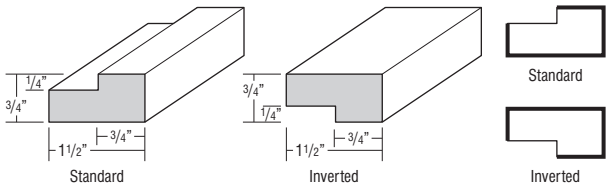

Light Rails — Cap Moulding

CAPM 105

SOFFITA 105

SOFFITE 105

- One 8′ section.
- SOFFITA and SOFFITE must be shimmed at the notch or used with an under-cabinet skin if used with full/modified full overlay styles.

Species Availability

Hickory	Maple	Oak	Painted	Rustic Hickory	Laminate
•	•	•	•	Hickory	Painted

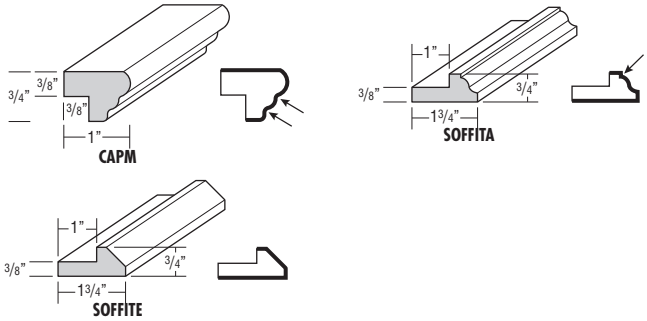

Light Rails — Furniture Base

FB2 86

- One 8′ section.

Species Availability

Hickory	Maple	Oak	Painted	Rustic Hickory	Laminate
•	•	•	•	Hickory	Painted

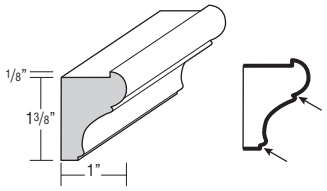

Mouldings specified as 8′ nominal length have a usable length range of 93″ up to 99″. Be sure to order the correct amount of moulding length to work around required cuts with minimal butt joints.

Finished edges indicated by bold lines on side view drawings.
Glazed edges indicated by arrows on side view drawings.

Light Rails — Light Baffle

LB2 105

- One 8′ section.

Species Availability

Hickory	Maple	Oak	Painted	Rustic Hickory	Laminate
•	•	•	•	Hickory	Painted

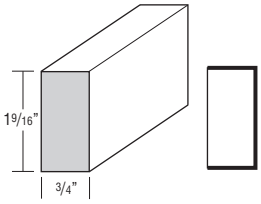

Light Rails — Light Rail Moulding

LRM 346

- One 8′ section.

Species Availability

Hickory	Maple	Oak	Painted	Rustic Hickory	Laminate
•	•	•	•	Hickory	Painted

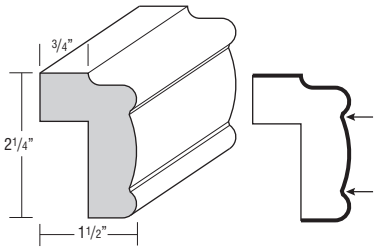

Light Rails — Small Light Rail Moulding

SMLR 311

- One 8′ section.

Species Availability

Hickory	Maple	Oak	Painted	Rustic Hickory	Laminate
•	•	•	•	Hickory	Painted

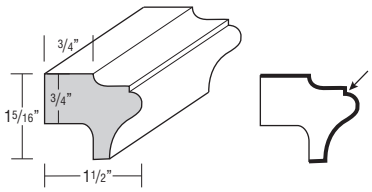

Light Rails — Valley Forge

VFR8 105

- One 8′ section.
- Must be shimmed at the notch or used with an under-cabinet skin if used with full/modified full overlay styles.

Species Availability

Hickory	Maple	Oak	Painted	Rustic Hickory	Laminate
•	•	•	•	Hickory	Painted

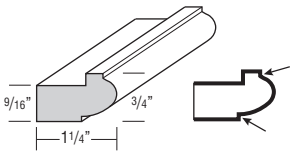

Corner Mouldings — Inside Corner

ISC8 67

- One 8′ section.

Species Availability

Hickory	Maple	Oak	Painted	Rustic Hickory	Laminate
•	•	•	•	Hickory	Painted

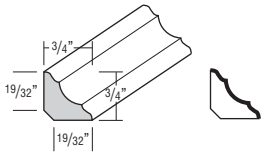

Corner Mouldings — Outside Corner

OCM8 67

- One 8′ section.

Species Availability

Hickory	Maple	Oak	Painted	Rustic Hickory	Laminate
•	•	•	•	Hickory	Painted

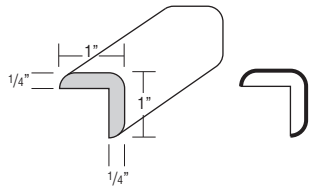

Corner Mouldings — Outside Corner Small

SOCM8 60

- One 8′ section.

Species Availability

Hickory	Maple	Oak	Painted	Rustic Hickory	Laminate
•	•	•	•	Hickory	Painted

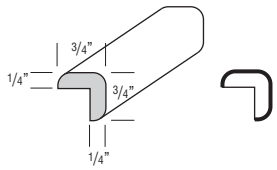

Mouldings specified as 8′ nominal length have a usable length range of 93″ up to 99″. Be sure to order the correct amount of moulding length to work around required cuts with minimal butt joints.

Finished edges indicated by bold lines on side view drawings.
Glazed edges indicated by arrows on side view drawings.

Corner Mouldings — Outside Corner 135°

OSC135 211

- One 8′ section.

Species Availability

Hickory	Maple	Oak	Painted	Rustic Hickory	Laminate
•	•	•	•	Hickory	Painted

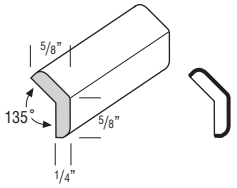

Corner Mouldings — Quarter Round

QRM 67

- One 8′ section.

Species Availability

Hickory	Maple	Oak	Painted	Rustic Hickory	Laminate
•	•	•	•	Hickory	Painted

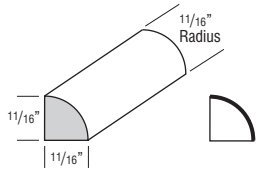

Corner Mouldings — Shoe - Convex Inside Corner

SHM8 86

- One 8′ section.

Species Availability

Hickory	Maple	Oak	Painted	Rustic Hickory	Laminate
•	•	•	•	Hickory	Painted

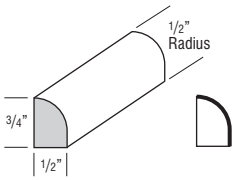

Arched Valance

AV36	116
AV48	138
AV60	159
AV72	193

- Side shoulders are 8″ wide (6″ trimmable each end).
- Bottom edge has 3/16″ radius.
- 3/4″ thick.

Species Availability

Hickory	Maple	Oak	Painted	Rustic Hickory	Laminate
•	•	•	•	Hickory	Painted

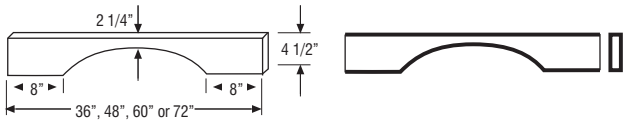

Decorative Arch Valance

DAV36	1168
DAV42	1226

- Trimmable up to 1 3/4″ per side and top and bottom.
- Center height 8″.

Species Availability

Hickory	Maple	Oak	Painted	Rustic Hickory	Laminate
•	•	•	•	Hickory	Painted

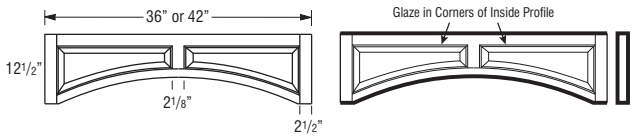

Furniture Valance

FV36	113
FV48	137
FV60	156
FV72	166

- Side shoulders are 8″ wide (6″ trimmable each end).
- Bottom edge has 3/16″ radius profile on face.
- 3/4″ thick.

Species Availability

Hickory	Maple	Oak	Painted	Rustic Hickory	Laminate
•	•	•	•	Hickory	Painted

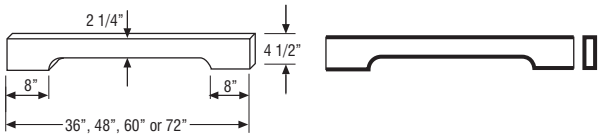

Straight Valance

SV48	115
SV96	228

- Trimmable.
- Profiled bottom edge.
- 3/4″ thick.

Species Availability

Hickory	Maple	Oak	Painted	Rustic Hickory	Laminate
•	•	•	•	Hickory	Painted

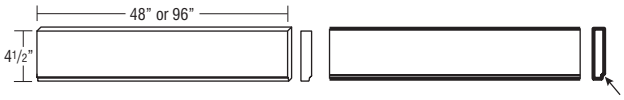

Finished edges indicated by bold lines on side view drawings.
Glazed edges indicated by arrows on side view drawings.

Decorative Supports — English Country Leg

JENGCNTYLEG 724

- Trimmable.

Species Availability

Hickory	Maple	Oak	Painted	Rustic Hickory	Laminate
	•	•	•		Painted

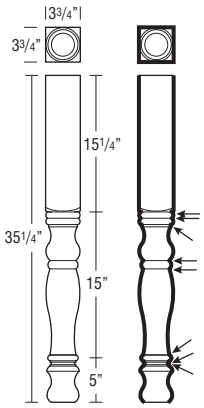

Decorative Supports — English Island Column

ENGISLCOLUMN 994

- Trimmable.

Species Availability

Hickory	Maple	Oak	Painted	Rustic Hickory	Laminate
•	•	•	•	Hickory	Painted

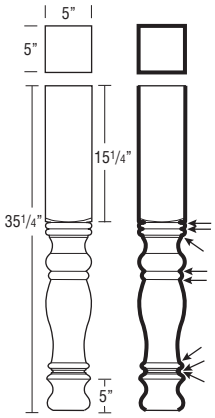

Decorative Supports — Estate Leg

JESTATELEGS 708

- Trimmable.

Species Availability

Hickory	Maple	Oak	Painted	Rustic Hickory	Laminate
	•	•	•		Painted

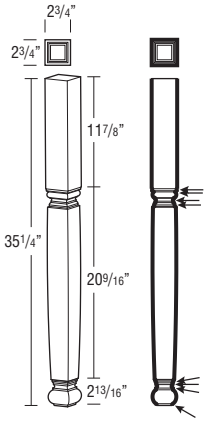

Decorative Supports — Island Leg, 2-Sided or 4-Sided

2SISLLEG 930

4SISLLEG 1045

- Trimmable.

Species Availability

Hickory	Maple	Oak	Painted	Rustic Hickory	Laminate
•	•	•	•	Hickory	Painted

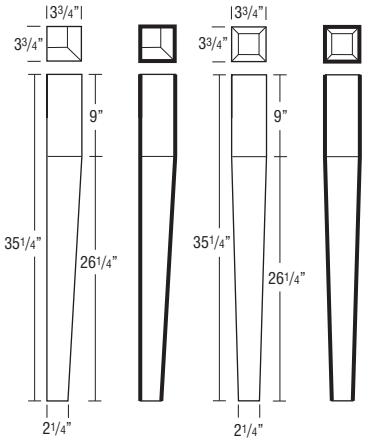

Taper 2 Sides
2SISLLEG

Taper 4 Sides
4SISLLEG

Finished edges indicated by bold lines on side view drawings.
Glazed edges indicated by arrows on side view drawings.

Decorative Supports — Island Leg Tapered

ISLEGTPRD 914

- Trimmable.

Species Availability

Hickory	Maple	Oak	Painted	Rustic Hickory	Laminate
	•		•		Painted

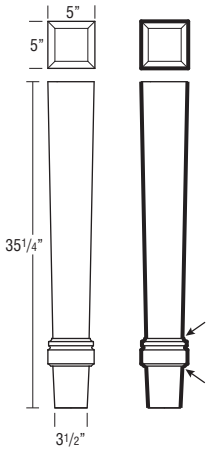

Taper 4 Sides

Decorative Supports — Metro Column

METISLCOLUMN 1003

- Trimmable.
- Leg is designed with three pieces joined together.

Species Availability

Hickory	Maple	Oak	Painted	Rustic Hickory	Laminate
	•	•	•		Painted

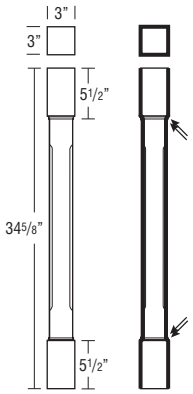

Decorative Supports — Mission Leg

DLEGMISSION 914

- Trimmable.

Species Availability

Hickory	Maple	Oak	Painted	Rustic Hickory	Laminate
•	•	•	•	Hickory	Painted

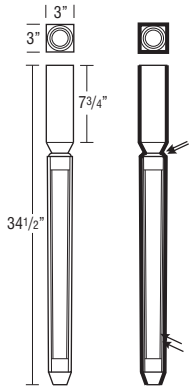

Decorative Supports — Spool Leg

SPLEG 708

- Trimmable.

Species Availability

Hickory	Maple	Oak	Painted	Rustic Hickory	Laminate
	•	•	•		Painted

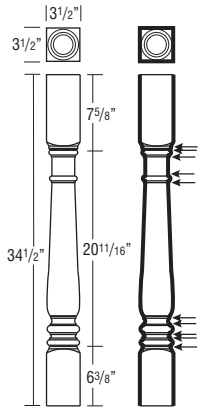

Finished edges indicated by bold lines on side view drawings.
Glazed edges indicated by arrows on side view drawings.

Decorative Supports — Square Island Leg

SQISLLEG3	658
SQISLLEG4	759
SQISLLEG5	874

- Trimmable.

Species Availability

Hickory	Maple	Oak	Painted	Rustic Hickory	Laminate
•	•	•	•	Hickory	Painted

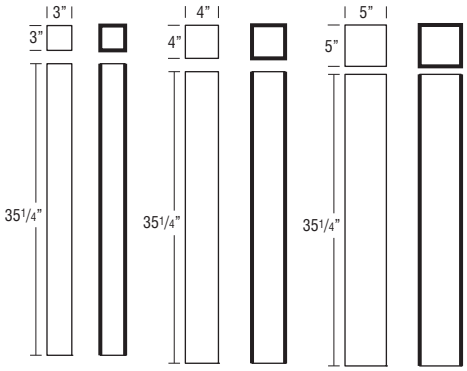

SQISLLEG3 SQISLLEG4 SQISLEG5

Decorative Supports — Turned Post

TURNEDPOST	762

Species Availability

Hickory	Maple	Oak	Painted	Rustic Hickory	Laminate
•	•	•	•	Hickory	Painted

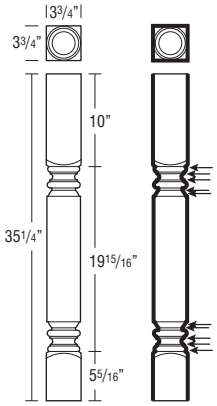

Decorative Supports — Craftsman Foot

JCRAFTFOOT	167

Species Availability

Hickory	Maple	Oak	Painted	Rustic Hickory	Laminate
	•	•	•		Painted

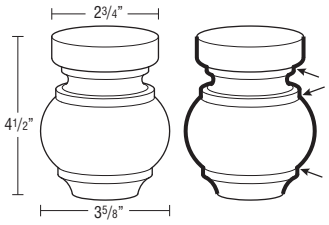

Decorative Supports — Kensington Bun Foot

JCRBUNFOOT	208

Species Availability

Hickory	Maple	Oak	Painted	Rustic Hickory	Laminate
	•	•	•		Painted

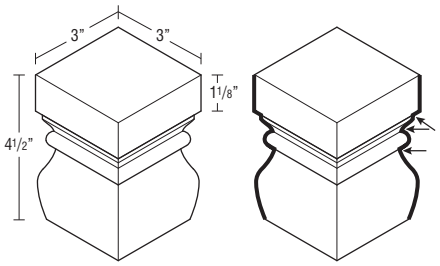

Decorative Supports — Lille Foot

LIFOOT	376

Species Availability

Hickory	Maple	Oak	Painted	Rustic Hickory	Laminate
	•	•	•		Painted

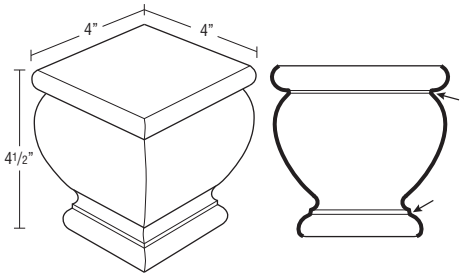

Finished edges indicated by bold lines on side view drawings.
Glazed edges indicated by arrows on side view drawings.

Decorative Supports — Tapered Leg

TAPLG 172

- Trimmable.

Species Availability

Hickory	Maple	Oak	Painted	Rustic Hickory	Laminate
	•		•		Painted

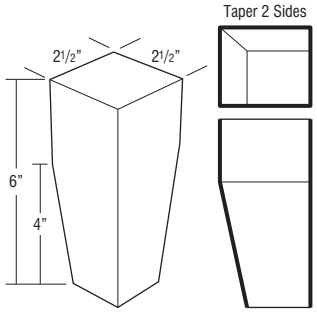

Decorative Supports — Toekick Tulip Foot

TKTLFOOT 208

- Trimmable.

Species Availability

Hickory	Maple	Oak	Painted	Rustic Hickory	Laminate
	•	•	•		Painted

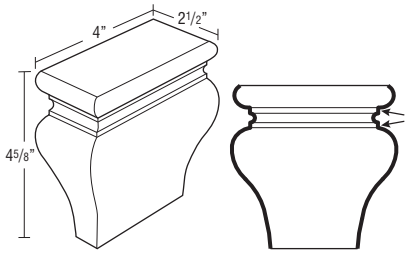

Decorative Supports — Tulip Foot

TLFOOT 321

- Trimmable.

Species Availability

Hickory	Maple	Oak	Painted	Rustic Hickory	Laminate
	•	•	•		Painted

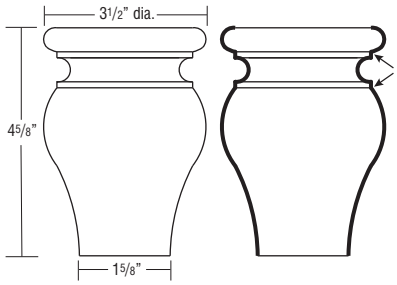

Finished edges indicated by bold lines on side view drawings.
Glazed edges indicated by arrows on side view drawings.

9″ Art Corbel

CORBELART9 747

- In order to support substantial weight, corbel must be properly installed with the attachment screws driven in a wall stud.

Species Availability

Hickory	Maple	Oak	Painted	Rustic Hickory	Laminate
	•	•	•		Painted

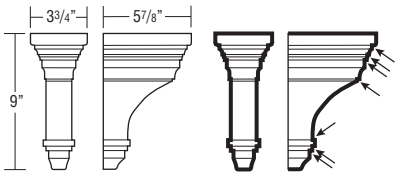

11 1/2″ Arts & Crafts Bracket

JBRACKETART 422

- In order to support substantial weight, corbel must be properly installed with the attachment screws driven in a wall stud.

Species Availability

Hickory	Maple	Oak	Painted	Rustic Hickory	Laminate
	•	•	•		Painted

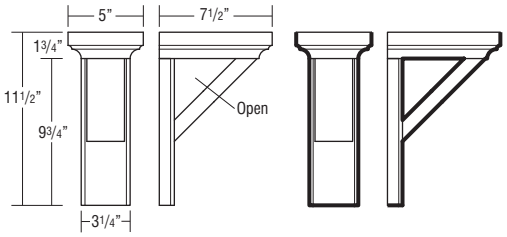

9″ Classic Revival Corbel

CORBELCR9 687

- In order to support substantial weight, corbel must be properly installed with the attachment screws driven in a wall stud.

Species Availability

Hickory	Maple	Oak	Painted	Rustic Hickory	Laminate
	•	•	•		Painted

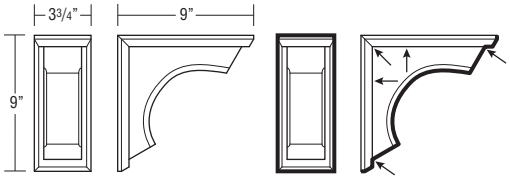

9″ Mission Corbel

CORBELMIS9 643

- In order to support substantial weight, corbel must be properly installed with the attachment screws driven in a wall stud.

Species Availability

Hickory	Maple	Oak	Painted	Rustic Hickory	Laminate
	•	•	•		Painted

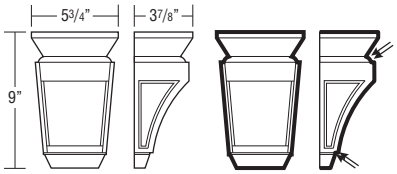

Finished edges indicated by bold lines on side view drawings.
Glazed edges indicated by arrows on side view drawings.

5″ Old World Corbel

CORBELOWD5 386

- In order to support substantial weight, corbel must be properly installed with the attachment screws driven in a wall stud.

Species Availability

Hickory	Maple	Oak	Painted	Rustic Hickory	Laminate
	•	•	•		Painted

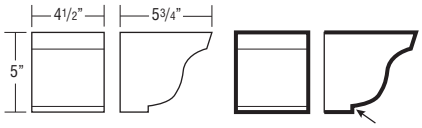

13″ Large Scroll Corbel

LGCORBEL 818

- In order to support substantial weight, corbel must be properly installed with the attachment screws driven in a wall stud.

Species Availability

Hickory	Maple	Oak	Painted	Rustic Hickory	Laminate
	•	•	•		Painted



11 1/4″ Snack Bar Support

SBS 135

Species Availability

Hickory	Maple	Oak	Painted	Rustic Hickory	Laminate
•	•	•	•	Hickory	Painted

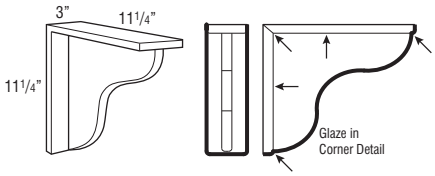

DESCRIPTION	MODEL	PRICE

Decorative Hardware — Knobs and Pulls

ANTIQUE PEWTER

KNOBM206 16
D: 1 1/4″
P: 1 11/16″

PULLM364 20
C/C: 3″
L: 4 5/8″
W: 1 7/16″
P: 15/16″

PULLM475 15
C/C: 3 3/4″
L: 5″
W: 9/16″
P: 1″

BLACK

KNOBT1017 31
C/C: 1 1/4″
L: 2″
W: 11/16″
P: 1 1/4″
Pairs best with PULLT1015

PULLT1015 44
C/C: 7″
L: 8″
W: 11/16″
P: 1 1/2″
Pairs best with KNOBT1017

KNOB1912 37
D: 1 1/4″
P: 1 3/16″

DESCRIPTION	MODEL	PRICE

BLACK (cont'd)

KNOBH951 14
L: 1 3/4″
W: 1″
P: 1″
B: 1 11/16″ x 1/2″

PULLH952 27
C/C: 3″
L: 4 1/4″
W: 1 1/2″
P: 11/16″

PULLM383 27
C/C: 5 1/16″
L: 6″
W: 1/2″
P: 1 11/16″

KNOBH136 12
L: 1 3/4″
W: 1/2″
P: 1 1/8″
B: 1/2″

PULLH130 14
C/C: 128mm
L: 6 3/8″
W: 7/16″
P: 1 1/8″

PULLH132 22
C/C: 224mm
L: 10″
W: 1/2″
P: 1 3/8″

BLACK IRON

KNOB1901 25
L: 1 7/16″
W: 1 1/4″
P: 1 1/8″
B: 15/16″

PULL1902 37
C/C: 128mm
L: 6 1/3″
W: 1 1/10″
P: 1 11/16″

D = Diameter
P = Projection (Hardware Depth)
L = Length
W = Width
B = Base
C/C = Center to Center

Installation screws included with each hardware piece.
Breakoff screws available for purchase separately as BRKOFFSCREW, see page 179.
Larger pulls may not be compatible with 5-piece drawer fronts on face frame openings of 9″ wide or less.
See page 27 for 5-piece drawer front dimensions when specifying decorative hardware.

DESCRIPTION	MODEL	PRICE
BLACK MIST		
	KNOBH116 L: 1 5/16″ W: 1 1/4″ P: 1 1/8″ B: 3/8″	13
	PULLH115 C/C: 128mm L: 6 3/8″ W: 1/2″ P: 1″	28
CHROME		
	KNOB1906 L: 1 1/16″ W: 1 1/16″ P: 1 1/8″ B: 3/8″	37
	PULL1905 C/C: 128mm L: 6 3/8″ W: 9/16″ P: 1″	51
	PULL1904 C/C: 3 3/4″ L: 5 1/4″ W: 1″ P: 1″	52

DESCRIPTION	MODEL	PRICE
GOLD		
	KNOB1908 L: 1 1/4″ W: 1 1/4″ P: 1″ B: 3/8″ Pairs best with PULL1907	28
	PULL1907 C/C: 160mm L: 6 7/10″ W: 2/5″ P: 1 1/5″ Pairs best with KNOB1908	46
	KNOB1909 L: 1 1/4″ W: 1 1/4″ P: 1 1/8″ B: 3/4″ Pairs best with PULL1910 or PULL1911	27
	PULL1910 C/C: 224mm L: 9 9/16″ W: 3/4″ P: 1 5/16″ Pairs best with KNOB1909 or PULL1911	57
	PULL1911 C/C: 192mm L: 8 3/8″ W: 3/4″ P: 1 1/4″ Pairs best with KNOB1909 or PULL1910	51
HAMMERED BRONZE		
	KNOBH913 L: 1 3/8″ W: 1 3/8″	33

D = Diameter
P = Projection (Hardware Depth)
L = Length
W = Width
B = Base
C/C = Center to Center

Installation screws included with each hardware piece.
Breakoff screws available for purchase separately as BRKOFFSCREW, see page 179.
Larger pulls may not be compatible with 5-piece drawer fronts on face frame openings of 9″ wide or less.
See page 27 for 5-piece drawer front dimensions when specifying decorative hardware.

DESCRIPTION	MODEL	PRICE
SATIN NICKEL		

KNOBT002 37
C/C: 1 1/4″
L: 2″
W: 3/8″
P: 1 1/2″
Pairs best with PULLT001

PULLT001 25
C/C: 7″
L: 8″
W: 3/8″
P: 1 1/2″
Pairs best with KNOBT002

PULLH120 23
C/C: 160mm
L: 7 1/8″
W: 3/4″
P: 1″
Pairs best with PULLH122

PULLH122 44
C/C: 12″
L: 12 3/4″
W: 7/8″
P: 1 3/16″
Pairs best with PULLH120

PULLH105 29
C/C: 1″
L: 1 3/4″
W: 1″
P: 1 3/4″
Pairs best with PULLH106 or PULLH107

PULLH106 41
C/C: 160mm
L: 7″
W: 1″
P: 1 3/4″
Pairs best with PULLH105 or PULLH107

PULLH107 66
C/C: 12″
L: 13″
W: 1″
P: 1 13/16″
Pairs best with PULLH105 or PULLH106

DESCRIPTION	MODEL	PRICE
SATIN NICKEL (cont'd)		

KNOB1420 16
D: 1 1/4″
P: 1 1/8″

KNOBH118 14
L: 1 5/16″
W: 1 5/16″
P: 1 3/16″
B: 7/8″

KNOBM549 15
D: 7/8″
P: 1″

PULLH50 41
C/C: 5″
L: 5″
W: 5/16″
P: 1 1/4″

PULLH63 33
C/C: 96mm
L: 4 1/8″
W: 1/2″
P: 1 1/16″

PULLH957 24
C/C: 3″
L: 4 1/4″
W: 1 1/2″
P: 11/16″

PULLM381 20
C/C: 5 1/16″
L: 6″
W: 1/2″
P: 1 1/16″

PULLM430 23
C/C: 5 1/16″
L: 7″
W: 15/32″
P: 1 7/16″

PULLM570 19
C/C: 5 1/16″
L: 5 7/8″
W: 1/2″
P: 1 3/16″

D = Diameter
P = Projection (Hardware Depth)
L = Length
W = Width
B = Base
C/C = Center to Center

Installation screws included with each hardware piece.
Breakoff screws available for purchase separately as BRKOFFSCREW, see page 179.
Larger pulls may not be compatible with 5-piece drawer fronts on face frame openings of 9″ wide or less.
See page 27 for 5-piece drawer front dimensions when specifying decorative hardware.

DESCRIPTION	MODEL	PRICE
STAINLESS STEEL		

KNOBH135 12
L: 1 3/4″
W: 1/2″
P: 1 1/8″
B: 1/2″
Pairs best with PULLH129 or PULLH131

PULLH129 14
C/C: 128mm
L: 6 3/8″
W: 7/16″
P: 1 1/8″
Pairs best with KNOBH135 or PULLH131

PULLH131 22
C/C: 224mm
L: 10″
W: 1/2″
P: 1 3/8″
Pairs best with KNOBH135 or PULLH129

PULLH141 13
C/C: 128mm
L: 7 3/8″
W: 1/2″
P: 1 1/4″
Pairs best with PULLH142 or PULLH143

PULLH142 15
C/C: 192mm
L: 9 15/16″
W: 1/2″
P: 1 1/4″
Pairs best with PULLH141 or PULLH143

PULLH143 22
C/C: 384mm
L: 17 1/2″
W: 1/2″
P: 1 1/4″
Pairs best with PULLH141 or PULLH142

DESCRIPTION	MODEL	PRICE
TUSCAN BRONZE		

KNOBH117 14
L: 1 5/16″
W: 1 5/16″
P: 1 3/16″
B: 7/8″
Pairs best with PULLH119

PULLH119 35
C/C: 160mm
L: 7 1/8″
W: 3/4″
P: 1″
Pairs best with KNOBH117

KNOBT013 29
D: 1 1/4″
P: 1 1/16″

Touch Latch

TOUCHLATCH 31

- Nylon gray mechanism with bumper tip.
- Face frame will need to be field drilled for insertion of the TOUCHLATCH, requires 25/64″ (10mm) drill bit.
- Can be field adjusted for door gap depth, no tools required.
- For use on full/modified full overlay door styles only.
- Requires a soft touch to open the door, and door must be pushed closed to reset the TOUCHLATCH mechanism.
- Only for use on hinged doors, and can be used without decorative hardware. Not compatible with non-hinged doors. For drawers, pull-outs, and other non-compatible cabinets, PULLH105, PULLH106, and PULLH107 are recommended (see page 172).

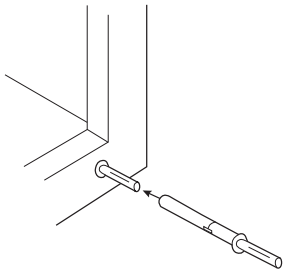

D = Diameter
P = Projection (Hardware Depth)
L = Length
W = Width
B = Base
C/C = Center to Center

Installation screws included with each hardware piece.
Breakoff screws available for purchase separately as BRKOFFSCREW, see page 179.
Larger pulls may not be compatible with 5-piece drawer fronts on face frame openings of 9″ wide or less.
See page 27 for 5-piece drawer front dimensions when specifying decorative hardware.

CabMat™

CABMAT30	208
CABMAT33	208
CABMAT36	208

- CabMat™ is designed to capture spills and is removable for cleaning.
- Not trimmable. Can also be used in wider cabinets but will create a small void of unprotected area along the end panels.

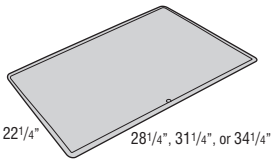

CabMat™ Vanity

CABMATV24	208
CABMATV30	208
CABMATV36	208

- CabMat™ is designed to capture spills and is removable for cleaning.
- Not trimmable. Can also be used in wider cabinets but will create a small void of unprotected area along the end panels.

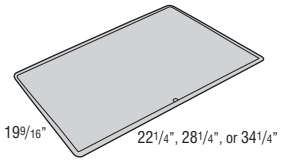

Cooking Utensil Divider

CUDD24	240
CUDD30	268
CUDD36	295

- Pre-assembled natural wood drawer insert.
- Only compatible with SofTouch wood drawers.

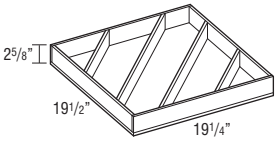

CUDD24

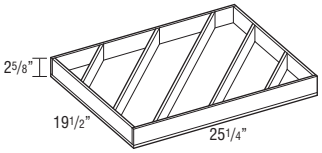

CUDD30

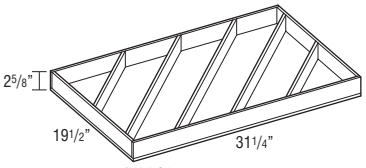

CUDD36

Cutlery Divider Wood Tiered Drawer

WTCD15	463
WTCD18	478
WTCD21	498
WTCD24	515

- Replaces standard drawer. Uses existing cabinet member drawer hardware.
- Only compatible with PG SofTouch guide.
- Requires field installation of drawer front.
- For use with 24″ deep cabinets only.
- Exterior WTCD drawer box height is 3 3/4″, interior height of top tier is 1 5/8″, and interior height of bottom tier is 1 3/8″.
- Top divider slides front-to-back.

Model	Application
WTCD15	15″ Base
WTCD18	18″ Base
WTCD21	21″ Base
WTCD24	24″ Base

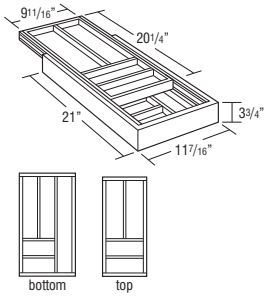

WTCD15

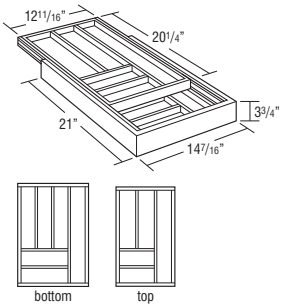

WTCD18

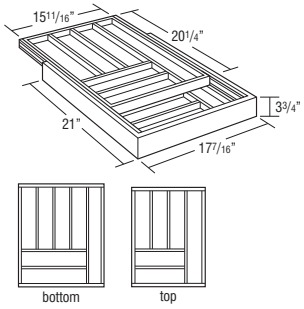

WTCD21

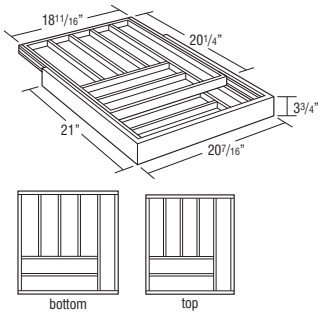

WTCD24

Cutlery Insert Wood Organizer

CIW15	173
CIW18	184
CIW21	239
CIW24	258

- Pre-assembled natural wood drawer insert.

Model	Application
CIW15	15″ Base
CIW18	18″ Base
CIW21	21″ Base
CIW24	24″ Base

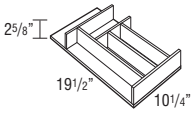

CIW15

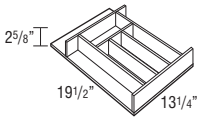

CIW18

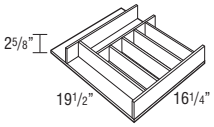

CIW21

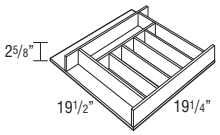

CIW24

Exterior Shelves, 12″ Deep

ES1218	143
ES1224	156
ES1230	170
ES1236	183
ES1248	216
ES1296	315

- 3/4″ thick veneered furniture board finished both sides, and front and side edges (back edge is not finished).

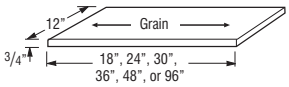

Modifications

APU	ID	RD
•	•	•

Glass Shelf Kit, 12″ Deep

GSK1212	224
GSK1512	227
GSK1812	233
GSK2112	256
GSK2412	264
GSK2712	271
GSK3012	275
GSK3312	286
GSK3612	295

Glass Shelf Kit, Diagonal:	
GSKWD24 (Fits WD2430-WD2442)	380
GSKWD27 (Fits WD2730-WD2742)	380

- GSK cannot be trimmed.
- Example: GSK1512 = 13 9/32″ wide x 10 3/16″ deep fits in W1530x12 cabinet.
- Kit includes two 1/4″ glass shelves.
- Direct ship from manufacturer.
- The use of glass for base cabinet applications or for placement near interior or exterior doors is not recommended.

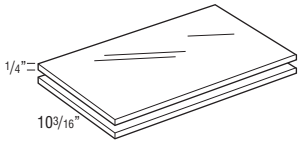

GSK912-GSK3612

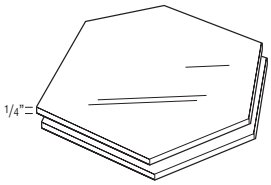

GSKWD24
GSKWD27

Full Depth Interior Shelves

SK912	65
SK1212	65
SK1512	65
SK1812	79
SK2112	79
SK2412	79
SK2712	92
SK3012	92
SK3312	92
SK3612	104
SK3912	104
SK4212	104
SK4812	119
SK924	83
SK1224	83
SK1524	83
SK1824	99
SK2124	99
SK2424	99
SK2724	111
SK3024	111
SK3324	111
SK3624	126
SK3924	126
SK4224	126
SK4824	138

- SK_ _12 includes one 10 1/2″ deep shelf, SK_ _24 includes one 22 1/2″ deep shelf.
- Each kit includes 8 shelf pegs.
- Full Depth Shelves will be shipped separate from the cabinet.
- RD not available on SK_ _12.

Modifications

APU	MI	RD
•	•	•

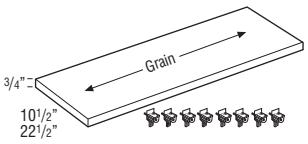

Straight Heat Shields

OHS	100
OHSS	120

- OHS is a pair of 1/16″ thick, white metal shields.
- OHSS is a pair of 1/16″ thick, stainless steel metal shields.
- Heat Shield is used to deflect heat from self-cleaning ovens away from cabinet doors and drawer fronts.
- For use when additional 1/8″ can be added to the oven manufacturer's recommended space requirements.
- Installs on the side of the face frame of each cabinet adjacent to the oven.

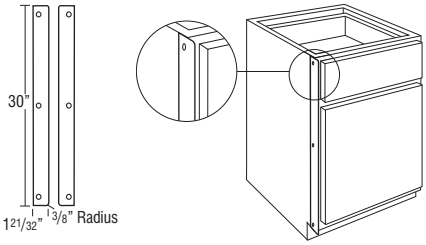

Oven Installation Kit

OVENINSTALLKIT	52

- Recommended for supporting built-in appliances such as ovens, microwaves, and warming drawers. Refer to appliance manufacturer specifications for installation requirements.
- Weight limit is 400 lbs. per pair.

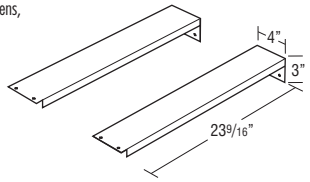

Pegged Dish Organizer

PDO (8 Pegs & Board)	345
PDOPOSTS (4 Pegs)	87

- Recommended for use in 36″ wide Two Drawer Base (2BD) and Three Drawer Base (3BD) cabinets, trimmable for cabinets less than 36″ wide. Not recommended for use in roll trays.
- Pegged Board is 3/8″ thick.
- 29 15/16″ x 19 1/2″

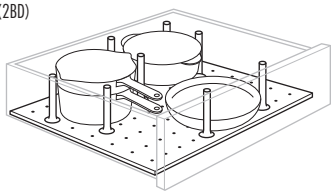

Spice Rack — Pull-down

SPD18	209

- Spice Rack Pull-down dimensions: 8 15/16″ high x 14 13/16″ wide x 10 5/16″ deep.
- Spice Rack Pull-down requires 3 3/4″ below the bottom edge of the cabinet and 9 1/4″ in front of the cabinet.
- For use in a minimum 15″ wide opening (recommended for use in 18″ wide cabinets).
- Maximum Weight Capacity: 15 lbs.
- Must be installed on the floor of the cabinet. Cannot be installed on an adjustable shelf.

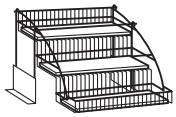

Tilt-out Trays, Plastic

TOT15	94
TOT18	98

- Kit includes 2 white trays and tilt-out hinges.
- SB39-SB48 have 2 fixed panels.
- SB30B-SB36B have 1 long fixed panel.
- SB21-SB27B may only accept one tray.

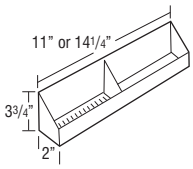

Model	Size	Application
TOT15	11″w x 2″d x 3 3/4″h	SB30B, SB33B
TOT18	14 1/4″w x 2″d x 3 3/4″h	SB21, SB24, SB24B, SB27B, SB36B, SB39, SB42, SB45, SB48

Tray Divider Kit

WTD	46

- WTD: Includes 1 divider, 3 clips, and 3 screws.
- Tray divider is chrome.

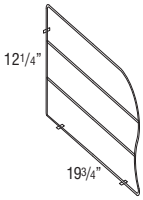

Tray Roll-out Divider

TDRO12	291
TDRO15	324

- TDRO12: 2 removable dividers (3 compartments).
- TDRO15: 3 removable dividers (4 compartments).
- Includes guides.
- 3/8″ plywood construction.
- TDRO12 fits B12.
- TDRO15 fits B15.
- Not compatible with roll tray option.

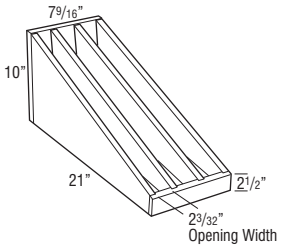

TDRO12

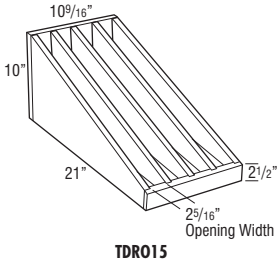

TDRO15

Wine Glass Holders

SWR30 (7 slots)	244
SWR36 (8 slots)	298

- Maximum wine glass base is 3″ diameter.
- May be trimmed to fit smaller cabinets.

Species Availability

Hickory	Maple	Oak	Painted	Rustic Hickory	Laminate
•	•	•	•	•	Painted

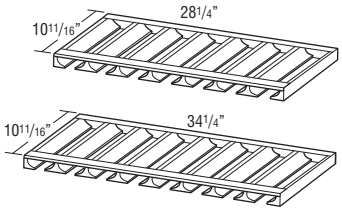

Roll Trays

RTF1224	108
RTF1524	113
RTF1824	123
RTF1924	129
RTF2124	134
RTF2224	139
RTF2424	144
RTF2724	149
RTF3024FW	154
RTF3324FW	159
RTF3624FW	165

- Laminate
- RTF trays available in RD18 and RD21.

RTPG1224	208
RTPG1524	213
RTPG1824	223
RTPG1924	229
RTPG2124	234
RTPG2224	239
RTPG2424	244
RTPG2724	249
RTPG3024FW	254
RTPG3324FW	259
RTPG3624FW	265

- Wood
- Includes cabinet and drawer members.
- RTPG trays have SofTouch guides.
- RTPG trays available in RD12, RD15, RD18, and RD21.

Modifications

RD
•

Model	RTF Width	RTPG Width	Application
RT_1224	7 9/16″	7 3/4″	B12, U12
RT_1524	10 9/16″	10 3/4″	B15, B15RT, U15
RT_1824	13 9/16″	13 3/4″	B18, B18RT, U18
RT_1924	15 1/16″	15 1/4″	B39
RT_2124	16 9/16″	16 3/4″	B21, B21RT, U21, B42
RT_2224	18 1/16″	18 1/4″	B45
RT_2424	19 9/16″	19 3/4″	B24, B24RT, U24, B48
RT_2724	22 9/16″	22 3/4″	B27B, B27BRT, U27
RT_3024	25 9/16″	25 3/4″	B30B, B30BRT, U30
RT_3324	28 9/16″	28 3/4″	B33B, B33BRT, U33
RT_3624	31 9/16″	31 3/4″	B36B, B36BRT, U36

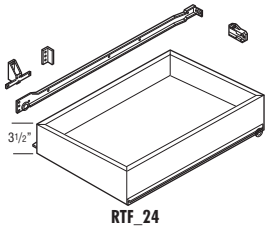

RTF_24
RTF_24FW

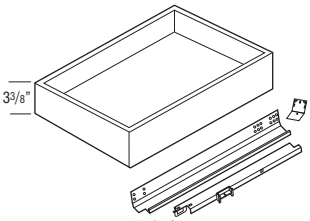

RTPG_24
RTPG_24FW

PURE&SIMPLE™ Cabinet Care Kit

CABCLEANKIT	47

- PURE&SIMPLE™ Cabinet Care Kit includes one 16 ounce spray bottle of cleaning solution and a small microfiber cloth.
- Safe for use on wood cabinet surfaces.

Stain, Paint, and Touch-up Tools

STAINQUART	97
PAINTQUART	150
SPRAYPAINT	68
SSCCLEAR	55
TK	49
MTUK	29
GLAZEPEN	68

- SPRAYPAINT and SSCCLEAR are 384 mL aerosol cans available in Paints and PureStyle™ colors and clear.
- Touch-up Kit includes a full size touch-up marker and a full size fill stick. No glaze pen included with glaze finishes.
- Mini Touch-up Kit includes a small touch-up marker and a small fill stick. No glaze pen included with glaze finishes.
- GLAZEPEN available in glaze colors only.
- GLAZEPEN works on finished doors and does not require a separate top coat.

Guide Kits and Parts

DGKIT21DDFD	248
DGKIT24DDFD	248

- Side-mount progressive full extension guide utilized on all drawers of DDFD_ _ cabinets.
- 125 lb. weight capacity per pair.
- Kit includes guide hardware for one drawer box (cabinets and drawer members, mounting rails, and screws).
- Dimension refers to cabinet depth.

DGKIT12PG	224
DGKIT15PG	224
DGKIT18PG	224
DGKIT21PG	224
DGKIT24PG	224

- Undermount full extension SofTouch Premium Guide.
- 75 lb. weight capacity per pair.
- Kit includes guide hardware for one drawer box (cabinets and drawer members, sockets and screws).
- Dimension refers to cabinet depth.

DGKIT18FDRW	35
DGKIT21FDRW	35
DGKIT24FDRW	35

- Furniture board drawer side-mount guide used on drawers with FDRW modification.
- 75 lb. weight capacity per pair.
- Kit includes guide hardware for one drawer box (cabinets and drawer members, sockets and screws).
- Dimension refers to cabinet depth.

DGKIT12RTPG	224
DGKIT15RTPG	224
DGKIT18RTPG	224
DGKIT21RTPG	224
DGKIT24RTPG	224

- Undermount full extension SofTouch Premium Guide.
- 75 lb. weight capacity per pair.
- Kit includes guide hardware for one drawer box (cabinets and drawer members, sockets and screws).
- Dimension refers to cabinet depth.

DGKIT18RTF	35
DGKIT21RTF	35
DGKIT24RTF	35

- Side-mount guide used on roll trays with FDRW modification.
- 3/4 extension.
- 75 lb. weight capacity per pair.
- Kit includes guide hardware for one drawer box (cabinets and drawer members, sockets and screws).
- Dimension refers to cabinet depth.

Drawer Guide Back Sockets

BKSOCKETPG12	43
BKSOCKETPG	43
BKSOCKETRTPG	43
BKSOCKETFDRW	43

- BKSOCKETPG12 used with SofTouch drawer guides and roll tray guides (12″ deep).
- BKSOCKETPG used with SofTouch drawer guides (15″-24″ deep).
- BKSOCKETRTPG used with SofTouch roll tray guides (15″-24″ deep).
- BKSOCKETFDRW used with side-mount drawer guides (FDRW modification).
- Sold in pairs.

Drawer Guide Box Locking Clips

PG12LOCKCLIP	36
PG12LOCKCLPNRW	36
PGLOCKCLIP	36
PGLOCKCLIPNRW	36

- PG12LOCKCLIP used with SofTouch drawer guides (12″ deep).
- PG12LOCKCLPNRW used with SofTouch drawer guides on cabinets with drawers with a face frame opening of 7 1/2″ or less (12″ deep).
- PGLOCKCLIP used with SofTouch drawer guides (15″-24″ deep).
- PGLOCKCLIPNRW used with SofTouch drawer guides on cabinets with drawers with a face frame opening of 7 1/2″ or less (15″-24″ deep).
- Sold in pairs.

False Panel Clips

FIXEDFRTCLIP5	8
PFIXEDFRTCLIP5	8

- Clips come in pairs of two.
- Use to secure false front on sink base.

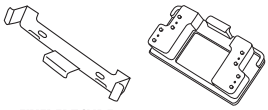

FIXEDFRTCLIP5 PFIXEDFRTCLIP5

Roll Tray Plug In Brackets

RTFSPACER	44
RTPGSPACER	42

- For use with roll tray hardware to prevent interference with door hinges. Also included in roll tray hardware kit.
- RTFSPACER for use with roll trays with FDRW modification.
- RTPGSPACER for use with standard roll trays.
- Includes four end panel brackets, two vertical stile brackets, and screws.

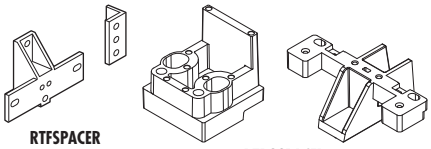

RTFSPACER RTPGSPACER

Hinges

INTGHPOHINGE 27

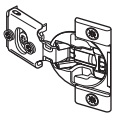

- Integrated SofTouch.
- 6-way adjustable.
- 1/2″ Traditional overlay 107° hinge.
- For use on all Traditional overlay cabinets not specified by other hinges.
- For use on full overlay styles: Angle Base Cabinets, Diagonal Wall and Base Cabinets, and 36″ Corner Sink Bases and Fronts.
- Sold in pairs.

INTGHFOHINGE 27

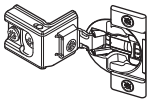

- Integrated SofTouch.
- 6-way adjustable.
- Full overlay 107° hinge.
- For use on all full overlay cabinets not specified by other hinges.
- Sold in pairs.

INTGHSRFMTHG 27

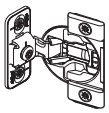

- Integrated SofTouch.
- 4-way adjustable.
- Full overlay face-mount 107° hinge.
- For use on OSB, OD and OMC, and 36″-42″ high WBMW cabinets.
- Sold in pairs.

PO.5HINGE 20

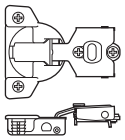

- 6-way adjustable.
- 1/2″ Traditional overlay 107° hinge.
- For use on full overlay styles with NSCH modification: Angle Base Cabinets, Diagonal Wall and Base Cabinets, and 36″ Corner Sink Bases and Fronts.
- Sold in pairs.

FO1.25HINGE 20

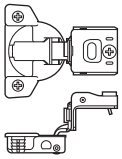

- 6-way adjustable.
- Full overlay 107° hinge.
- For use on all full overlay cabinets with NSCH modification and not specified by other hinges.
- Sold in pairs.

SURFMTHINGE 11

- 4-way adjustable.
- Full overlay face-mount 107° hinge.
- For use on OSB, OD and OMC, and 36″-42″ high WBMW cabinets with NSCH modification.
- Sold in pairs.

BERDR-DRHINGE 70

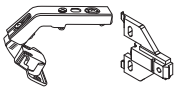

- 90° Corner Self-closing Center Hinge.
- For use as center hinge on BLS, BC, BER, and WCER cabinets.
- Connects bi-fold doors together.
- Sold in pairs.

BERDR-FRMHINGE 60

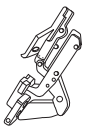

- 170° Hinge.
- For use on BSC, BLS, BC, BER, and WCER cabinets.
- Connects bi-fold doors together.
- Sold in pairs.

MIRRORHINGE 11

- Mirror hinge.
- For use on TV and MC cabinets.
- Sold in pairs.

Hinge Angle Restriction Clip

INTGHRSTRCLIP 11

- For use in applications with cabinets installed at varying depths to prevent the door damage caused by opening into an adjacent cabinet.
- Restricts hinges to 86° opening capability.
- Works only with the INTGHPOHINGE and INTGHFOHINGE.
- Not recommended for cabinets with roll trays specified in Traditional overlay styles.
- Sold in pairs.

Hinge Shims

HINGESPACER 16

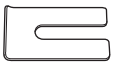

- Install between the face frame and hinge to allow additional adjustment of doors. Can be used to reduce gap between butt doors.
- Each shim is 1/32″ thick and can be stacked to achieve desired overlay reduction.
- Pack of 5 metal shims.
- Compatible with all hinges except face-mount.

HNGSPCRDR NEW 33

- Intended for door adjustment in field to reduce appearance of a slight warp in a door. Insert against the door, behind cup of hinge, opposite of warp.
- HNGSPCRDR sold in packs of five.

Miscellaneous Parts

BRKOFFSCREW (pkg. 25)	6
DOORBUMPER25 (pkg. 25)	7
GLASSRETCLIP	17
INSTLSCREW4 (pkg. 4)	5
INSTLSCREW100 (pkg. 100)	18
SHELFCLIP24 (pkg. 24)	11

- BRKOFFSCREW is a pack of 25 breakaway screws for use with decorative hardware pulls and knobs.
- GLASSRETCLIP: 6 retainer clips for use with glass inserts in mullion and cut-for-glass doors.
- INSTLSCREW4 and INSTLSCREW100 are screws for cabinet installation through the cabinet back to the wall studs (includes a pack of 4 or 100).
- SHELFCLIP24 are 3mm steel pins with clear plastic shoulders.

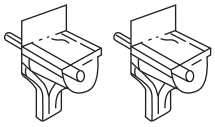

SHELFCLIP24

Doors and Drawer Fronts

Door For Any Cabinet Less Than 18″ High	252
Door For Any Cabinet 18″ To 30″ High	316
Door For Any Cabinet Over 30″ High	444
Any Drawer Front Only*	117

*Drawer front option upcharge applied where applicable.

Drawers

Furniture Board Drawer With Drawer Front*	154
Furniture Board Drawer Box Only*	134
Wood Drawer With Drawer Front*	186
Wood Drawer Box Only*	166

- All applicable modification and premium finish upcharges will apply.

*Drawer assemblies include the Drawer box, Drawer front, and Drawer guides. Order cabinet member guides separately. WDRW box has fixing clips attached, guides and parts must be ordered separately.

DADOOR $150/sq ft

- Includes a 3/4″ thick door made to a custom size.
- All doors will be specified "NO HINGE ROUTE". Backs may have identification marks, be unfinished, and have 3/16″ diameter holes used during finish processing. For these reasons, these doors are not suitable for use as cabinet doors.
- Custom Doors not available in Chalet, Fyfer, or Piper. Limitations exist on all styles.
- Custom sizes available in 1/32″ increments.
- CG modification available.
- Custom dimensions are required when placing the order.
- Custom doors are not available for cabinets not manufactured by Homecrest.

	Model	Door Style Type	Available Width Range*	Available Height Range*
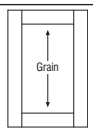	DADOOR	Non-mitered Styles	7 1/2″ to 25 7/8″ (<3″ wide rails/stiles) 8 1/2″ to 25 7/8″ (3″ wide rails/stiles)	7 1/2″ to 47 15/32″ (<3″ wide rails/stiles) 8 1/2″ to 47 15/32″ (3″ wide rails/stiles)
	DADOOR (Dover)	Non-mitered Styles	8 1/2″ to 24″ (3″ wide rails/stiles)	8 1/2″ to 42″ (3″ wide rails/stiles)
	DADOOR (Welzin & Wexford)	Non-mitered Styles	7 1/2″ to 23″ (<3″ wide rails/stiles)	7 1/2″ to 42″ (<3″ wide rails/stiles)
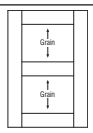	DADOOR	Non-mitered Styles	7 1/2″ to 25 7/8″ (<3″ wide rails/stiles) 8 1/2″ to 25 7/8″ (3″ wide rails/stiles)	47 1/2″ to 70″ (<3″ wide rails/stiles) 47 1/2″ to 70″ (3″ wide rails/stiles)
	DADOOR (Dover)	Non-mitered Styles	8 1/2″ to 24″ (3″ wide rails/stiles)	47 1/2″ to 70″ (3″ wide rails/stiles)
	DADOOR (Welzin & Wexford)	Non-mitered Styles	7 1/2″ to 23″ (<3″ wide rails/stiles)	47 1/2″ to 70″ (<3″ wide rails/stiles)
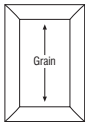	DADOOR	Mitered Styles	8″ to 25 7/8″	8″ to 70″

*Any door with a minimum width or height dimension less than 10″ will receive a flat center panel.

Custom Doors with Hinge Routing

DOORHNG $150/sq ft

- Hinges must be ordered separately and specified full or traditional overlay.
- Custom Doors not available in Chalet, Fyfer, or Piper. Limitations exist on all styles.
- Doors are finished on both sides and routed for hinges. Plastic mollies are pressed in 8mm holes to accept screws to anchor the hinges to the back of these doors.
- CG modification available.
- Custom dimensions are required when placing the order.
- Custom doors are not available for cabinets not manufactured by Homecrest.

	Model	Door Style Type	Available Width Range*	Available Height Range
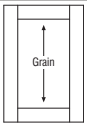	DOORHNG	Non-mitered Styles	7 1/2″ to 24″ (<3″ wide rails/stiles) 8 1/2″ to 24″ (3″ wide rails/stiles)	10″ to 47 15/32″ (<3″ wide rails/stiles) 10″ to 47 15/32″ (3″ wide rails/stiles)
	DOORHNG (Dover)	Non-mitered Styles	8 1/2″ to 24″ (3″ wide rails/stiles)	10″ to 42″ (3″ wide rails/stiles)
	DOORHNG (Welzin & Wexford)	Non-mitered Styles	7 1/2″ to 23″ (<3″ wide rails/stiles)	10″ to 42″ (<3″ wide rails/stiles)
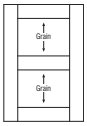	DOORHNG	Non-mitered Styles	7 1/2″ to 24″ (<3″ wide rails/stiles) 8 1/2″ to 24″ (3″ wide rails/stiles)	47 1/2″ to 70″ (<3″ wide rails/stiles) 47 1/2″ to 70″ (3″ wide rails/stiles)
	DOORHNG (Welzin & Wexford)	Non-mitered Styles	7 1/2″ to 23″ (<3″ wide rails/stiles)	47 1/2″ to 70″ (<3″ wide rails/stiles)
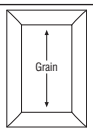	DOORHNG	Mitered Styles	8″ to 24″	10″ to 70″

*Any door with a minimum width dimension less than 10″ will receive a flat center panel.

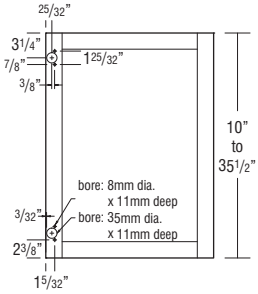

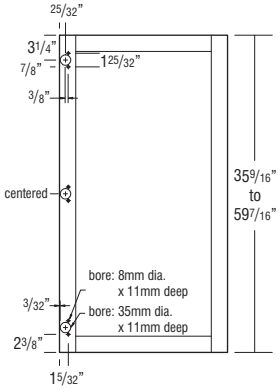

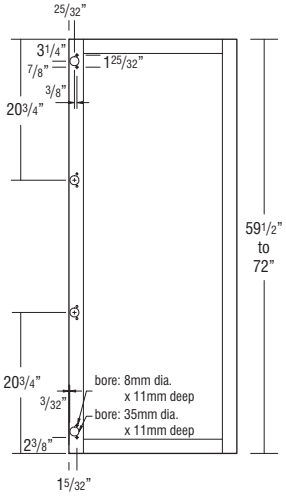

HOMECREST®
CABINETRY

Thank you for choosing a paint finish from Homecrest Cabinetry. Because your satisfaction is important to us, we want you to be aware of the unique characteristics of painted finishes that may be quite different from other cabinetry finishes.

Characteristics of Paint Finishes

Paint finishes are different from standard wood finishes. On all wood products, expansion and contraction are typical due to changes in climate conditions. Due to this normal movement, paint finishes may develop slight separation lines, finish breaks and seam lines. These will be most notable at stile, rail and panel joints. Joint separations may become more noticeable over time and through season changes.

All paint finishes first receive a primer coat designed to provide optimum fill and leveling of the surface. This provides an even base for the color and finish coats.

Seam lines and finish breaks are normal characteristics of paint finishes and should not be considered a reason for product replacement. Over time, there may be a slight color shift in the finish, due to exposure to natural and artificial light.

Example of door front joint separation

Example of door front joint separation

Example of door end joint separation

I have read and understand the statements above and agree that the characteristics of paint finishes from Homecrest Cabinetry are acceptable. I understand that neither Homecrest Cabinetry or the Homecrest Cabinetry Dealer listed below is responsible in the event that these characteristics are later found to be less desirable than expected.

_____ *Customer Signature*

_____ *Dealer Signature*

_____ *Customer Name (please print)*

_____ *Dealer Name (please print)*

_____ *Dealer Purchase Order Number*

This completed form must accompany your product order.
Orders for Paint finishes will not be confirmed without a signed agreement.

HOMECREST®
CABINETRY

Congratulations on your selection of Homecrest cabinetry in Rustic Hickory. Because of its unique characteristics Rustic Hickory is quite different from other wood types you may be familiar with. Your satisfaction is important to us, and we want you to fully understand the characteristics that make Rustic Hickory so distinctive.

It is important to realize that the beauty of wood cabinetry comes from the natural qualities of wood itself. Rustic Hickory is characterized by its nearly white to dark brown dramatic color variations with wild flowing green patterns and may contain a variety of pin holes, open and closed knots of various sizes and colors, small cracks, bird pecks, mineral streaks, and grain variation. Some knots may have small holes through the panel. In addition, the wood will contain color difference caused by variations in minerals found in the soil, creating visible mineral tracks. However, those characteristics that might compromise the structural integrity of the door will not be included.

Sound Closed Knot (not movable) – Expected in Rustic Hickory up to approximately 3″ diameter.
Sound Knot with Cracks – Expect sound knots with open cracks up to approximately 1″ in length.
Open Knot (through door) – Expected in Rustic Hickory with open area up to approximately 3/4″ diameter.
Note: 3/4″ diameter is about the size of a penny. Holes created by open knots pass completely through the door and are desirable for this rustic look.
Unsound Knot (movable core) – Not to be expected.
Knot Cluster (cluster of tight sound knots) – To be expected in Rustic Hickory.
Worm Holes/Pin Holes (can go through door) – Can be expected on Rustic Hickory up to approximately 1/4″ diameter.
Worm Tracks – Can be expected on Rustic Hickory in sizes up to approximately 1/8″ wide by 8″ long.

Rustic Hickory as described is featured for doors and drawer fronts. Other areas of the product will utilize standard Hickory. Customers should expect a much lower occurrence of rustic characteristics in these other areas. Also, the natural characteristics mentioned occur randomly in Rustic Hickory. All doors and drawer fronts will contain some combination of the common Rustic Hickory markings; however, it will be uncommon to find all markings on any single piece.

The natural characteristics of wood described above and variations in grain patterns and color are not considered reasons for product replacement. We mention these characteristics because neither Homecrest nor your Homecrest dealer can be responsible for these conditions and variations.

Accordingly, we ask that the following agreement be signed for Rustic Hickory orders.

I have read the foregoing and find the characteristic variations of wood with Rustic Hickory are desirable.
As such, I agree not to hold Homecrest and/or the Homecrest dealer listed below responsible in the event that these characteristics are later found by me to be less desirable than I had expected.

Customer Signature	Dealer Signature
Customer Name (please print)	Dealer Name (please print)
	Dealer Purchase Order Number

Homecrest® Express Response™ Program

Our commitment to Channel Partners, Designers and Customers

Purpose: The Homecrest® Express Response program is used to expedite orders when customers need product faster than normal lead time to correct issues with an existing order. Below is an overview of the Express Response program and what you can expect from the Homecrest commitment to superior service.

Express Response Guidelines

- Eligible orders must be associated with a previous order number.
- Lead time calculation is based on receipt of a clean order. Clean orders are orders in which all information is provided and accurate.
- There is no additional upcharge for Express Response.
- There are no cancellations or returns once an Express Response order is received.
- Due to the nature of special orders and appliance panels, they are excluded from Express Response and will be processed as a standard lead time order.
- Express Response is available within the continental United States. Should Alaska, Hawaii or international shipments be required, customer service representatives are ready to assist by providing shipping information and determining lead times.

Lead Times

15 business days or less from order to delivery (channel partner):

- Items shipped via LTL, Parcel ground or truckload

Questions? If you have questions that aren't answered here, contact your Customer Service team.

Discontinued Product Policy

60 days minimum notice to customers announcing the discontinuation of a product line.

Product will no longer be available for order after the discontinuation date. Only warranty orders will be considered. Even with warranty orders we will have the option to replace customer's defective product with the same discontinued product they originally purchased, or replace all doors originally ordered with a current product that is similar in appearance.

HOMECREST® DOOR STYLE PRICING REFERENCE

Alphabetical Order

Style	Specie	Price Column
Arbor	Hickory	1
Arbor	Maple	2
Arbor	Oak	1
Arbor	Painted Hardwood	2
Arbor	PureStyle	2
Arbor	Rustic Hickory	2
Bexley	Hickory	6
Bexley	Maple	7
Bexley	Painted Hardwood	7
Bexley	PureStyle	7
Bishop	Maple	6
Bishop	Oak	4
Bishop	Painted Hardwood	6
Chalet	Maple	6
Chalet	Painted Hardwood	6
Chalet	Laminate	6
Darwyn	Hickory	6
Darwyn	Maple	7
Darwyn	Oak	6
Darwyn	Painted Hardwood	7
Darwyn	PureStyle	7
Darwyn	Rustic Hickory	7
Dover	Hickory	7
Dover	Maple	8
Dover	Oak	7
Dover	Painted Hardwood	8
Dover	Rustic Hickory	8
Fyfer	Hickory	3
Fyfer	Maple	6
Fyfer	Oak	3
Fyfer	Painted Hardwood	6
Haylan	Maple	7
Haylan	Painted Hardwood	7
Highland	Maple	8
Highland	Painted Hardwood	8
Joplin	Maple	3
Joplin	Oak	2
Joplin	Painted Hardwood	3
Kendrick	Hickory	3
Kendrick	Maple	6
Kendrick	Oak	3
Kendrick	Painted Hardwood	6
Kenosha	Hickory	1
Kenosha	Maple	2
Kenosha	Oak	1
Kenosha	Painted Hardwood	2
Lautner	Hickory	2
Lautner	Maple	3
Lautner	Painted Hardwood	3
Lautner	PureStyle	3
Piper	Hickory	6
Piper	Maple	7
Piper	Oak	6
Piper	Painted Hardwood	7
Rosedale	Maple	7
Rosedale	Painted Hardwood	7
Sedona	Hickory	6
Sedona	Maple	7
Sedona	Oak	6
Sedona	Painted Hardwood	7
Sedona	PureStyle	7
Sedona	Rustic Hickory	7
Waldron	Hickory	6
Waldron	Maple	7
Waldron	Oak	6
Waldron	Painted Hardwood	7
Waldron	PureStyle	7
Welzin	Hickory	7
Welzin	Maple	8
Welzin	Oak	7
Welzin	Painted Hardwood	8
Wexford	Hickory	5
Wexford	Maple	7
Wexford	Oak	5
Wexford	Painted Hardwood	7
Wexford	Rustic Hickory	7

Price Point Order

Style	Specie	Price Column
Arbor	Hickory	1
Arbor	Oak	1
Kenosha	Hickory	1
Kenosha	Oak	1
Arbor	Maple	2
Arbor	Painted Hardwood	2
Arbor	PureStyle	2
Arbor	Rustic Hickory	2
Joplin	Oak	2
Kenosha	Maple	2
Kenosha	Painted Hardwood	2
Lautner	Hickory	2
Fyfer	Hickory	3
Fyfer	Oak	3
Joplin	Maple	3
Joplin	Painted Hardwood	3
Kendrick	Hickory	3
Kendrick	Oak	3
Lautner	Maple	3
Lautner	Painted Hardwood	3
Lautner	PureStyle	3
Bishop	Oak	4
Wexford	Hickory	5
Wexford	Oak	5
Bexley	Hickory	6
Bishop	Maple	6
Bishop	Painted Hardwood	6
Chalet	Maple	6
Chalet	Painted Hardwood	6
Chalet	Laminate	6
Darwyn	Hickory	6
Darwyn	Oak	6
Fyfer	Maple	6
Fyfer	Painted Hardwood	6
Kendrick	Maple	6
Kendrick	Painted Hardwood	6
Piper	Hickory	6
Piper	Oak	6
Sedona	Hickory	6
Sedona	Oak	6
Waldron	Hickory	6
Waldron	Oak	6
Bexley	Maple	7
Bexley	Painted Hardwood	7
Bexley	PureStyle	7
Darwyn	Maple	7
Darwyn	Painted Hardwood	7
Darwyn	PureStyle	7
Darwyn	Rustic Hickory	7
Dover	Hickory	7
Dover	Oak	7
Haylan	Maple	7
Haylan	Painted Hardwood	7
Piper	Maple	7
Piper	Painted Hardwood	7
Rosedale	Maple	7
Rosedale	Painted Hardwood	7
Sedona	Maple	7
Sedona	Painted Hardwood	7
Sedona	PureStyle	7
Sedona	Rustic Hickory	7
Waldron	Maple	7
Waldron	Painted Hardwood	7
Waldron	PureStyle	7
Welzin	Hickory	7
Welzin	Oak	7
Wexford	Maple	7
Wexford	Painted Hardwood	7
Wexford	Rustic Hickory	7
Dover	Maple	8
Dover	Painted Hardwood	8
Dover	Rustic Hickory	8
Highland	Maple	8
Highland	Painted Hardwood	8
Welzin	Maple	8
Welzin	Painted Hardwood	8

BACK

LIMITED LIFETIME WARRANTY

CERTIFIED TO ANSI A161.1

TSCA TITLE VI COMPLIANT

VISIT US AT: HOMECRESTCABINETRY.COM

All orders taken are subject to approval by Homecrest and, after acceptance, are not subject to change without our consent. Homecrest carefully inspects and packages all merchandise and will ship via the best transportation facility available as it determines.

Any claim for transportation damage must be handled with the carrier.

No merchandise returns to Homecrest Cabinetry without prior written approval.

Styles, product availability and construction may vary slightly from those shown in this book due to material availability and/or design evolution. Specifications are subject to change without notice. Customer service is available if your design requires verification of product availability and specifications.

When Hardwood is painted, cabinet components, doors and/or drawer fronts may be constructed of various hardwood materials and/or composite materials such as Medium Density Fiberboard (MDF) and/or High Density Fiberboard (HDF).

Homecrest® has a Limited Lifetime Warranty.
For terms and conditions, please visit https://www.homecrestcabinetry.com/warranty

Prices effective 8.18.2025

Front Cover: **Haylan Painted Hardwood Sailboat**

HOMECREST®
CABINETRY

MasterBrand Customer Service Operating Hours:
Mon-Fri, 8:00AM – 6:00PM EST
MasterBrand Customer Service Phone: 1.855.722.2148

Designer ID#: _____

Customer Account #: _____

Sales Rep: _____

Part of the MasterBrand™ Family

homecrestcabinetry.com
#homecrestcabinetry
©2025 MasterBrand Cabinets LLC
All rights reserved.

MKTG.PRSPEC0825
76942/WLD/2800